

Cancer Patient Experience Survey

2023 Results

Thames Valley Cancer Alliance

Published July 2024

Contents

Executive summary	3
Introduction	4
Methodology	4
Understanding the results	5
Further information	6
Response rate	8
Expected range charts	10
Comparability tables	14
Tumour group tables	18
Age group tables	23
Male/Female/Non-binary/Other tables	27
Ethnicity tables	32
IMD quintile tables	36
Long-term condition status tables	40
Year on year charts	44
Trust expected range summary	57

Executive summary

Questions above expected range

	Case mix adjusted scores			England score
	2023 score	Lower expected range	Upper expected range	
Q31. Patient had confidence and trust in all of the team looking after them during their stay in hospital	81%	75%	80%	77%
Q35. Patient was always able to discuss worries and fears with hospital staff	69%	61%	68%	65%

Questions below expected range

	Case mix adjusted scores			England score
	2023 score	Lower expected range	Upper expected range	
Q17. Patient had a main point of contact within the care team	87%	89%	93%	91%
Q42_4. Patient completely had enough understandable information about their response to hormone therapy	72%	72%	80%	76%

Introduction

The National Cancer Patient Experience Survey 2023 is the thirteenth iteration of the survey first undertaken in 2010. It has been designed to monitor progress on cancer care; to provide information to drive local quality improvements; to assist commissioners and providers of cancer care; and to inform the work of the various charities and stakeholder groups supporting cancer patients.

The survey was undertaken by Picker on behalf of NHS England and it was overseen by a national Cancer Patient Experience Advisory Group. This Advisory Group set the principles and objectives of the survey programme and guided questionnaire development. The survey was commissioned and managed by NHS England. The survey provider, Picker, is responsible for designing, running and analysing the survey.

The 2023 survey involved 132 NHS Trusts. Out of 121,121 people, 63,428 people responded to the survey, yielding a response rate of 52%.

Methodology

Eligibility, fieldwork and survey methods

The sample for the survey included all adult (aged 16 and over) NHS patients, with a confirmed primary diagnosis of cancer, discharged from an NHS Trust after an inpatient episode or day case attendance for cancer related treatment in the months of April, May and June 2023. The fieldwork for the survey was undertaken between November 2023 and February 2024.

As in the previous eight years, the survey used a mixed mode methodology. Questionnaires were sent by post, with two reminders where necessary, but also included an option to complete the questionnaire online. A Freephone helpline and email was available for respondents to opt out, ask questions about the survey, enable them to complete their questionnaire over the phone and provide access to a translation and interpreting facility for those whose first language was not English.

Note on question comparability

The questionnaire was redeveloped for the 2021 National Cancer Patient Experience Survey. Year on year comparisons between 2021, 2022 and 2023 are included in this report for most questions. A review of the questionnaire in 2023 saw four changes being made:

- The question text for Q23 and Q42 were amended. These questions are no longer deemed comparable to 2021 and 2022.
- The long-term condition question (Q67) was amended to include “Autism or autism spectrum condition” as a response option. And the “Neurological condition” answer option was updated to include an example condition changing it to “Neurological condition, such as epilepsy”. These changes see the answer option “Neurological condition, such as epilepsy” as no longer being deemed comparable to 2021 and 2022.
- The ethnic group question (Q71) was amended to include “Roma” as an answer option. The ethnic group question is still deemed comparable to 2021 and 2022.

How Alliance results are generated

Alliance results are derived using the post code of each patient, rather than by mapping trust results to alliances. This mapping is achieved using lookup files released by the Office for National Statistics.

Alliance results therefore reflect the experience of people referred from within the geographical footprint.

Case-mix adjustment

Both unadjusted and adjusted scores are presented in this report. Case-mix adjusted scores allow us to account for the impact that differing patient populations might have on results. By using the case-mix adjusted estimates we can obtain a greater understanding of how an Alliance is performing given their patient population. The factors taken into account in this case-mix adjustment are Male/Female/Non-binary/Other, age, ethnicity, deprivation, and cancer type.

Unadjusted data should be used to see the actual responses from patients relating to the Alliance. Case-mix adjusted data, together with expected ranges, should be used to understand whether the results are significantly higher or lower than national results taking account of the patient mix.

Scoring methodology

Sixty-one questions from the questionnaire are scored as these questions relate directly to patient experience. For all but one question (Q59), the score shows the percentage of respondents who gave the most favourable response to a question. For Q59, respondents rate their overall care on a scale of 0 to 10, of which the average was calculated for this question's score. The percentages in this report have been rounded to the nearest percentage point. Therefore, in some cases the figures do not appear to add up to 100%.

In 2022, following a review of the scoring methodology, a change was made to the scoring of Q12 such that the response option "No, I was told by letter or email" is no longer considered neutral and is now scored as negative.

Statistical significance

In the reporting of 2023 results, appropriate statistical tests have been undertaken to identify unadjusted scores for which the change over time is 'statistically significant'. A statistically significant difference means that the change in the result is very unlikely to have occurred by chance.

Suppression

Data is suppressed for two reasons: to ensure unreliable results based on very small numbers of respondents are not released, and to prevent individuals being identifiable in the data.

In cases where a result is based on fewer than 10 responses, the result has been suppressed. For example, where fewer than 10 people answered a question from a particular Alliance, the results are not shown for that question for that Alliance.

For Alliances with an eligible population of 1,000 or fewer, data relating to the respondent and their condition has been suppressed where 5 people or fewer were in a particular category. In instances where only one has been suppressed, the next lowest category has been suppressed to prevent back calculation from the total number of responses.

Additional suppression

Additional suppression happens if only **one** Alliance has a score suppressed. If this happens, we will suppress another Alliance's results (both the Alliance level and sub-group results for the question) based on the next lowest number of respondents for the score. We do this so that the national score cannot be used to work out the score for the individual Alliance.

The same rule applies to groups in each sub-group breakdown. For example, if only one Alliance has the 85+ age group suppressed for Q25 we will need to suppress another Alliance's results for the 85+ age group on Q25. This suppression is based on the 85+ age group with the next lowest number of respondents for Q25.

Understanding the results

This report shows how this Alliance scored for each question in the survey compared with England results. It is aimed at helping individual Alliances to understand their performance and identify areas for local improvement. Below is a description of the type of results presented within this report and how to understand them.

Expected range charts

The expected range charts in this report show a bar with the lowest and highest score received for each question nationally. Within this bar, an expected range is given (within the grey bar) and a black diamond represents the actual score for this Alliance.

Alliances whose score is above the upper limit of the expected range (in the dark blue) are positive outliers, with a score statistically significantly higher than the national mean. This indicates that the Alliance performs better than what Alliances of the same size and demographics are expected to perform. The opposite is true if the score is below the lower limit of the expected range (in the light blue); these are negative outliers. For scores within the expected range (in the grey), the score is what we would expect given the Alliance's size and demographics.

Comparability tables

The comparability tables show the 2022 and 2023 unadjusted scores for this Alliance for each scored question. The Change 2022-2023 and Change overall columns show whether the scores show a

statistically significant variation between years. This is shown between 2022-2023 and as an overall between 2021-2023. An upwards arrow indicates a statistically significant increase, a downwards arrow indicates a statistically significant decrease and no arrow indicates no statistically significant change.

The adjusted 2023 score will also be presented for each scored question along with the lower and upper expected range and national score. Scores above the upper limit of the expected range will be highlighted dark blue, scores below the lower limit of the expected range will be highlighted light blue, and scores within the lower and upper limit of the expected ranges will be highlighted grey.

Sub-group breakdowns

Unadjusted scores are shown for tumour group, Male/Female/Non-binary/Other, age, IMD quintile, long-term condition status and ethnicity breakdowns. Unadjusted scores for the same sub-group across different Alliances may not be comparable, as they do not account for the impact that differing patient populations might have on results.

Tumour group tables

The tumour group tables show the unadjusted scores for each scored question for each of the 13 tumour groups. Central nervous system is abbreviated as 'CNS' and lower gastrointestinal tract is abbreviated as 'LGT' throughout this report.

Age group tables

The age group tables show the unadjusted scores for each scored question for each of the eight age groups.

Male/Female/Non-binary/Other tables

These tables show the unadjusted scores for the following groups male; female; non-binary; prefer to self-describe; and prefer not to say.

Ethnicity tables

The ethnicity tables show the unadjusted scores for six ethnicity groups.

Long-term condition status tables

The long-term condition status tables show the unadjusted scores for two groups: those who indicate they have one or more long-term conditions and those who indicate that they have no long-term conditions.

IMD quintile tables

The IMD quintile tables show the unadjusted scores for five quintiles based on relative disadvantage, with quintile 1 being the most deprived and quintile 5 being the least deprived.

Year on year charts

The year on year charts show three columns representing the unadjusted scores of the last three years (2021, 2022 and 2023) for each scored question.

Trust expected range summary

The number of scored questions that fell below, within and above the expected range for each trust within the alliance.

National level and England level data

In some cases (343 respondents in 2023), patients from outside England (from Wales, Scotland, Northern Ireland, the Channel Islands or the Isle of Man) are referred to English NHS Trusts for treatment. These patients are described as 'Non-England' in other reports.

Overall response rate at response rate sections shows national level counts and response rate. For Cancer Alliances and its comparison at comparability tables section, all data is presented at the England level.

Further information

Integrated Care Board data is not included in this version of the report. Integrated Care Board results will be published at a later date. Contact: england.insight-queries@nhs.net.

Cancer Patient Experience Survey 2023
Thames Valley Cancer Alliance

This research was carried out in accordance with the international standard for organisations conducting market and social research (accreditation to ISO20252:2019; certificate number GB08/74322). Our statistical practice is regulated by the Office for Statistics Regulation (OSR). OSR sets the standards of trustworthiness, quality, and value in the Code of Practice for Statistics that all producers of official statistics should adhere to. You are welcome to contact us directly with any comments about how we meet these standards. Alternatively, you can contact OSR by emailing regulation@statistics.gov.uk or via the OSR website.

For more information on the methodology, please see the Technical Document. It can be viewed along with the 2023 questionnaire and survey guidance on the website at www.ncpes.co.uk. For all other outputs at Alliance level, please see the Excel tables and dashboards at www.ncpes.co.uk.

Response rate

Overall response rate

2,421 patients responded out of a total of 4,398 patients, resulting in a response rate of 55%.

	Sample size	Adjusted sample	Completed	Response rate
Overall response rate	4,728	4,398	2,421	55%
National	129,231	121,121	63,438	52%

Respondents by survey type

	Number of respondents
Paper	1,845
Online	573
Phone	2
Translation service	1
Total	2,421

Respondents by tumour group

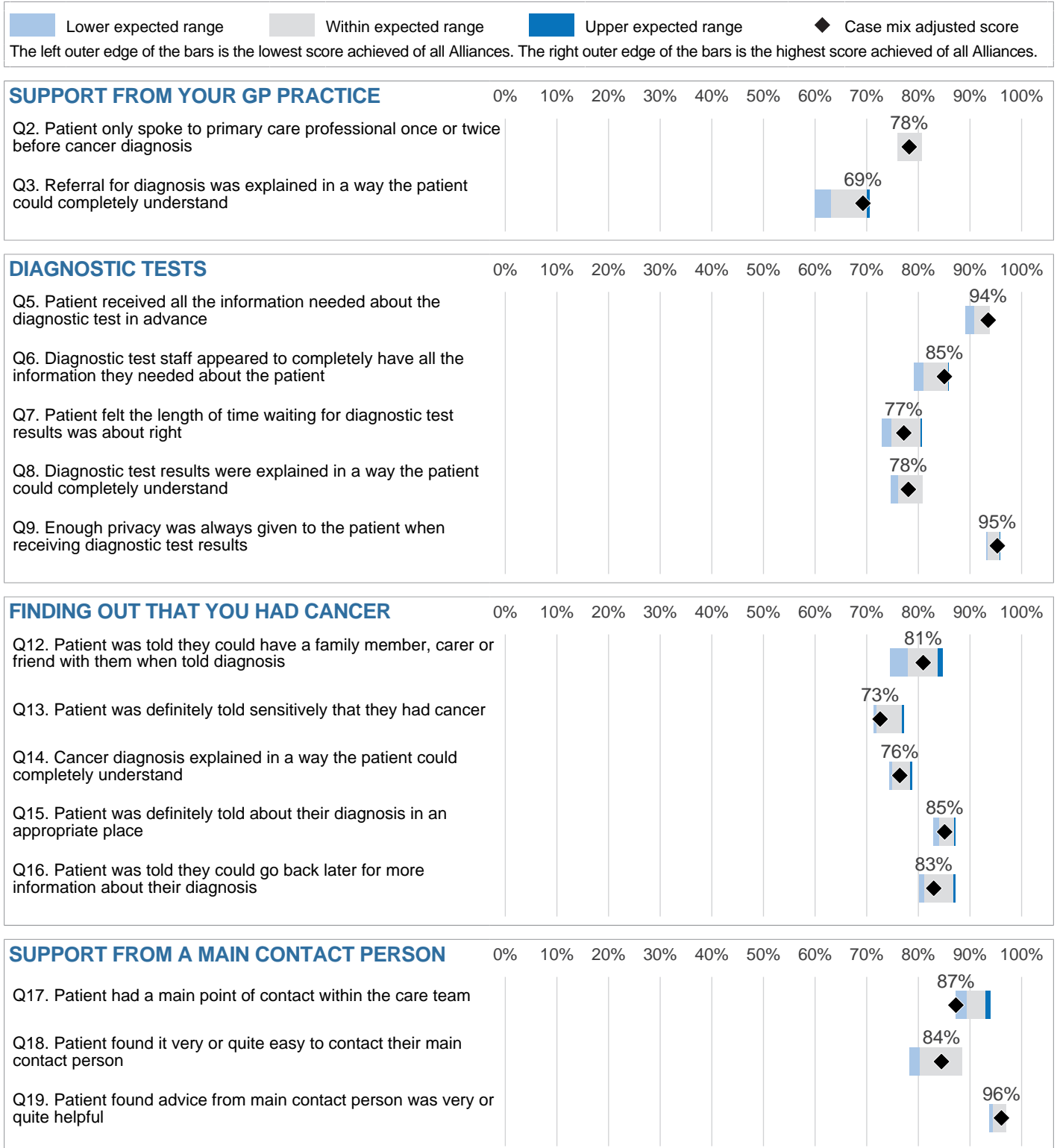
	Number of respondents
Brain / CNS	14
Breast	613
Colorectal / LGT	263
Gynaecological	121
Haematological	301
Head and neck	51
Lung	157
Prostate	358
Sarcoma	26
Skin	89
Upper gastro	103
Urological	173
Other	152
Total	2,421

Respondents by ethnicity

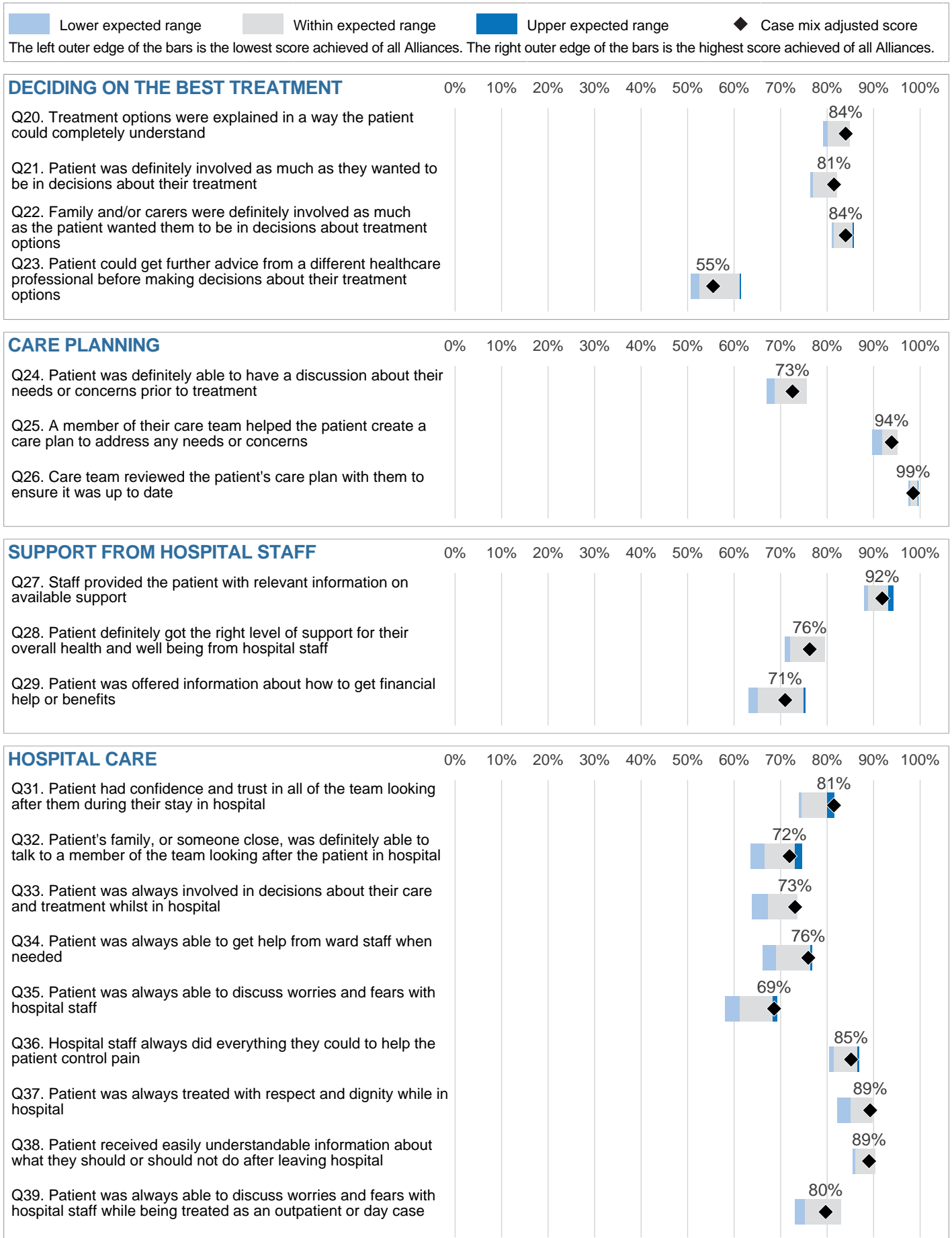
	Number of respondents
White	
English / Welsh / Scottish / Northern Irish / British	2,018
Irish	38
Gypsy or Irish Traveller	*
Roma	*
Any other White background	80
Mixed / Multiple Ethnic Groups	
White and Black Caribbean	10
White and Black African	*
White and Asian	*
Any other Mixed / multiple ethnic background	6
Asian or Asian British	
Indian	21
Pakistani	11
Bangladeshi	*
Chinese	17
Any other Asian background	20
Black / African / Caribbean / Black British	
African	9
Caribbean	16
Any other Black / African / Caribbean background	*
Other Ethnicity	
Arab	*
Any other ethnic group	7
Not given	
Not given	162
Total	2,421

* indicates the count is not shown due to suppression


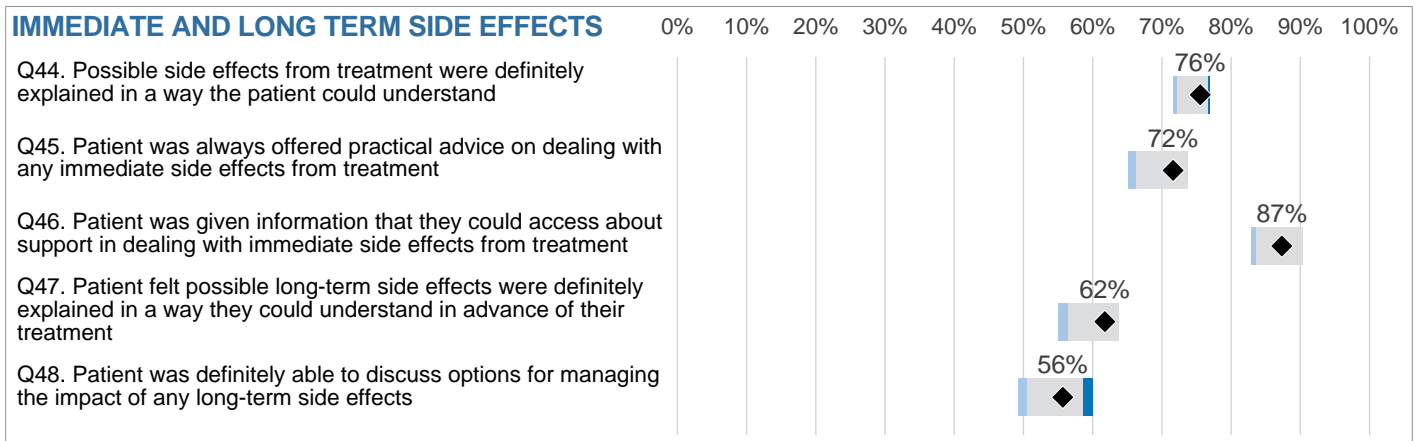
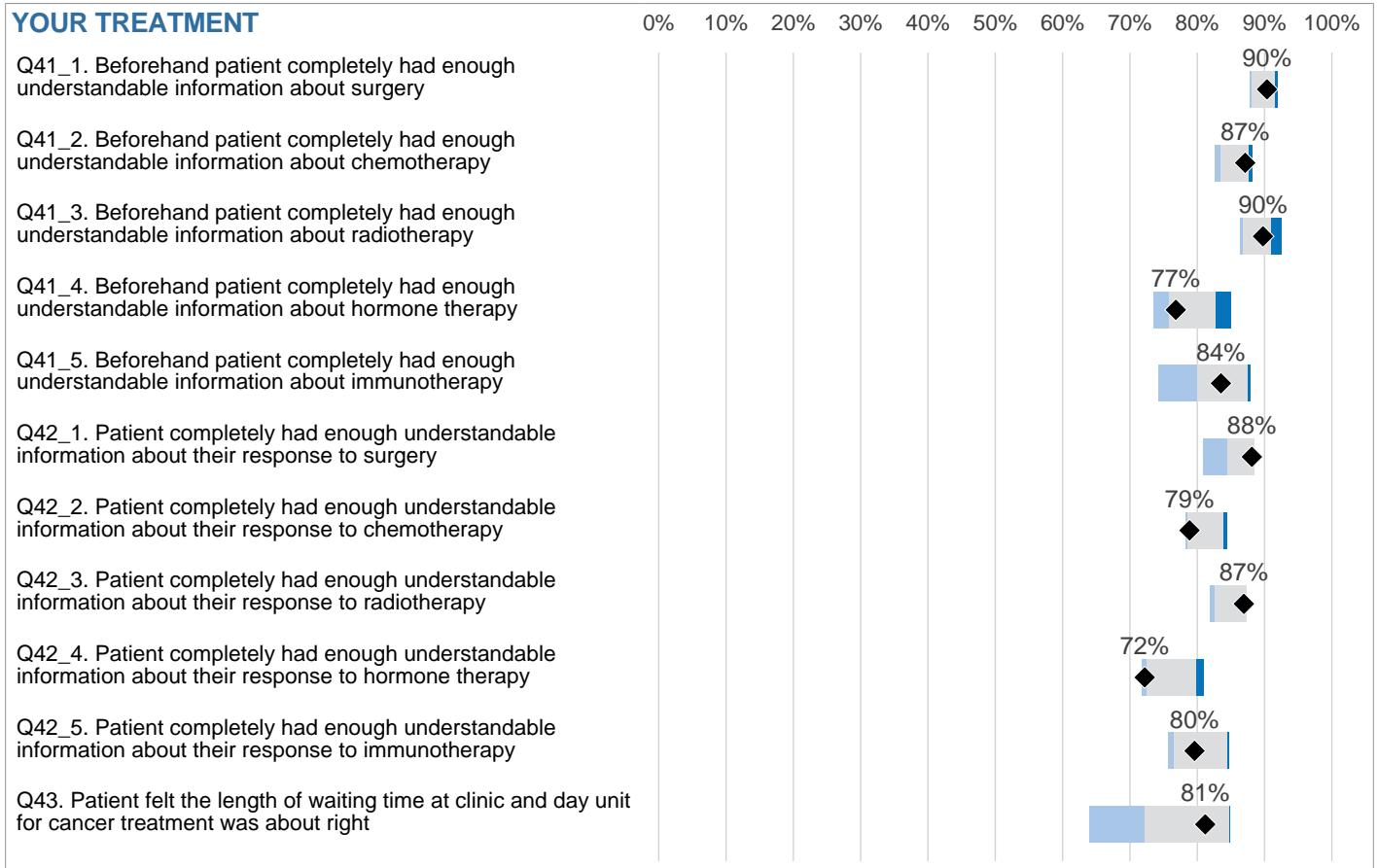
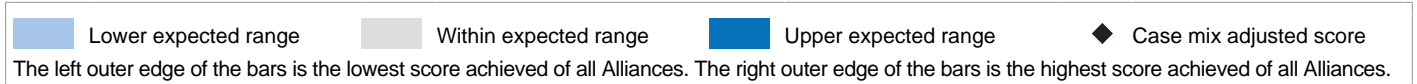
Expected range charts



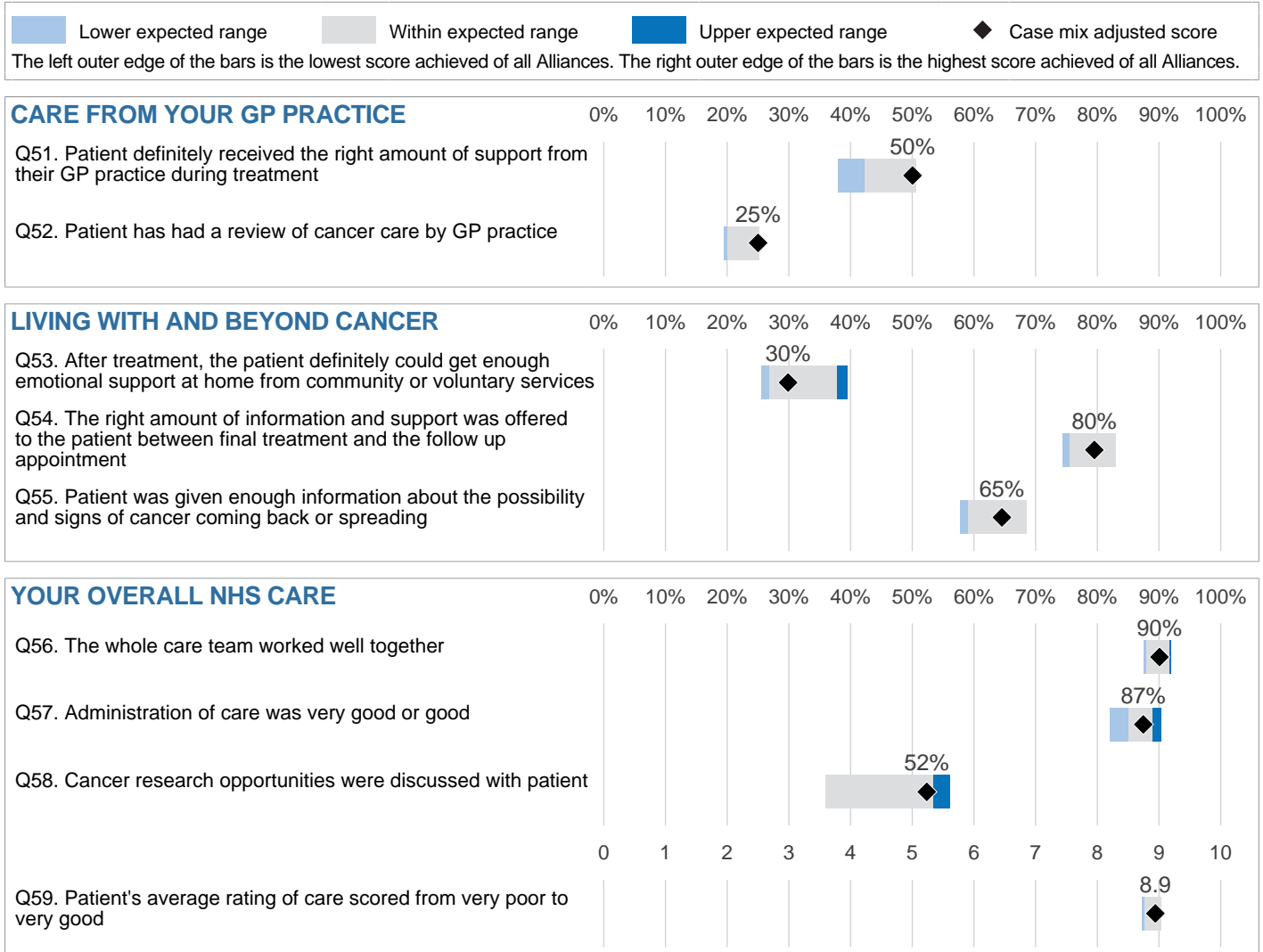
Expected range charts



Expected range charts



Expected range charts



Comparability tables

* Indicates where a score is not available due to suppression or a low base size. ▲ or ▼

** No score available for 2022.

Change 2022-2023: Indicates where 2023 score is significantly higher or lower than 2022 score.
Change overall: Indicates significant change overall (2021, 2022, and 2023).

■	Adjusted Score below Lower Expected Range
■	Adjusted Score between Upper and Lower Expected Ranges
■	Adjusted Score above Upper Expected Range

SUPPORT FROM YOUR GP PRACTICE	Unadjusted scores						Case mix adjusted scores			England score
	2022 n	2022 score	2023 n	2023 score	Change 2022-2023	Change overall	2023 score	Lower expected range	Upper expected range	
Q2. Patient only spoke to primary care professional once or twice before cancer diagnosis	1233	80%	1187	80%			78%	76%	81%	78%
Q3. Referral for diagnosis was explained in a way the patient could completely understand	1629	69%	1617	72%			69%	63%	70%	67%

DIAGNOSTIC TESTS	Unadjusted scores						Case mix adjusted scores			England score
	2022 n	2022 score	2023 n	2023 score	Change 2022-2023	Change overall	2023 score	Lower expected range	Upper expected range	
Q5. Patient received all the information needed about the diagnostic test in advance	1924	93%	1934	94%			94%	91%	94%	92%
Q6. Diagnostic test staff appeared to completely have all the information they needed about the patient	2017	85%	2005	86%			85%	81%	86%	83%
Q7. Patient felt the length of time waiting for diagnostic test results was about right	2016	78%	2013	77%		▼	77%	75%	80%	78%
Q8. Diagnostic test results were explained in a way the patient could completely understand	2026	79%	2009	78%			78%	76%	81%	78%
Q9. Enough privacy was always given to the patient when receiving diagnostic test results	2023	96%	2018	95%			95%	94%	96%	95%

FINDING OUT THAT YOU HAD CANCER	Unadjusted scores						Case mix adjusted scores			England score
	2022 n	2022 score	2023 n	2023 score	Change 2022-2023	Change overall	2023 score	Lower expected range	Upper expected range	
Q12. Patient was told they could have a family member, carer or friend with them when told diagnosis	2205	75%	2201	81%	▲	▲	81%	78%	84%	81%
Q13. Patient was definitely told sensitively that they had cancer	2357	73%	2369	73%			73%	72%	77%	74%
Q14. Cancer diagnosis explained in a way the patient could completely understand	2374	78%	2387	77%			76%	75%	78%	77%
Q15. Patient was definitely told about their diagnosis in an appropriate place	2361	85%	2365	85%			85%	84%	87%	86%
Q16. Patient was told they could go back later for more information about their diagnosis	2063	84%	2083	84%			83%	81%	87%	84%

SUPPORT FROM A MAIN CONTACT PERSON	Unadjusted scores						Case mix adjusted scores			England score
	2022 n	2022 score	2023 n	2023 score	Change 2022-2023	Change overall	2023 score	Lower expected range	Upper expected range	
Q17. Patient had a main point of contact within the care team	2281	89%	2286	87%		▼	87%	89%	93%	91%
Q18. Patient found it very or quite easy to contact their main contact person	1831	85%	1782	84%			84%	80%	88%	84%
Q19. Patient found advice from main contact person was very or quite helpful	1938	97%	1870	96%			96%	94%	97%	96%




Comparability tables

* Indicates where a score is not available due to suppression or a low base size.

** No score available for 2022.

▲ or ▼

Change 2022-2023: Indicates where 2023 score is significantly higher or lower than 2022 score.
Change overall: Indicates significant change overall (2021, 2022, and 2023).

	Adjusted Score below Lower Expected Range
	Adjusted Score between Upper and Lower Expected Ranges
	Adjusted Score above Upper Expected Range

DECIDING ON THE BEST TREATMENT	Unadjusted scores						Case mix adjusted scores			England score
	2022 n	2022 score	2023 n	2023 score	Change 2022-2023	Change overall	2023 score	Lower expected range	Upper expected range	
Q20. Treatment options were explained in a way the patient could completely understand	2214	84%	2237	84%			84%	80%	85%	82%
Q21. Patient was definitely involved as much as they wanted to be in decisions about their treatment	2357	81%	2349	82%			81%	77%	82%	80%
Q22. Family and/or carers were definitely involved as much as the patient wanted them to be in decisions about treatment options	2006	82%	2057	85%		▲	84%	81%	86%	83%
Q23. Patient could get further advice from a different healthcare professional before making decisions about their treatment options	**	**	1228	55%			55%	53%	61%	57%

CARE PLANNING	Unadjusted scores						Case mix adjusted scores			England score
	2022 n	2022 score	2023 n	2023 score	Change 2022-2023	Change overall	2023 score	Lower expected range	Upper expected range	
Q24. Patient was definitely able to have a discussion about their needs or concerns prior to treatment	2103	72%	2121	73%			73%	69%	76%	72%
Q25. A member of their care team helped the patient create a care plan to address any needs or concerns	1197	94%	1179	94%			94%	92%	95%	94%
Q26. Care team reviewed the patient's care plan with them to ensure it was up to date	939	98%	925	98%			99%	98%	100%	99%

SUPPORT FROM HOSPITAL STAFF	Unadjusted scores						Case mix adjusted scores			England score
	2022 n	2022 score	2023 n	2023 score	Change 2022-2023	Change overall	2023 score	Lower expected range	Upper expected range	
Q27. Staff provided the patient with relevant information on available support	2008	93%	2063	92%			92%	89%	93%	91%
Q28. Patient definitely got the right level of support for their overall health and well being from hospital staff	2350	76%	2360	76%			76%	72%	80%	76%
Q29. Patient was offered information about how to get financial help or benefits	1125	68%	1102	72%			71%	65%	75%	70%

Comparability tables

* Indicates where a score is not available due to suppression or a low base size. ▲ or ▼

Change 2022-2023: Indicates where 2023 score is significantly higher or lower than 2022 score.
Change overall: Indicates significant change overall (2021, 2022, and 2023).

■	Adjusted Score below Lower Expected Range
■	Adjusted Score between Upper and Lower Expected Ranges
■	Adjusted Score above Upper Expected Range

** No score available for 2022.

HOSPITAL CARE	Unadjusted scores						Case mix adjusted scores			England score
	2022 n	2022 score	2023 n	2023 score	Change 2022-2023	Change overall	2023 score	Lower expected range	Upper expected range	
Q31. Patient had confidence and trust in all of the team looking after them during their stay in hospital	977	79%	929	81%			81%	75%	80%	77%
Q32. Patient's family, or someone close, was definitely able to talk to a member of the team looking after the patient in hospital	755	66%	762	71%		▲	72%	67%	73%	70%
Q33. Patient was always involved in decisions about their care and treatment whilst in hospital	963	69%	913	73%			73%	67%	74%	70%
Q34. Patient was always able to get help from ward staff when needed	954	77%	908	75%			76%	69%	76%	73%
Q35. Patient was always able to discuss worries and fears with hospital staff	929	67%	884	68%			69%	61%	68%	65%
Q36. Hospital staff always did everything they could to help the patient control pain	822	87%	786	85%			85%	81%	87%	84%
Q37. Patient was always treated with respect and dignity while in hospital	973	91%	916	89%			89%	85%	90%	87%
Q38. Patient received easily understandable information about what they should or should not do after leaving hospital	952	90%	894	89%			89%	86%	90%	88%
Q39. Patient was always able to discuss worries and fears with hospital staff while being treated as an outpatient or day case	2108	79%	2122	80%			80%	75%	83%	79%

YOUR TREATMENT	Unadjusted scores						Case mix adjusted scores			England score
	2022 n	2022 score	2023 n	2023 score	Change 2022-2023	Change overall	2023 score	Lower expected range	Upper expected range	
Q41_1. Beforehand patient completely had enough understandable information about surgery	1253	90%	1199	90%			90%	88%	92%	90%
Q41_2. Beforehand patient completely had enough understandable information about chemotherapy	1160	85%	1062	87%			87%	84%	88%	86%
Q41_3. Beforehand patient completely had enough understandable information about radiotherapy	909	89%	873	90%			90%	87%	91%	89%
Q41_4. Beforehand patient completely had enough understandable information about hormone therapy	458	81%	513	76%			77%	76%	83%	79%
Q41_5. Beforehand patient completely had enough understandable information about immunotherapy	314	88%	375	83%			84%	80%	87%	84%
Q42_1. Patient completely had enough understandable information about their response to surgery	**	**	1166	88%			88%	85%	88%	86%
Q42_2. Patient completely had enough understandable information about their response to chemotherapy	**	**	1066	79%			79%	78%	84%	81%
Q42_3. Patient completely had enough understandable information about their response to radiotherapy	**	**	867	87%			87%	83%	87%	85%
Q42_4. Patient completely had enough understandable information about their response to hormone therapy	**	**	509	72%			72%	72%	80%	76%
Q42_5. Patient completely had enough understandable information about their response to immunotherapy	**	**	377	79%			80%	77%	85%	81%
Q43. Patient felt the length of waiting time at clinic and day unit for cancer treatment was about right	2344	83%	2295	81%			81%	72%	85%	78%

Comparability tables

* Indicates where a score is not available due to suppression or a low base size.

** No score available for 2022.

▲ or ▼

Change 2022-2023: Indicates where 2023 score is significantly higher or lower than 2022 score.
Change overall: Indicates significant change overall (2021, 2022, and 2023).

■	Adjusted Score below Lower Expected Range
■	Adjusted Score between Upper and Lower Expected Ranges
■	Adjusted Score above Upper Expected Range

IMMEDIATE AND LONG TERM SIDE EFFECTS	Unadjusted scores						Case mix adjusted scores			England score
	2022 n	2022 score	2023 n	2023 score	Change 2022-2023	Change overall	2023 score	Lower expected range	Upper expected range	
Q44. Possible side effects from treatment were definitely explained in a way the patient could understand	2267	76%	2263	75%			76%	72%	77%	74%
Q45. Patient was always offered practical advice on dealing with any immediate side effects from treatment	2175	70%	2129	71%			72%	66%	74%	70%
Q46. Patient was given information that they could access about support in dealing with immediate side effects from treatment	1754	88%	1716	88%			87%	84%	90%	87%
Q47. Patient felt possible long-term side effects were definitely explained in a way they could understand in advance of their treatment	2114	60%	2150	61%			62%	56%	64%	60%
Q48. Patient was definitely able to discuss options for managing the impact of any long-term side effects	1790	54%	1819	55%			56%	51%	59%	55%

SUPPORT WHILE AT HOME	Unadjusted scores						Case mix adjusted scores			England score
	2022 n	2022 score	2023 n	2023 score	Change 2022-2023	Change overall	2023 score	Lower expected range	Upper expected range	
Q49. Care team gave family, or someone close, all the information needed to help care for the patient at home	1530	59%	1543	63%		▲	63%	57%	66%	62%
Q50. During treatment, the patient definitely got enough care and support at home from community or voluntary services	821	54%	852	54%			53%	46%	58%	52%

CARE FROM YOUR GP PRACTICE	Unadjusted scores						Case mix adjusted scores			England score
	2022 n	2022 score	2023 n	2023 score	Change 2022-2023	Change overall	2023 score	Lower expected range	Upper expected range	
Q51. Patient definitely received the right amount of support from their GP practice during treatment	1372	49%	1391	51%			50%	42%	51%	46%
Q52. Patient has had a review of cancer care by GP practice	2287	23%	2262	25%			25%	20%	25%	23%

LIVING WITH AND BEYOND CANCER	Unadjusted scores						Case mix adjusted scores			England score
	2022 n	2022 score	2023 n	2023 score	Change 2022-2023	Change overall	2023 score	Lower expected range	Upper expected range	
Q53. After treatment, the patient definitely could get enough emotional support at home from community or voluntary services	468	30%	454	30%			30%	27%	38%	32%
Q54. The right amount of information and support was offered to the patient between final treatment and the follow up appointment	1197	80%	1149	80%			80%	76%	83%	79%
Q55. Patient was given enough information about the possibility and signs of cancer coming back or spreading	1902	62%	1966	64%			65%	59%	68%	64%

YOUR OVERALL NHS CARE	Unadjusted scores						Case mix adjusted scores			England score
	2022 n	2022 score	2023 n	2023 score	Change 2022-2023	Change overall	2023 score	Lower expected range	Upper expected range	
Q56. The whole care team worked well together	2262	91%	2254	90%			90%	88%	92%	90%
Q57. Administration of care was very good or good	2349	87%	2356	87%			87%	85%	89%	87%
Q58. Cancer research opportunities were discussed with patient	1505	48%	1535	52%			52%	36%	54%	45%
Q59. Patient's average rating of care scored from very poor to very good	2287	8.9	2313	8.9			8.9	8.8	9.0	8.9

Tumour group tables

* Indicates where a score is not available due to suppression or a low base size.

	Tumour group													
	Brain / CNS	Breast	Colorectal / LGT	Gynaecological	Haematological	Head and neck	Lung	Prostate	Sarcoma	Skin	Upper gastro	Urological	Other	All cancers
Q2. Patient only spoke to primary care professional once or twice before cancer diagnosis	*	89%	84%	76%	64%	75%	70%	81%	81%	93%	79%	73%	74%	80%
Q3. Referral for diagnosis was explained in a way the patient could completely understand	*	86%	71%	64%	61%	68%	58%	74%	65%	79%	69%	66%	63%	72%

	Tumour group													
	Brain / CNS	Breast	Colorectal / LGT	Gynaecological	Haematological	Head and neck	Lung	Prostate	Sarcoma	Skin	Upper gastro	Urological	Other	All cancers
Q5. Patient received all the information needed about the diagnostic test in advance	100%	92%	96%	91%	93%	92%	93%	93%	95%	96%	98%	95%	95%	94%
Q6. Diagnostic test staff appeared to completely have all the information they needed about the patient	75%	86%	86%	78%	83%	86%	85%	87%	86%	92%	85%	88%	88%	86%
Q7. Patient felt the length of time waiting for diagnostic test results was about right	67%	77%	78%	63%	85%	78%	74%	76%	77%	71%	78%	80%	70%	77%
Q8. Diagnostic test results were explained in a way the patient could completely understand	73%	81%	79%	79%	72%	73%	77%	75%	81%	82%	82%	82%	80%	78%
Q9. Enough privacy was always given to the patient when receiving diagnostic test results	91%	97%	95%	91%	93%	96%	97%	97%	100%	97%	97%	95%	90%	95%

	Tumour group													
	Brain / CNS	Breast	Colorectal / LGT	Gynaecological	Haematological	Head and neck	Lung	Prostate	Sarcoma	Skin	Upper gastro	Urological	Other	All cancers
Q12. Patient was told they could have a family member, carer or friend with them when told diagnosis	85%	84%	82%	72%	80%	76%	87%	80%	77%	81%	85%	70%	80%	81%
Q13. Patient was definitely told sensitively that they had cancer	75%	79%	68%	60%	69%	70%	75%	72%	85%	81%	75%	72%	66%	73%
Q14. Cancer diagnosis explained in a way the patient could completely understand	77%	81%	78%	74%	67%	76%	82%	77%	73%	84%	79%	78%	70%	77%
Q15. Patient was definitely told about their diagnosis in an appropriate place	69%	89%	80%	73%	82%	90%	86%	89%	92%	88%	85%	86%	82%	85%
Q16. Patient was told they could go back later for more information about their diagnosis	91%	87%	78%	73%	82%	91%	85%	82%	83%	93%	84%	86%	80%	84%

Tumour group tables

* Indicates where a score is not available due to suppression or a low base size.

	Tumour group													
	Brain/ CNS	Breast	Colorectal/ LGT	Gynaecological	Haematological	Head and neck	Lung	Prostate	Sarcoma	Skin	Upper gastro	Urological	Other	All cancers
Q17. Patient had a main point of contact within the care team	93%	88%	84%	88%	90%	90%	86%	82%	76%	93%	93%	89%	85%	87%
Q18. Patient found it very or quite easy to contact their main contact person	83%	83%	83%	89%	87%	83%	91%	79%	84%	84%	90%	79%	88%	84%
Q19. Patient found advice from main contact person was very or quite helpful	100%	97%	96%	96%	97%	98%	95%	93%	95%	93%	98%	99%	96%	96%

	Tumour group													
	Brain/ CNS	Breast	Colorectal/ LGT	Gynaecological	Haematological	Head and neck	Lung	Prostate	Sarcoma	Skin	Upper gastro	Urological	Other	All cancers
Q20. Treatment options were explained in a way the patient could completely understand	79%	85%	81%	87%	79%	85%	85%	81%	87%	89%	90%	93%	83%	84%
Q21. Patient was definitely involved as much as they wanted to be in decisions about their treatment	93%	81%	80%	81%	77%	80%	81%	83%	88%	83%	90%	89%	78%	82%
Q22. Family and/or carers were definitely involved as much as the patient wanted them to be in decisions about treatment options	100%	84%	86%	75%	82%	84%	87%	86%	91%	85%	90%	87%	83%	85%
Q23. Patient could get further advice from a different healthcare professional before making decisions about their treatment options	*	55%	52%	43%	55%	68%	56%	53%	80%	63%	64%	61%	50%	55%

	Tumour group													
	Brain/ CNS	Breast	Colorectal/ LGT	Gynaecological	Haematological	Head and neck	Lung	Prostate	Sarcoma	Skin	Upper gastro	Urological	Other	All cancers
Q24. Patient was definitely able to have a discussion about their needs or concerns prior to treatment	75%	74%	74%	74%	71%	73%	70%	70%	64%	75%	85%	78%	64%	73%
Q25. A member of their care team helped the patient create a care plan to address any needs or concerns	90%	94%	91%	98%	91%	97%	95%	93%	100%	88%	98%	99%	94%	94%
Q26. Care team reviewed the patient's care plan with them to ensure it was up to date	*	99%	99%	98%	97%	100%	98%	99%	100%	97%	96%	100%	98%	98%

	Tumour group													
	Brain/ CNS	Breast	Colorectal/ LGT	Gynaecological	Haematological	Head and neck	Lung	Prostate	Sarcoma	Skin	Upper gastro	Urological	Other	All cancers
Q27. Staff provided the patient with relevant information on available support	86%	94%	90%	91%	90%	98%	89%	94%	80%	95%	96%	95%	85%	92%
Q28. Patient definitely got the right level of support for their overall health and well being from hospital staff	62%	76%	75%	66%	77%	80%	76%	76%	62%	83%	82%	83%	71%	76%
Q29. Patient was offered information about how to get financial help or benefits	92%	75%	62%	71%	75%	83%	78%	62%	82%	81%	79%	55%	68%	72%

Tumour group tables

* Indicates where a score is not available due to suppression or a low base size.

	Tumour group													
	Brain/ CNS	Breast	Colorectal/ LGT	Gynaecological	Haematological	Head and neck	Lung	Prostate	Sarcoma	Skin	Upper gastro	Urological	Other	All cancers
Q31. Patient had confidence and trust in all of the team looking after them during their stay in hospital	*	81%	79%	74%	77%	88%	83%	83%	80%	68%	90%	92%	76%	81%
Q32. Patient's family, or someone close, was definitely able to talk to a member of the team looking after the patient in hospital	*	66%	68%	75%	72%	85%	68%	75%	69%	59%	80%	72%	73%	71%
Q33. Patient was always involved in decisions about their care and treatment whilst in hospital	*	67%	72%	72%	67%	91%	67%	75%	60%	68%	75%	85%	78%	73%
Q34. Patient was always able to get help from ward staff when needed	*	69%	80%	66%	70%	84%	70%	82%	73%	68%	83%	76%	79%	75%
Q35. Patient was always able to discuss worries and fears with hospital staff	*	60%	71%	61%	63%	76%	65%	75%	71%	50%	76%	73%	70%	68%
Q36. Hospital staff always did everything they could to help the patient control pain	*	85%	88%	85%	78%	87%	92%	89%	71%	80%	84%	82%	81%	85%
Q37. Patient was always treated with respect and dignity while in hospital	*	86%	89%	89%	89%	94%	87%	91%	100%	94%	93%	94%	84%	89%
Q38. Patient received easily understandable information about what they should or should not do after leaving hospital	*	92%	87%	82%	89%	94%	88%	86%	93%	78%	96%	91%	89%	89%
Q39. Patient was always able to discuss worries and fears with hospital staff while being treated as an outpatient or day case	83%	78%	77%	75%	81%	73%	81%	80%	78%	85%	88%	79%	79%	80%

	Tumour group													
	Brain/ CNS	Breast	Colorectal/ LGT	Gynaecological	Haematological	Head and neck	Lung	Prostate	Sarcoma	Skin	Upper gastro	Urological	Other	All cancers
Q41_1. Beforehand patient completely had enough understandable information about surgery	*	93%	88%	82%	79%	86%	90%	93%	77%	93%	96%	93%	86%	90%
Q41_2. Beforehand patient completely had enough understandable information about chemotherapy	*	83%	89%	88%	86%	92%	86%	85%	92%	*	91%	90%	92%	87%
Q41_3. Beforehand patient completely had enough understandable information about radiotherapy	85%	91%	90%	97%	97%	81%	94%	86%	*	*	90%	84%	98%	90%
Q41_4. Beforehand patient completely had enough understandable information about hormone therapy	*	72%	*	*	*	*	*	79%	*	*	*	*	100%	76%
Q41_5. Beforehand patient completely had enough understandable information about immunotherapy	*	73%	93%	87%	82%	*	78%	*	*	86%	93%	96%	88%	83%
Q42_1. Patient completely had enough understandable information about their response to surgery	*	90%	88%	79%	71%	83%	85%	85%	77%	91%	96%	92%	89%	88%
Q42_2. Patient completely had enough understandable information about their response to chemotherapy	*	76%	79%	81%	79%	85%	78%	68%	85%	*	86%	86%	77%	79%
Q42_3. Patient completely had enough understandable information about their response to radiotherapy	85%	89%	91%	85%	88%	85%	86%	82%	*	*	86%	89%	95%	87%
Q42_4. Patient completely had enough understandable information about their response to hormone therapy	*	69%	*	*	*	*	*	73%	*	*	*	*	95%	72%
Q42_5. Patient completely had enough understandable information about their response to immunotherapy	*	72%	80%	87%	75%	*	69%	*	*	80%	86%	98%	88%	79%
Q43. Patient felt the length of waiting time at clinic and day unit for cancer treatment was about right	92%	75%	84%	83%	81%	83%	85%	87%	83%	76%	82%	81%	82%	81%

Tumour group tables

* Indicates where a score is not available due to suppression or a low base size.

	Tumour group													
	Brain / CNS	Breast	Colorectal / LGT	Gynaecological	Haematological	Head and neck	Lung	Prostate	Sarcoma	Skin	Upper gastro	Urological	Other	All cancers
Q44. Possible side effects from treatment were definitely explained in a way the patient could understand	83%	74%	78%	75%	70%	70%	70%	75%	83%	83%	79%	83%	79%	75%
Q45. Patient was always offered practical advice on dealing with any immediate side effects from treatment	62%	73%	72%	73%	66%	68%	69%	65%	67%	79%	76%	77%	73%	71%
Q46. Patient was given information that they could access about support in dealing with immediate side effects from treatment	73%	90%	88%	85%	87%	95%	89%	83%	83%	84%	95%	90%	83%	88%
Q47. Patient felt possible long-term side effects were definitely explained in a way they could understand in advance of their treatment	46%	60%	62%	61%	53%	67%	59%	66%	77%	67%	72%	65%	53%	61%
Q48. Patient was definitely able to discuss options for managing the impact of any long-term side effects	58%	55%	51%	53%	50%	69%	54%	54%	58%	64%	68%	64%	49%	55%

	Tumour group													
	Brain / CNS	Breast	Colorectal / LGT	Gynaecological	Haematological	Head and neck	Lung	Prostate	Sarcoma	Skin	Upper gastro	Urological	Other	All cancers
Q49. Care team gave family, or someone close, all the information needed to help care for the patient at home	70%	62%	62%	65%	63%	60%	64%	59%	63%	61%	73%	68%	62%	63%
Q50. During treatment, the patient definitely got enough care and support at home from community or voluntary services	60%	50%	57%	38%	55%	60%	57%	46%	62%	35%	71%	62%	57%	54%

	Tumour group													
	Brain / CNS	Breast	Colorectal / LGT	Gynaecological	Haematological	Head and neck	Lung	Prostate	Sarcoma	Skin	Upper gastro	Urological	Other	All cancers
Q51. Patient definitely received the right amount of support from their GP practice during treatment	30%	52%	53%	43%	57%	44%	44%	44%	53%	61%	63%	53%	48%	51%
Q52. Patient has had a review of cancer care by GP practice	14%	27%	23%	22%	22%	23%	23%	24%	46%	30%	27%	25%	24%	25%

Tumour group tables

* Indicates where a score is not available due to suppression or a low base size.

	Tumour group													
	Brain / CNS	Breast	Colorectal / LGT	Gynaecological	Haematological	Head and neck	Lung	Prostate	Sarcoma	Skin	Upper gastro	Urological	Other	All cancers
Q53. After treatment, the patient definitely could get enough emotional support at home from community or voluntary services	*	31%	37%	29%	33%	33%	0%	20%	*	18%	40%	48%	36%	30%
Q54. The right amount of information and support was offered to the patient between final treatment and the follow up appointment	*	84%	80%	70%	74%	82%	83%	75%	90%	77%	91%	81%	82%	80%
Q55. Patient was given enough information about the possibility and signs of cancer coming back or spreading	67%	58%	62%	59%	74%	54%	65%	58%	78%	84%	66%	73%	63%	64%

	Tumour group													
	Brain / CNS	Breast	Colorectal / LGT	Gynaecological	Haematological	Head and neck	Lung	Prostate	Sarcoma	Skin	Upper gastro	Urological	Other	All cancers
Q56. The whole care team worked well together	83%	90%	90%	88%	89%	88%	89%	89%	91%	90%	95%	92%	91%	90%
Q57. Administration of care was very good or good	71%	88%	88%	82%	91%	88%	88%	84%	83%	86%	92%	88%	85%	87%
Q58. Cancer research opportunities were discussed with patient	60%	39%	53%	39%	72%	61%	46%	46%	80%	70%	71%	49%	56%	52%
Q59. Patient's average rating of care scored from very poor to very good	8.6	8.9	8.9	8.8	9.0	9.0	8.9	8.8	9.1	9.0	9.2	9.1	8.8	8.9

Age group tables

* Indicates where a score is not available due to suppression or a low base size.

SUPPORT FROM YOUR GP PRACTICE	Age								
	16 - 24	25 - 34	35 - 44	45 - 54	55 - 64	65 - 74	75 - 84	85+	All
Q2. Patient only spoke to primary care professional once or twice before cancer diagnosis	*	88%	81%	77%	74%	80%	83%	86%	80%
Q3. Referral for diagnosis was explained in a way the patient could completely understand	*	65%	82%	80%	72%	70%	68%	84%	72%

DIAGNOSTIC TESTS	Age								
	16 - 24	25 - 34	35 - 44	45 - 54	55 - 64	65 - 74	75 - 84	85+	All
Q5. Patient received all the information needed about the diagnostic test in advance	*	80%	93%	94%	94%	94%	94%	96%	94%
Q6. Diagnostic test staff appeared to completely have all the information they needed about the patient	*	75%	82%	83%	84%	86%	86%	94%	86%
Q7. Patient felt the length of time waiting for diagnostic test results was about right	*	53%	63%	63%	74%	80%	79%	89%	77%
Q8. Diagnostic test results were explained in a way the patient could completely understand	*	74%	74%	69%	79%	77%	81%	84%	78%
Q9. Enough privacy was always given to the patient when receiving diagnostic test results	*	89%	90%	94%	95%	95%	97%	98%	95%

FINDING OUT THAT YOU HAD CANCER	Age								
	16 - 24	25 - 34	35 - 44	45 - 54	55 - 64	65 - 74	75 - 84	85+	All
Q12. Patient was told they could have a family member, carer or friend with them when told diagnosis	*	89%	76%	74%	79%	80%	85%	85%	81%
Q13. Patient was definitely told sensitively that they had cancer	*	63%	60%	68%	70%	71%	77%	84%	73%
Q14. Cancer diagnosis explained in a way the patient could completely understand	*	79%	70%	75%	73%	76%	80%	82%	77%
Q15. Patient was definitely told about their diagnosis in an appropriate place	*	89%	80%	83%	81%	84%	89%	94%	85%
Q16. Patient was told they could go back later for more information about their diagnosis	*	89%	84%	85%	84%	83%	84%	79%	84%

SUPPORT FROM A MAIN CONTACT PERSON	Age								
	16 - 24	25 - 34	35 - 44	45 - 54	55 - 64	65 - 74	75 - 84	85+	All
Q17. Patient had a main point of contact within the care team	*	95%	86%	88%	86%	86%	89%	83%	87%
Q18. Patient found it very or quite easy to contact their main contact person	*	79%	74%	85%	84%	85%	85%	87%	84%
Q19. Patient found advice from main contact person was very or quite helpful	*	95%	94%	95%	94%	96%	98%	95%	96%

DECIDING ON THE BEST TREATMENT	Age								
	16 - 24	25 - 34	35 - 44	45 - 54	55 - 64	65 - 74	75 - 84	85+	All
Q20. Treatment options were explained in a way the patient could completely understand	*	82%	79%	83%	84%	84%	86%	87%	84%
Q21. Patient was definitely involved as much as they wanted to be in decisions about their treatment	*	84%	81%	75%	82%	82%	83%	83%	82%
Q22. Family and/or carers were definitely involved as much as the patient wanted them to be in decisions about treatment options	*	88%	85%	81%	84%	84%	86%	84%	85%
Q23. Patient could get further advice from a different healthcare professional before making decisions about their treatment options	*	80%	61%	60%	61%	53%	49%	57%	55%

Age group tables

* Indicates where a score is not available due to suppression or a low base size.

CARE PLANNING	Age								
	16 - 24	25 - 34	35 - 44	45 - 54	55 - 64	65 - 74	75 - 84	85+	All
Q24. Patient was definitely able to have a discussion about their needs or concerns prior to treatment	*	74%	74%	73%	75%	71%	73%	75%	73%
Q25. A member of their care team helped the patient create a care plan to address any needs or concerns	*	92%	83%	94%	93%	95%	93%	97%	94%
Q26. Care team reviewed the patient's care plan with them to ensure it was up to date	*	100%	100%	97%	99%	98%	100%	100%	98%

SUPPORT FROM HOSPITAL STAFF	Age								
	16 - 24	25 - 34	35 - 44	45 - 54	55 - 64	65 - 74	75 - 84	85+	All
Q27. Staff provided the patient with relevant information on available support	*	89%	92%	94%	93%	92%	91%	93%	92%
Q28. Patient definitely got the right level of support for their overall health and well being from hospital staff	*	58%	73%	72%	73%	76%	79%	83%	76%
Q29. Patient was offered information about how to get financial help or benefits	*	76%	71%	76%	73%	73%	69%	64%	72%

HOSPITAL CARE	Age								
	16 - 24	25 - 34	35 - 44	45 - 54	55 - 64	65 - 74	75 - 84	85+	All
Q31. Patient had confidence and trust in all of the team looking after them during their stay in hospital	*	55%	71%	77%	77%	82%	85%	95%	81%
Q32. Patient's family, or someone close, was definitely able to talk to a member of the team looking after the patient in hospital	*	40%	48%	70%	68%	72%	75%	82%	71%
Q33. Patient was always involved in decisions about their care and treatment whilst in hospital	*	73%	67%	66%	71%	72%	78%	79%	73%
Q34. Patient was always able to get help from ward staff when needed	*	55%	64%	72%	76%	76%	76%	85%	75%
Q35. Patient was always able to discuss worries and fears with hospital staff	*	45%	61%	62%	68%	70%	69%	78%	68%
Q36. Hospital staff always did everything they could to help the patient control pain	*	64%	84%	76%	81%	88%	89%	88%	85%
Q37. Patient was always treated with respect and dignity while in hospital	*	82%	89%	87%	90%	88%	90%	98%	89%
Q38. Patient received easily understandable information about what they should or should not do after leaving hospital	*	70%	85%	89%	91%	89%	87%	93%	89%
Q39. Patient was always able to discuss worries and fears with hospital staff while being treated as an outpatient or day case	*	58%	75%	77%	79%	80%	81%	81%	80%

Age group tables

* Indicates where a score is not available due to suppression or a low base size.

YOUR TREATMENT	Age								
	16 - 24	25 - 34	35 - 44	45 - 54	55 - 64	65 - 74	75 - 84	85+	All
Q41_1. Beforehand patient completely had enough understandable information about surgery	*	75%	89%	89%	90%	92%	90%	94%	90%
Q41_2. Beforehand patient completely had enough understandable information about chemotherapy	*	92%	79%	79%	90%	88%	87%	77%	87%
Q41_3. Beforehand patient completely had enough understandable information about radiotherapy	*	*	95%	85%	93%	92%	86%	89%	90%
Q41_4. Beforehand patient completely had enough understandable information about hormone therapy	*	*	50%	63%	82%	76%	82%	63%	76%
Q41_5. Beforehand patient completely had enough understandable information about immunotherapy	*	*	69%	71%	90%	83%	85%	*	83%
Q42_1. Patient completely had enough understandable information about their response to surgery	*	58%	86%	87%	88%	88%	90%	92%	88%
Q42_2. Patient completely had enough understandable information about their response to chemotherapy	*	77%	76%	75%	79%	79%	79%	83%	79%
Q42_3. Patient completely had enough understandable information about their response to radiotherapy	*	*	84%	84%	91%	88%	83%	94%	87%
Q42_4. Patient completely had enough understandable information about their response to hormone therapy	*	*	44%	61%	79%	71%	77%	69%	72%
Q42_5. Patient completely had enough understandable information about their response to immunotherapy	*	*	67%	67%	88%	73%	83%	*	79%
Q43. Patient felt the length of waiting time at clinic and day unit for cancer treatment was about right	*	65%	64%	74%	82%	82%	83%	83%	81%

IMMEDIATE AND LONG TERM SIDE EFFECTS	Age								
	16 - 24	25 - 34	35 - 44	45 - 54	55 - 64	65 - 74	75 - 84	85+	All
Q44. Possible side effects from treatment were definitely explained in a way the patient could understand	*	55%	78%	75%	77%	76%	73%	77%	75%
Q45. Patient was always offered practical advice on dealing with any immediate side effects from treatment	*	47%	71%	72%	73%	69%	70%	81%	71%
Q46. Patient was given information that they could access about support in dealing with immediate side effects from treatment	*	63%	91%	88%	91%	88%	85%	93%	88%
Q47. Patient felt possible long-term side effects were definitely explained in a way they could understand in advance of their treatment	*	45%	60%	58%	62%	61%	62%	66%	61%
Q48. Patient was definitely able to discuss options for managing the impact of any long-term side effects	*	45%	49%	52%	55%	54%	58%	60%	55%

SUPPORT WHILE AT HOME	Age								
	16 - 24	25 - 34	35 - 44	45 - 54	55 - 64	65 - 74	75 - 84	85+	All
Q49. Care team gave family, or someone close, all the information needed to help care for the patient at home	*	59%	67%	56%	59%	63%	66%	78%	63%
Q50. During treatment, the patient definitely got enough care and support at home from community or voluntary services	*	40%	48%	53%	55%	53%	53%	55%	54%

CARE FROM YOUR GP PRACTICE	Age								
	16 - 24	25 - 34	35 - 44	45 - 54	55 - 64	65 - 74	75 - 84	85+	All
Q51. Patient definitely received the right amount of support from their GP practice during treatment	*	57%	64%	53%	49%	50%	49%	68%	51%
Q52. Patient has had a review of cancer care by GP practice	*	32%	27%	31%	26%	24%	22%	29%	25%

Age group tables

* Indicates where a score is not available due to suppression or a low base size.

LIVING WITH AND BEYOND CANCER	Age								
	16 - 24	25 - 34	35 - 44	45 - 54	55 - 64	65 - 74	75 - 84	85+	All
Q53. After treatment, the patient definitely could get enough emotional support at home from community or voluntary services	*	*	41%	35%	30%	25%	29%	46%	30%
Q54. The right amount of information and support was offered to the patient between final treatment and the follow up appointment	*	42%	77%	74%	81%	81%	79%	92%	80%
Q55. Patient was given enough information about the possibility and signs of cancer coming back or spreading	*	41%	50%	52%	64%	63%	67%	80%	64%

YOUR OVERALL NHS CARE	Age								
	16 - 24	25 - 34	35 - 44	45 - 54	55 - 64	65 - 74	75 - 84	85+	All
Q56. The whole care team worked well together	*	89%	86%	92%	87%	89%	92%	97%	90%
Q57. Administration of care was very good or good	*	90%	81%	87%	88%	86%	88%	88%	87%
Q58. Cancer research opportunities were discussed with patient	*	53%	50%	46%	53%	51%	55%	43%	52%
Q59. Patient's average rating of care scored from very poor to very good	*	8.6	8.8	8.8	8.9	9.0	9.0	9.1	8.9

Male/Female/Non-binary/Other tables

* Indicates where a score is not available due to suppression or a low base size.

SUPPORT FROM YOUR GP PRACTICE							
	Male/Female/Non-binary/Other						
	Female	Male	Non-binary	Prefer to self-describe	Prefer not to say	Not given	All
Q2. Patient only spoke to primary care professional once or twice before cancer diagnosis	82%	79%	*	*	*	69%	80%
Q3. Referral for diagnosis was explained in a way the patient could completely understand	75%	68%	*	*	*	73%	72%

DIAGNOSTIC TESTS							
	Male/Female/Non-binary/Other						
	Female	Male	Non-binary	Prefer to self-describe	Prefer not to say	Not given	All
Q5. Patient received all the information needed about the diagnostic test in advance	94%	94%	*	*	*	91%	94%
Q6. Diagnostic test staff appeared to completely have all the information they needed about the patient	84%	88%	*	*	*	81%	86%
Q7. Patient felt the length of time waiting for diagnostic test results was about right	76%	78%	*	*	*	70%	77%
Q8. Diagnostic test results were explained in a way the patient could completely understand	79%	77%	*	*	*	81%	78%
Q9. Enough privacy was always given to the patient when receiving diagnostic test results	95%	96%	*	*	*	94%	95%

FINDING OUT THAT YOU HAD CANCER							
	Male/Female/Non-binary/Other						
	Female	Male	Non-binary	Prefer to self-describe	Prefer not to say	Not given	All
Q12. Patient was told they could have a family member, carer or friend with them when told diagnosis	82%	81%	*	*	*	73%	81%
Q13. Patient was definitely told sensitively that they had cancer	74%	71%	*	*	*	74%	73%
Q14. Cancer diagnosis explained in a way the patient could completely understand	78%	76%	*	*	*	79%	77%
Q15. Patient was definitely told about their diagnosis in an appropriate place	84%	86%	*	*	*	85%	85%
Q16. Patient was told they could go back later for more information about their diagnosis	84%	83%	*	*	*	86%	84%

SUPPORT FROM A MAIN CONTACT PERSON							
	Male/Female/Non-binary/Other						
	Female	Male	Non-binary	Prefer to self-describe	Prefer not to say	Not given	All
Q17. Patient had a main point of contact within the care team	88%	86%	*	*	*	85%	87%
Q18. Patient found it very or quite easy to contact their main contact person	85%	85%	*	*	*	75%	84%
Q19. Patient found advice from main contact person was very or quite helpful	96%	96%	*	*	*	96%	96%

Male/Female/Non-binary/Other tables

* Indicates where a score is not available due to suppression or a low base size.

	Male/Female/Non-binary/Other						
	Female	Male	Non-binary	Prefer to self-describe	Prefer not to say	Not given	All
Q20. Treatment options were explained in a way the patient could completely understand	84%	84%	*	*	*	84%	84%
Q21. Patient was definitely involved as much as they wanted to be in decisions about their treatment	81%	83%	*	*	*	78%	82%
Q22. Family and/or carers were definitely involved as much as the patient wanted them to be in decisions about treatment options	84%	85%	*	*	*	86%	85%
Q23. Patient could get further advice from a different healthcare professional before making decisions about their treatment options	54%	56%	*	*	*	55%	55%

	Male/Female/Non-binary/Other						
	Female	Male	Non-binary	Prefer to self-describe	Prefer not to say	Not given	All
Q24. Patient was definitely able to have a discussion about their needs or concerns prior to treatment	73%	73%	*	*	*	67%	73%
Q25. A member of their care team helped the patient create a care plan to address any needs or concerns	93%	94%	*	*	*	90%	94%
Q26. Care team reviewed the patient's care plan with them to ensure it was up to date	98%	99%	*	*	*	100%	98%

	Male/Female/Non-binary/Other						
	Female	Male	Non-binary	Prefer to self-describe	Prefer not to say	Not given	All
Q27. Staff provided the patient with relevant information on available support	91%	93%	*	*	*	93%	92%
Q28. Patient definitely got the right level of support for their overall health and well being from hospital staff	73%	79%	*	*	*	74%	76%
Q29. Patient was offered information about how to get financial help or benefits	73%	72%	*	*	*	62%	72%

Male/Female/Non-binary/Other tables

* Indicates where a score is not available due to suppression or a low base size.

	Male/Female/Non-binary/Other						All
	Female	Male	Non-binary	Prefer to self-describe	Prefer not to say	Not given	
Q31. Patient had confidence and trust in all of the team looking after them during their stay in hospital	76%	86%	*	*	*	84%	81%
Q32. Patient's family, or someone close, was definitely able to talk to a member of the team looking after the patient in hospital	69%	73%	*	*	*	65%	71%
Q33. Patient was always involved in decisions about their care and treatment whilst in hospital	70%	76%	*	*	*	78%	73%
Q34. Patient was always able to get help from ward staff when needed	70%	80%	*	*	*	69%	75%
Q35. Patient was always able to discuss worries and fears with hospital staff	62%	74%	*	*	*	62%	68%
Q36. Hospital staff always did everything they could to help the patient control pain	82%	87%	*	*	*	87%	85%
Q37. Patient was always treated with respect and dignity while in hospital	87%	91%	*	*	*	94%	89%
Q38. Patient received easily understandable information about what they should or should not do after leaving hospital	86%	91%	*	*	*	94%	89%
Q39. Patient was always able to discuss worries and fears with hospital staff while being treated as an outpatient or day case	78%	82%	*	*	*	80%	80%

	Male/Female/Non-binary/Other						All
	Female	Male	Non-binary	Prefer to self-describe	Prefer not to say	Not given	
Q41_1. Beforehand patient completely had enough understandable information about surgery	90%	91%	*	*	*	91%	90%
Q41_2. Beforehand patient completely had enough understandable information about chemotherapy	87%	87%	*	*	*	89%	87%
Q41_3. Beforehand patient completely had enough understandable information about radiotherapy	92%	87%	*	*	*	83%	90%
Q41_4. Beforehand patient completely had enough understandable information about hormone therapy	73%	80%	*	*	*	74%	76%
Q41_5. Beforehand patient completely had enough understandable information about immunotherapy	80%	87%	*	*	*	81%	83%
Q42_1. Patient completely had enough understandable information about their response to surgery	87%	89%	*	*	*	93%	88%
Q42_2. Patient completely had enough understandable information about their response to chemotherapy	79%	79%	*	*	*	76%	79%
Q42_3. Patient completely had enough understandable information about their response to radiotherapy	89%	85%	*	*	*	82%	87%
Q42_4. Patient completely had enough understandable information about their response to hormone therapy	71%	73%	*	*	*	71%	72%
Q42_5. Patient completely had enough understandable information about their response to immunotherapy	76%	80%	*	*	*	95%	79%
Q43. Patient felt the length of waiting time at clinic and day unit for cancer treatment was about right	78%	85%	*	*	*	76%	81%

Male/Female/Non-binary/Other tables

* Indicates where a score is not available due to suppression or a low base size.

IMMEDIATE AND LONG TERM SIDE EFFECTS							
	Male/Female/Non-binary/Other						
	Female	Male	Non-binary	Prefer to self-describe	Prefer not to say	Not given	All
Q44. Possible side effects from treatment were definitely explained in a way the patient could understand	75%	75%	*	*	*	75%	75%
Q45. Patient was always offered practical advice on dealing with any immediate side effects from treatment	72%	70%	*	*	*	68%	71%
Q46. Patient was given information that they could access about support in dealing with immediate side effects from treatment	89%	86%	*	*	*	91%	88%
Q47. Patient felt possible long-term side effects were definitely explained in a way they could understand in advance of their treatment	59%	63%	*	*	*	62%	61%
Q48. Patient was definitely able to discuss options for managing the impact of any long-term side effects	54%	56%	*	*	*	50%	55%

SUPPORT WHILE AT HOME							
	Male/Female/Non-binary/Other						
	Female	Male	Non-binary	Prefer to self-describe	Prefer not to say	Not given	All
Q49. Care team gave family, or someone close, all the information needed to help care for the patient at home	62%	64%	*	*	*	61%	63%
Q50. During treatment, the patient definitely got enough care and support at home from community or voluntary services	51%	56%	*	*	*	62%	54%

CARE FROM YOUR GP PRACTICE							
	Male/Female/Non-binary/Other						
	Female	Male	Non-binary	Prefer to self-describe	Prefer not to say	Not given	All
Q51. Patient definitely received the right amount of support from their GP practice during treatment	51%	51%	*	*	*	50%	51%
Q52. Patient has had a review of cancer care by GP practice	25%	24%	*	*	*	21%	25%

LIVING WITH AND BEYOND CANCER							
	Male/Female/Non-binary/Other						
	Female	Male	Non-binary	Prefer to self-describe	Prefer not to say	Not given	All
Q53. After treatment, the patient definitely could get enough emotional support at home from community or voluntary services	29%	32%	*	*	*	35%	30%
Q54. The right amount of information and support was offered to the patient between final treatment and the follow up appointment	81%	79%	*	*	*	76%	80%
Q55. Patient was given enough information about the possibility and signs of cancer coming back or spreading	61%	66%	*	*	*	62%	64%

Male/Female/Non-binary/Other tables

* Indicates where a score is not available due to suppression or a low base size.

YOUR OVERALL NHS CARE	Male/Female/Non-binary/Other						All
	Female	Male	Non-binary	Prefer to self-describe	Prefer not to say	Not given	
Q56. The whole care team worked well together	90%	90%	*	*	*	92%	90%
Q57. Administration of care was very good or good	87%	87%	*	*	*	85%	87%
Q58. Cancer research opportunities were discussed with patient	48%	55%	*	*	*	58%	52%
Q59. Patient's average rating of care scored from very poor to very good	8.9	9.0	*	*	*	9.1	8.9

Ethnicity tables

* Indicates where a score is not available due to suppression or a low base size.

SUPPORT FROM YOUR GP PRACTICE	Ethnicity						
	White	Mixed	Asian	Black	Other	Not given	All
Q2. Patient only spoke to primary care professional once or twice before cancer diagnosis	82%	*	65%	64%	*	65%	80%
Q3. Referral for diagnosis was explained in a way the patient could completely understand	72%	64%	66%	78%	*	69%	72%

DIAGNOSTIC TESTS	Ethnicity						
	White	Mixed	Asian	Black	Other	Not given	All
Q5. Patient received all the information needed about the diagnostic test in advance	94%	79%	100%	90%	*	91%	94%
Q6. Diagnostic test staff appeared to completely have all the information they needed about the patient	86%	67%	81%	82%	*	80%	86%
Q7. Patient felt the length of time waiting for diagnostic test results was about right	77%	43%	73%	82%	*	75%	77%
Q8. Diagnostic test results were explained in a way the patient could completely understand	78%	79%	75%	86%	*	81%	78%
Q9. Enough privacy was always given to the patient when receiving diagnostic test results	96%	86%	100%	100%	*	92%	95%

FINDING OUT THAT YOU HAD CANCER	Ethnicity						
	White	Mixed	Asian	Black	Other	Not given	All
Q12. Patient was told they could have a family member, carer or friend with them when told diagnosis	81%	69%	80%	100%	*	73%	81%
Q13. Patient was definitely told sensitively that they had cancer	73%	71%	60%	76%	100%	72%	73%
Q14. Cancer diagnosis explained in a way the patient could completely understand	77%	71%	78%	84%	100%	76%	77%
Q15. Patient was definitely told about their diagnosis in an appropriate place	85%	88%	88%	88%	*	83%	85%
Q16. Patient was told they could go back later for more information about their diagnosis	84%	93%	88%	71%	*	80%	84%

SUPPORT FROM A MAIN CONTACT PERSON	Ethnicity						
	White	Mixed	Asian	Black	Other	Not given	All
Q17. Patient had a main point of contact within the care team	87%	76%	94%	83%	90%	83%	87%
Q18. Patient found it very or quite easy to contact their main contact person	85%	92%	80%	94%	*	79%	84%
Q19. Patient found advice from main contact person was very or quite helpful	96%	92%	93%	100%	*	96%	96%

DECIDING ON THE BEST TREATMENT	Ethnicity						
	White	Mixed	Asian	Black	Other	Not given	All
Q20. Treatment options were explained in a way the patient could completely understand	84%	94%	81%	80%	100%	80%	84%
Q21. Patient was definitely involved as much as they wanted to be in decisions about their treatment	83%	69%	83%	77%	100%	73%	82%
Q22. Family and/or carers were definitely involved as much as the patient wanted them to be in decisions about treatment options	85%	77%	83%	70%	*	80%	85%
Q23. Patient could get further advice from a different healthcare professional before making decisions about their treatment options	56%	54%	55%	35%	*	48%	55%

Ethnicity tables

* Indicates where a score is not available due to suppression or a low base size.

CARE PLANNING	Ethnicity						
	White	Mixed	Asian	Black	Other	Not given	All
Q24. Patient was definitely able to have a discussion about their needs or concerns prior to treatment	73%	87%	76%	79%	90%	66%	73%
Q25. A member of their care team helped the patient create a care plan to address any needs or concerns	94%	92%	98%	100%	*	90%	94%
Q26. Care team reviewed the patient's care plan with them to ensure it was up to date	98%	*	100%	*	*	100%	98%

SUPPORT FROM HOSPITAL STAFF	Ethnicity						
	White	Mixed	Asian	Black	Other	Not given	All
Q27. Staff provided the patient with relevant information on available support	92%	88%	95%	91%	*	91%	92%
Q28. Patient definitely got the right level of support for their overall health and well being from hospital staff	76%	71%	76%	50%	100%	72%	76%
Q29. Patient was offered information about how to get financial help or benefits	73%	*	72%	64%	*	62%	72%

HOSPITAL CARE	Ethnicity						
	White	Mixed	Asian	Black	Other	Not given	All
Q31. Patient had confidence and trust in all of the team looking after them during their stay in hospital	81%	80%	77%	*	*	85%	81%
Q32. Patient's family, or someone close, was definitely able to talk to a member of the team looking after the patient in hospital	71%	*	78%	*	*	64%	71%
Q33. Patient was always involved in decisions about their care and treatment whilst in hospital	73%	80%	76%	*	*	72%	73%
Q34. Patient was always able to get help from ward staff when needed	75%	80%	86%	*	*	76%	75%
Q35. Patient was always able to discuss worries and fears with hospital staff	67%	80%	80%	*	*	68%	68%
Q36. Hospital staff always did everything they could to help the patient control pain	84%	*	85%	*	*	92%	85%
Q37. Patient was always treated with respect and dignity while in hospital	89%	100%	84%	*	*	89%	89%
Q38. Patient received easily understandable information about what they should or should not do after leaving hospital	89%	*	79%	*	*	89%	89%
Q39. Patient was always able to discuss worries and fears with hospital staff while being treated as an outpatient or day case	80%	76%	75%	74%	*	76%	80%

Ethnicity tables

* Indicates where a score is not available due to suppression or a low base size.

YOUR TREATMENT	Ethnicity						
	White	Mixed	Asian	Black	Other	Not given	All
Q41_1. Beforehand patient completely had enough understandable information about surgery	90%	*	98%	90%	*	88%	90%
Q41_2. Beforehand patient completely had enough understandable information about chemotherapy	87%	*	93%	82%	*	89%	87%
Q41_3. Beforehand patient completely had enough understandable information about radiotherapy	90%	*	86%	*	*	86%	90%
Q41_4. Beforehand patient completely had enough understandable information about hormone therapy	77%	*	*	*	*	72%	76%
Q41_5. Beforehand patient completely had enough understandable information about immunotherapy	84%	*	*	*	*	78%	83%
Q42_1. Patient completely had enough understandable information about their response to surgery	88%	*	97%	80%	*	89%	88%
Q42_2. Patient completely had enough understandable information about their response to chemotherapy	78%	*	90%	80%	*	81%	79%
Q42_3. Patient completely had enough understandable information about their response to radiotherapy	87%	*	90%	*	*	85%	87%
Q42_4. Patient completely had enough understandable information about their response to hormone therapy	73%	*	*	*	*	64%	72%
Q42_5. Patient completely had enough understandable information about their response to immunotherapy	79%	*	*	*	*	91%	79%
Q43. Patient felt the length of waiting time at clinic and day unit for cancer treatment was about right	82%	67%	78%	84%	60%	74%	81%

IMMEDIATE AND LONG TERM SIDE EFFECTS	Ethnicity						
	White	Mixed	Asian	Black	Other	Not given	All
Q44. Possible side effects from treatment were definitely explained in a way the patient could understand	76%	78%	74%	57%	*	71%	75%
Q45. Patient was always offered practical advice on dealing with any immediate side effects from treatment	71%	72%	75%	60%	*	71%	71%
Q46. Patient was given information that they could access about support in dealing with immediate side effects from treatment	88%	73%	92%	81%	*	85%	88%
Q47. Patient felt possible long-term side effects were definitely explained in a way they could understand in advance of their treatment	61%	50%	71%	63%	80%	59%	61%
Q48. Patient was definitely able to discuss options for managing the impact of any long-term side effects	55%	53%	61%	44%	*	53%	55%

SUPPORT WHILE AT HOME	Ethnicity						
	White	Mixed	Asian	Black	Other	Not given	All
Q49. Care team gave family, or someone close, all the information needed to help care for the patient at home	64%	55%	61%	40%	80%	61%	63%
Q50. During treatment, the patient definitely got enough care and support at home from community or voluntary services	54%	60%	44%	18%	*	54%	54%

CARE FROM YOUR GP PRACTICE	Ethnicity						
	White	Mixed	Asian	Black	Other	Not given	All
Q51. Patient definitely received the right amount of support from their GP practice during treatment	51%	33%	53%	33%	*	48%	51%
Q52. Patient has had a review of cancer care by GP practice	25%	19%	24%	32%	*	23%	25%

Ethnicity tables

* Indicates where a score is not available due to suppression or a low base size.

LIVING WITH AND BEYOND CANCER	Ethnicity						
	White	Mixed	Asian	Black	Other	Not given	All
Q53. After treatment, the patient definitely could get enough emotional support at home from community or voluntary services	31%	*	29%	*	*	22%	30%
Q54. The right amount of information and support was offered to the patient between final treatment and the follow up appointment	81%	*	81%	64%	*	71%	80%
Q55. Patient was given enough information about the possibility and signs of cancer coming back or spreading	65%	50%	49%	52%	40%	62%	64%

YOUR OVERALL NHS CARE	Ethnicity						
	White	Mixed	Asian	Black	Other	Not given	All
Q56. The whole care team worked well together	90%	88%	88%	89%	100%	90%	90%
Q57. Administration of care was very good or good	87%	83%	90%	92%	100%	85%	87%
Q58. Cancer research opportunities were discussed with patient	51%	75%	57%	50%	*	55%	52%
Q59. Patient's average rating of care scored from very poor to very good	9.0	8.3	8.9	8.3	9.6	8.8	8.9

IMD quintile tables

* Indicates where a score is not available due to suppression or a low base size.

SUPPORT FROM YOUR GP PRACTICE	IMD quintile					
	1 (most deprived)	2	3	4	5 (least deprived)	All
Q2. Patient only spoke to primary care professional once or twice before cancer diagnosis	73%	93%	82%	79%	78%	80%
Q3. Referral for diagnosis was explained in a way the patient could completely understand	57%	77%	67%	71%	73%	72%

DIAGNOSTIC TESTS	IMD quintile					
	1 (most deprived)	2	3	4	5 (least deprived)	All
Q5. Patient received all the information needed about the diagnostic test in advance	100%	95%	96%	92%	94%	94%
Q6. Diagnostic test staff appeared to completely have all the information they needed about the patient	92%	93%	87%	82%	86%	86%
Q7. Patient felt the length of time waiting for diagnostic test results was about right	74%	78%	76%	75%	78%	77%
Q8. Diagnostic test results were explained in a way the patient could completely understand	79%	81%	77%	79%	78%	78%
Q9. Enough privacy was always given to the patient when receiving diagnostic test results	100%	96%	96%	95%	95%	95%

FINDING OUT THAT YOU HAD CANCER	IMD quintile					
	1 (most deprived)	2	3	4	5 (least deprived)	All
Q12. Patient was told they could have a family member, carer or friend with them when told diagnosis	83%	86%	80%	77%	82%	81%
Q13. Patient was definitely told sensitively that they had cancer	74%	72%	72%	71%	73%	73%
Q14. Cancer diagnosis explained in a way the patient could completely understand	82%	82%	74%	76%	77%	77%
Q15. Patient was definitely told about their diagnosis in an appropriate place	81%	88%	86%	82%	86%	85%
Q16. Patient was told they could go back later for more information about their diagnosis	81%	85%	86%	81%	84%	84%

SUPPORT FROM A MAIN CONTACT PERSON	IMD quintile					
	1 (most deprived)	2	3	4	5 (least deprived)	All
Q17. Patient had a main point of contact within the care team	88%	87%	89%	89%	86%	87%
Q18. Patient found it very or quite easy to contact their main contact person	89%	86%	85%	84%	84%	84%
Q19. Patient found advice from main contact person was very or quite helpful	97%	95%	95%	95%	97%	96%

IMD quintile tables

* Indicates where a score is not available due to suppression or a low base size.

DECIDING ON THE BEST TREATMENT	IMD quintile					
	1 (most deprived)	2	3	4	5 (least deprived)	All
Q20. Treatment options were explained in a way the patient could completely understand	86%	87%	84%	83%	84%	84%
Q21. Patient was definitely involved as much as they wanted to be in decisions about their treatment	84%	80%	81%	82%	82%	82%
Q22. Family and/or carers were definitely involved as much as the patient wanted them to be in decisions about treatment options	86%	85%	83%	83%	85%	85%
Q23. Patient could get further advice from a different healthcare professional before making decisions about their treatment options	65%	66%	57%	55%	53%	55%

CARE PLANNING	IMD quintile					
	1 (most deprived)	2	3	4	5 (least deprived)	All
Q24. Patient was definitely able to have a discussion about their needs or concerns prior to treatment	74%	75%	74%	71%	73%	73%
Q25. A member of their care team helped the patient create a care plan to address any needs or concerns	100%	96%	96%	92%	93%	94%
Q26. Care team reviewed the patient's care plan with them to ensure it was up to date	100%	97%	99%	99%	98%	98%

SUPPORT FROM HOSPITAL STAFF	IMD quintile					
	1 (most deprived)	2	3	4	5 (least deprived)	All
Q27. Staff provided the patient with relevant information on available support	88%	95%	92%	92%	92%	92%
Q28. Patient definitely got the right level of support for their overall health and well being from hospital staff	89%	75%	80%	73%	76%	76%
Q29. Patient was offered information about how to get financial help or benefits	70%	74%	72%	70%	73%	72%

HOSPITAL CARE	IMD quintile					
	1 (most deprived)	2	3	4	5 (least deprived)	All
Q31. Patient had confidence and trust in all of the team looking after them during their stay in hospital	79%	73%	81%	81%	82%	81%
Q32. Patient's family, or someone close, was definitely able to talk to a member of the team looking after the patient in hospital	80%	84%	69%	70%	70%	71%
Q33. Patient was always involved in decisions about their care and treatment whilst in hospital	68%	65%	70%	73%	75%	73%
Q34. Patient was always able to get help from ward staff when needed	74%	83%	79%	73%	74%	75%
Q35. Patient was always able to discuss worries and fears with hospital staff	63%	71%	68%	68%	68%	68%
Q36. Hospital staff always did everything they could to help the patient control pain	88%	85%	81%	83%	87%	85%
Q37. Patient was always treated with respect and dignity while in hospital	89%	92%	91%	87%	89%	89%
Q38. Patient received easily understandable information about what they should or should not do after leaving hospital	89%	93%	88%	88%	89%	89%
Q39. Patient was always able to discuss worries and fears with hospital staff while being treated as an outpatient or day case	95%	78%	81%	78%	80%	80%

IMD quintile tables

* Indicates where a score is not available due to suppression or a low base size.

YOUR TREATMENT	IMD quintile					
	1 (most deprived)	2	3	4	5 (least deprived)	All
Q41_1. Beforehand patient completely had enough understandable information about surgery	93%	94%	93%	88%	90%	90%
Q41_2. Beforehand patient completely had enough understandable information about chemotherapy	87%	92%	87%	87%	86%	87%
Q41_3. Beforehand patient completely had enough understandable information about radiotherapy	95%	91%	92%	88%	89%	90%
Q41_4. Beforehand patient completely had enough understandable information about hormone therapy	*	74%	87%	78%	74%	76%
Q41_5. Beforehand patient completely had enough understandable information about immunotherapy	*	96%	82%	84%	81%	83%
Q42_1. Patient completely had enough understandable information about their response to surgery	87%	88%	92%	85%	88%	88%
Q42_2. Patient completely had enough understandable information about their response to chemotherapy	83%	80%	84%	78%	77%	79%
Q42_3. Patient completely had enough understandable information about their response to radiotherapy	100%	84%	95%	83%	87%	87%
Q42_4. Patient completely had enough understandable information about their response to hormone therapy	*	68%	83%	74%	70%	72%
Q42_5. Patient completely had enough understandable information about their response to immunotherapy	*	81%	80%	75%	80%	79%
Q43. Patient felt the length of waiting time at clinic and day unit for cancer treatment was about right	88%	78%	84%	83%	80%	81%

IMMEDIATE AND LONG TERM SIDE EFFECTS	IMD quintile					
	1 (most deprived)	2	3	4	5 (least deprived)	All
Q44. Possible side effects from treatment were definitely explained in a way the patient could understand	89%	76%	76%	75%	75%	75%
Q45. Patient was always offered practical advice on dealing with any immediate side effects from treatment	85%	71%	73%	70%	70%	71%
Q46. Patient was given information that they could access about support in dealing with immediate side effects from treatment	90%	88%	91%	84%	88%	88%
Q47. Patient felt possible long-term side effects were definitely explained in a way they could understand in advance of their treatment	71%	61%	67%	62%	59%	61%
Q48. Patient was definitely able to discuss options for managing the impact of any long-term side effects	67%	58%	62%	55%	53%	55%

SUPPORT WHILE AT HOME	IMD quintile					
	1 (most deprived)	2	3	4	5 (least deprived)	All
Q49. Care team gave family, or someone close, all the information needed to help care for the patient at home	70%	63%	62%	63%	63%	63%
Q50. During treatment, the patient definitely got enough care and support at home from community or voluntary services	81%	51%	54%	50%	54%	54%

CARE FROM YOUR GP PRACTICE	IMD quintile					
	1 (most deprived)	2	3	4	5 (least deprived)	All
Q51. Patient definitely received the right amount of support from their GP practice during treatment	48%	48%	51%	49%	52%	51%
Q52. Patient has had a review of cancer care by GP practice	19%	25%	26%	25%	24%	25%

IMD quintile tables

* Indicates where a score is not available due to suppression or a low base size.

	IMD quintile					
	1 (most deprived)	2	3	4	5 (least deprived)	All
Q53. After treatment, the patient definitely could get enough emotional support at home from community or voluntary services	*	26%	30%	28%	32%	30%
Q54. The right amount of information and support was offered to the patient between final treatment and the follow up appointment	92%	78%	82%	76%	81%	80%
Q55. Patient was given enough information about the possibility and signs of cancer coming back or spreading	80%	63%	69%	62%	63%	64%

	IMD quintile					
	1 (most deprived)	2	3	4	5 (least deprived)	All
Q56. The whole care team worked well together	93%	90%	91%	89%	90%	90%
Q57. Administration of care was very good or good	96%	87%	89%	86%	87%	87%
Q58. Cancer research opportunities were discussed with patient	61%	62%	54%	47%	52%	52%
Q59. Patient's average rating of care scored from very poor to very good	9.3	8.9	9.1	8.8	9.0	8.9

Long-term condition status tables

* Indicates where a score is not available due to suppression or a low base size.

	Long-term condition status			
	Yes	No	Not given	All
SUPPORT FROM YOUR GP PRACTICE				
Q2. Patient only spoke to primary care professional once or twice before cancer diagnosis	77%	84%	75%	80%
Q3. Referral for diagnosis was explained in a way the patient could completely understand	68%	77%	72%	72%

	Long-term condition status			
	Yes	No	Not given	All
DIAGNOSTIC TESTS				
Q5. Patient received all the information needed about the diagnostic test in advance	94%	94%	91%	94%
Q6. Diagnostic test staff appeared to completely have all the information they needed about the patient	84%	90%	81%	86%
Q7. Patient felt the length of time waiting for diagnostic test results was about right	77%	77%	73%	77%
Q8. Diagnostic test results were explained in a way the patient could completely understand	77%	80%	81%	78%
Q9. Enough privacy was always given to the patient when receiving diagnostic test results	96%	95%	92%	95%

	Long-term condition status			
	Yes	No	Not given	All
FINDING OUT THAT YOU HAD CANCER				
Q12. Patient was told they could have a family member, carer or friend with them when told diagnosis	82%	80%	79%	81%
Q13. Patient was definitely told sensitively that they had cancer	74%	71%	74%	73%
Q14. Cancer diagnosis explained in a way the patient could completely understand	77%	77%	78%	77%
Q15. Patient was definitely told about their diagnosis in an appropriate place	85%	85%	86%	85%
Q16. Patient was told they could go back later for more information about their diagnosis	82%	85%	85%	84%

	Long-term condition status			
	Yes	No	Not given	All
SUPPORT FROM A MAIN CONTACT PERSON				
Q17. Patient had a main point of contact within the care team	87%	88%	85%	87%
Q18. Patient found it very or quite easy to contact their main contact person	84%	86%	78%	84%
Q19. Patient found advice from main contact person was very or quite helpful	96%	96%	95%	96%

	Long-term condition status			
	Yes	No	Not given	All
DECIDING ON THE BEST TREATMENT				
Q20. Treatment options were explained in a way the patient could completely understand	83%	86%	81%	84%
Q21. Patient was definitely involved as much as they wanted to be in decisions about their treatment	80%	86%	77%	82%
Q22. Family and/or carers were definitely involved as much as the patient wanted them to be in decisions about treatment options	83%	86%	86%	85%
Q23. Patient could get further advice from a different healthcare professional before making decisions about their treatment options	52%	58%	57%	55%

Long-term condition status tables

* Indicates where a score is not available due to suppression or a low base size.

CARE PLANNING	Long-term condition status			
	Yes	No	Not given	All
Q24. Patient was definitely able to have a discussion about their needs or concerns prior to treatment	71%	75%	71%	73%
Q25. A member of their care team helped the patient create a care plan to address any needs or concerns	94%	94%	90%	94%
Q26. Care team reviewed the patient's care plan with them to ensure it was up to date	99%	98%	98%	98%

SUPPORT FROM HOSPITAL STAFF	Long-term condition status			
	Yes	No	Not given	All
Q27. Staff provided the patient with relevant information on available support	92%	93%	93%	92%
Q28. Patient definitely got the right level of support for their overall health and well being from hospital staff	74%	78%	75%	76%
Q29. Patient was offered information about how to get financial help or benefits	70%	76%	69%	72%

HOSPITAL CARE	Long-term condition status			
	Yes	No	Not given	All
Q31. Patient had confidence and trust in all of the team looking after them during their stay in hospital	80%	83%	77%	81%
Q32. Patient's family, or someone close, was definitely able to talk to a member of the team looking after the patient in hospital	72%	72%	61%	71%
Q33. Patient was always involved in decisions about their care and treatment whilst in hospital	70%	77%	74%	73%
Q34. Patient was always able to get help from ward staff when needed	73%	79%	65%	75%
Q35. Patient was always able to discuss worries and fears with hospital staff	66%	71%	60%	68%
Q36. Hospital staff always did everything they could to help the patient control pain	84%	86%	89%	85%
Q37. Patient was always treated with respect and dignity while in hospital	88%	91%	92%	89%
Q38. Patient received easily understandable information about what they should or should not do after leaving hospital	88%	90%	88%	89%
Q39. Patient was always able to discuss worries and fears with hospital staff while being treated as an outpatient or day case	77%	84%	78%	80%

Long-term condition status tables

* Indicates where a score is not available due to suppression or a low base size.

YOUR TREATMENT	Long-term condition status			
	Yes	No	Not given	All
Q41_1. Beforehand patient completely had enough understandable information about surgery	90%	92%	89%	90%
Q41_2. Beforehand patient completely had enough understandable information about chemotherapy	85%	89%	89%	87%
Q41_3. Beforehand patient completely had enough understandable information about radiotherapy	88%	92%	88%	90%
Q41_4. Beforehand patient completely had enough understandable information about hormone therapy	75%	79%	71%	76%
Q41_5. Beforehand patient completely had enough understandable information about immunotherapy	80%	88%	86%	83%
Q42_1. Patient completely had enough understandable information about their response to surgery	88%	89%	90%	88%
Q42_2. Patient completely had enough understandable information about their response to chemotherapy	75%	83%	81%	79%
Q42_3. Patient completely had enough understandable information about their response to radiotherapy	86%	89%	86%	87%
Q42_4. Patient completely had enough understandable information about their response to hormone therapy	68%	78%	77%	72%
Q42_5. Patient completely had enough understandable information about their response to immunotherapy	75%	85%	86%	79%
Q43. Patient felt the length of waiting time at clinic and day unit for cancer treatment was about right	81%	82%	78%	81%

IMMEDIATE AND LONG TERM SIDE EFFECTS	Long-term condition status			
	Yes	No	Not given	All
Q44. Possible side effects from treatment were definitely explained in a way the patient could understand	73%	80%	71%	75%
Q45. Patient was always offered practical advice on dealing with any immediate side effects from treatment	69%	75%	67%	71%
Q46. Patient was given information that they could access about support in dealing with immediate side effects from treatment	86%	90%	87%	88%
Q47. Patient felt possible long-term side effects were definitely explained in a way they could understand in advance of their treatment	58%	67%	60%	61%
Q48. Patient was definitely able to discuss options for managing the impact of any long-term side effects	52%	60%	53%	55%

SUPPORT WHILE AT HOME	Long-term condition status			
	Yes	No	Not given	All
Q49. Care team gave family, or someone close, all the information needed to help care for the patient at home	62%	64%	64%	63%
Q50. During treatment, the patient definitely got enough care and support at home from community or voluntary services	51%	56%	58%	54%

CARE FROM YOUR GP PRACTICE	Long-term condition status			
	Yes	No	Not given	All
Q51. Patient definitely received the right amount of support from their GP practice during treatment	49%	53%	50%	51%
Q52. Patient has had a review of cancer care by GP practice	25%	25%	22%	25%

Long-term condition status tables

* Indicates where a score is not available due to suppression or a low base size.

	Long-term condition status			
	Yes	No	Not given	All
LIVING WITH AND BEYOND CANCER				
Q53. After treatment, the patient definitely could get enough emotional support at home from community or voluntary services	30%	29%	35%	30%
Q54. The right amount of information and support was offered to the patient between final treatment and the follow up appointment	77%	84%	79%	80%
Q55. Patient was given enough information about the possibility and signs of cancer coming back or spreading	62%	67%	63%	64%

	Long-term condition status			
	Yes	No	Not given	All
YOUR OVERALL NHS CARE				
Q56. The whole care team worked well together	89%	92%	91%	90%
Q57. Administration of care was very good or good	87%	89%	83%	87%
Q58. Cancer research opportunities were discussed with patient	50%	53%	59%	52%
Q59. Patient's average rating of care scored from very poor to very good	8.9	9.0	9.0	8.9

Year on year charts

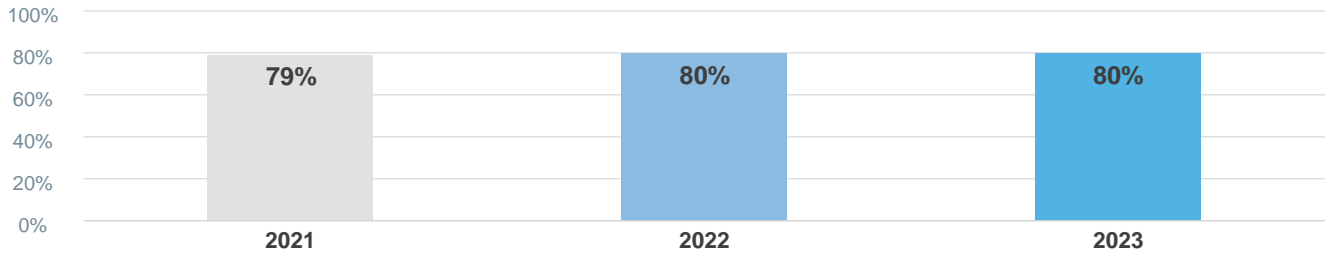
* Indicates where a score is not available due to suppression or a low base size.

** No score available for these years.

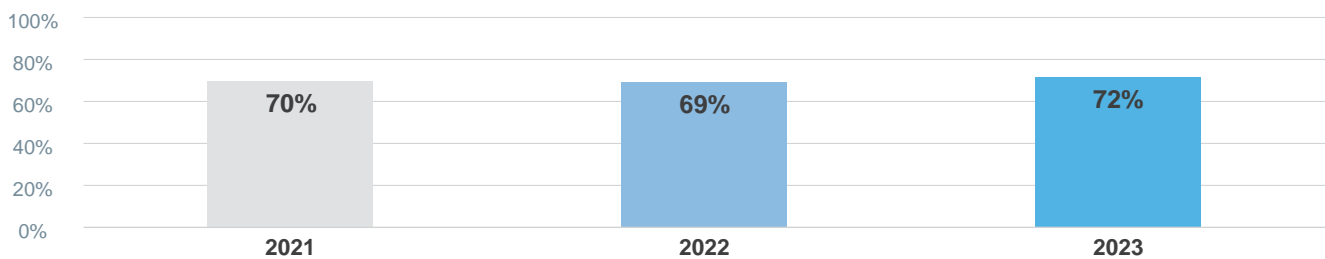
The scores are unadjusted and based on England scores only.

SUPPORT FROM YOUR GP PRACTICE

Q2. Patient only spoke to primary care professional once or twice before cancer diagnosis

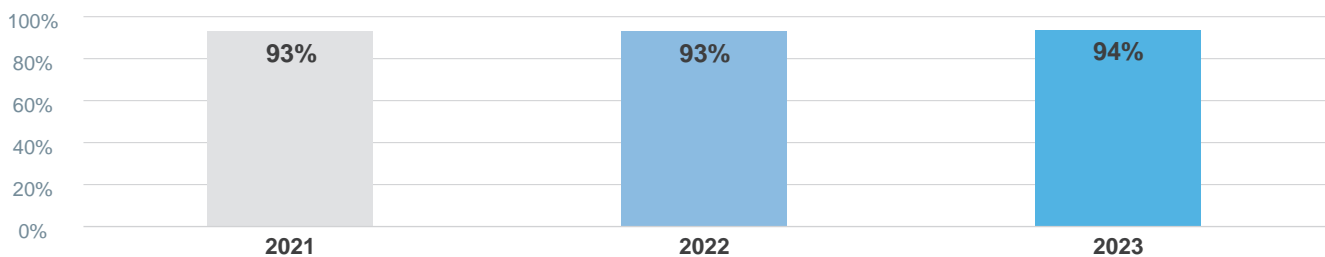


Q3. Referral for diagnosis was explained in a way the patient could completely understand

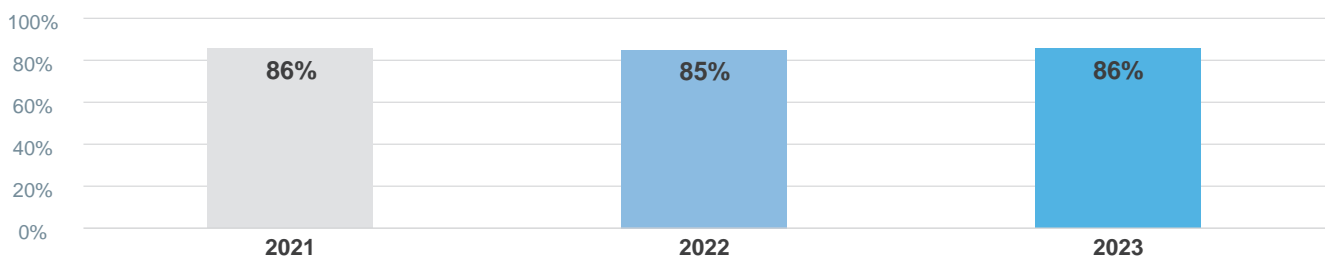


DIAGNOSTIC TESTS

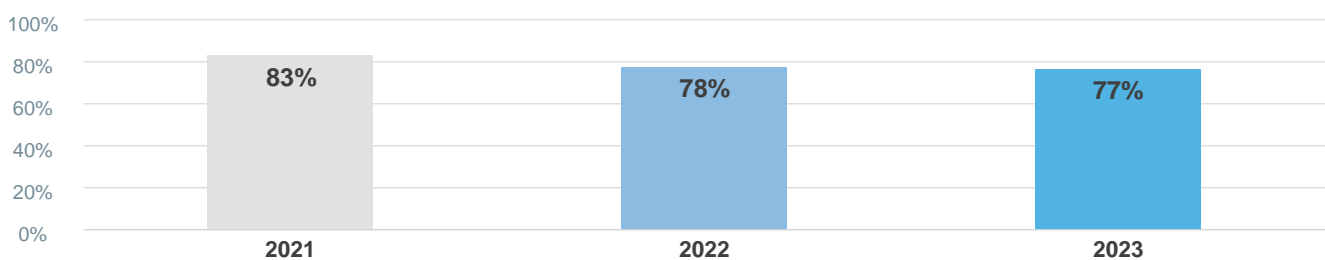
Q5. Patient received all the information needed about the diagnostic test in advance



Q6. Diagnostic test staff appeared to completely have all the information they needed about the patient



Q7. Patient felt the length of time waiting for diagnostic test results was about right



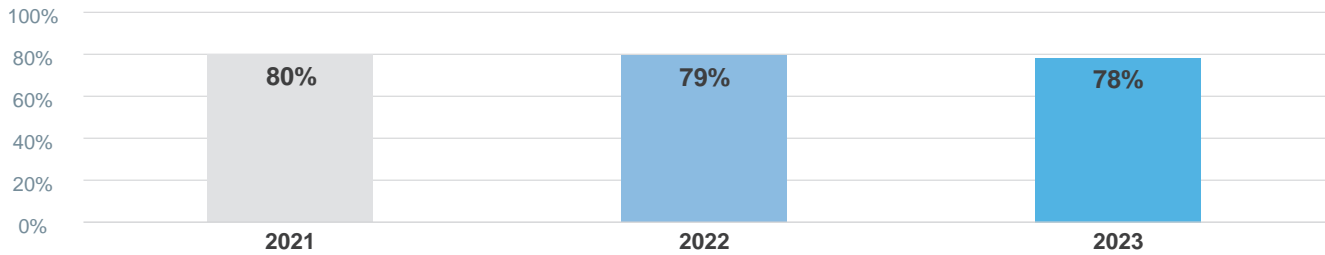
Year on year charts

* Indicates where a score is not available due to suppression or a low base size.

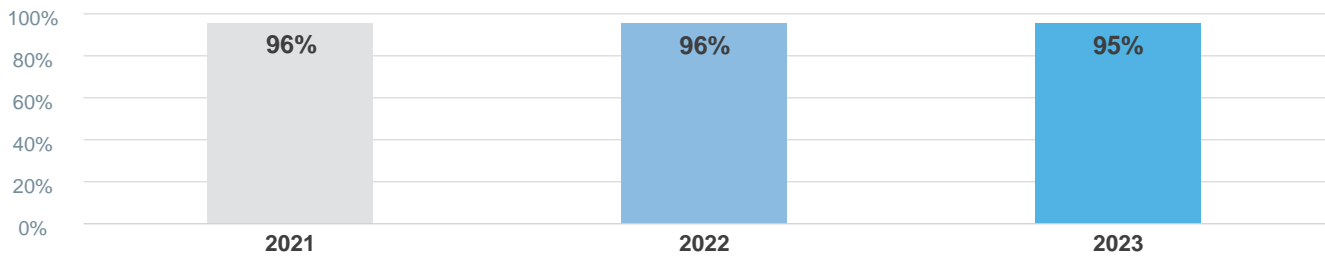
** No score available for these years.

The scores are unadjusted and based on England scores only.

Q8. Diagnostic test results were explained in a way the patient could completely understand

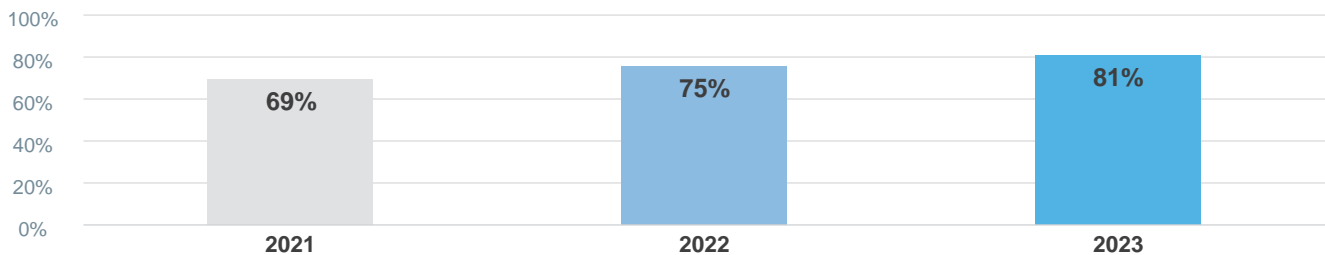


Q9. Enough privacy was always given to the patient when receiving diagnostic test results

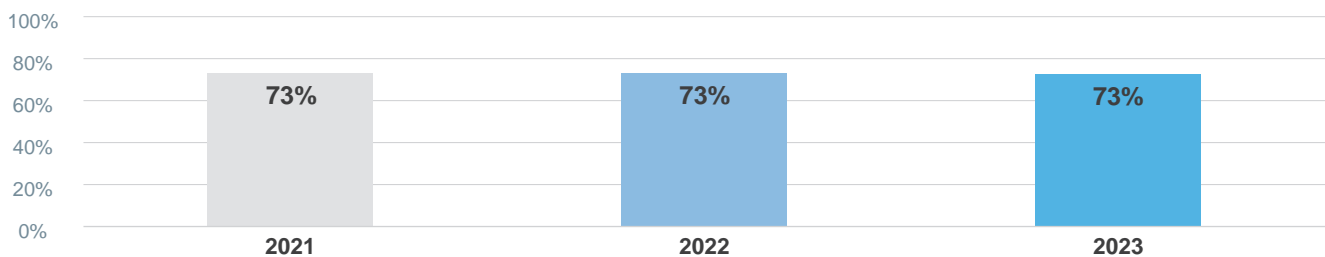


FINDING OUT THAT YOU HAD CANCER

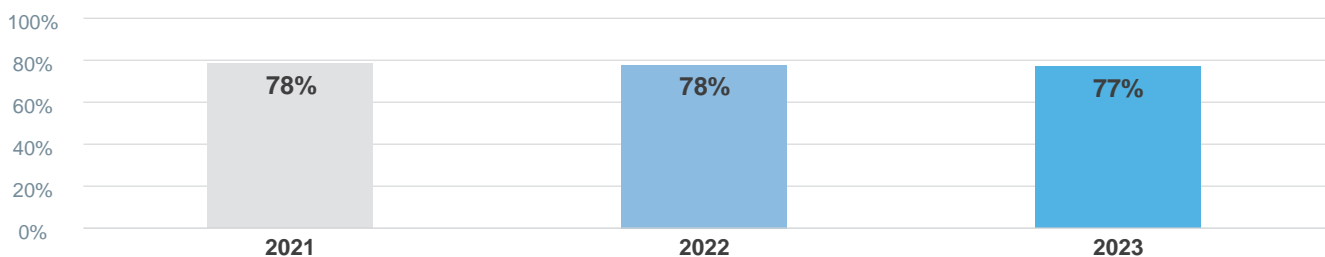
Q12. Patient was told they could have a family member, carer or friend with them when told diagnosis



Q13. Patient was definitely told sensitively that they had cancer



Q14. Cancer diagnosis explained in a way the patient could completely understand



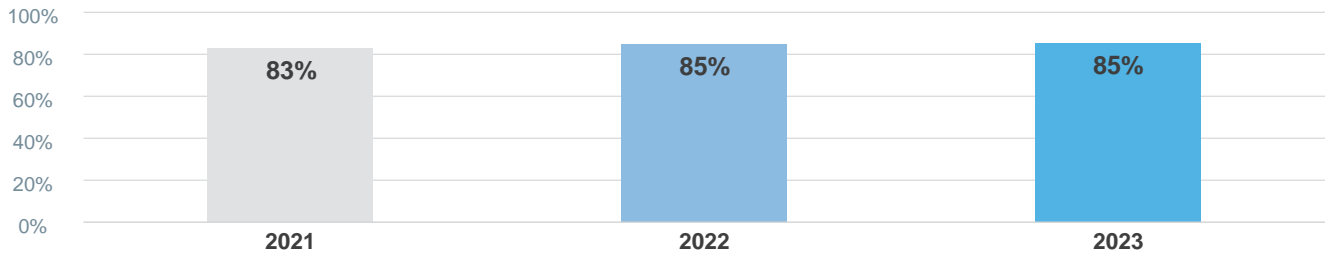
Year on year charts

* Indicates where a score is not available due to suppression or a low base size.

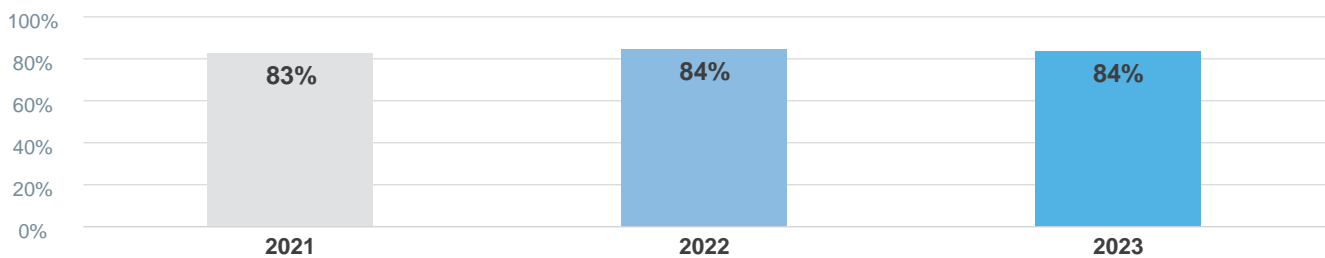
** No score available for these years.

The scores are unadjusted and based on England scores only.

Q15. Patient was definitely told about their diagnosis in an appropriate place

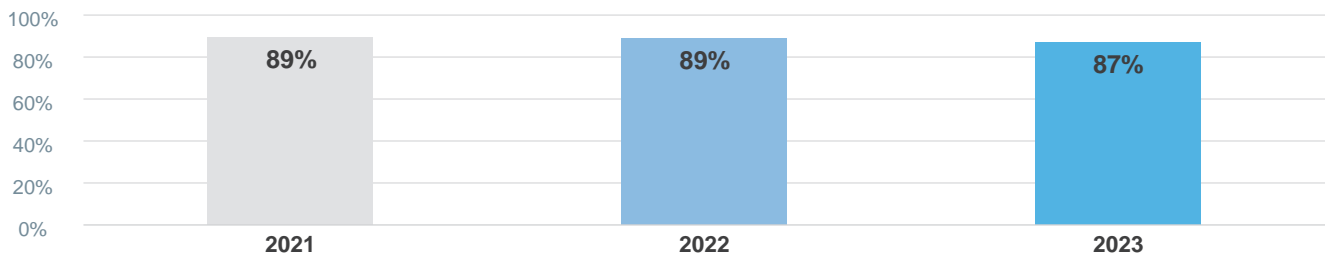


Q16. Patient was told they could go back later for more information about their diagnosis

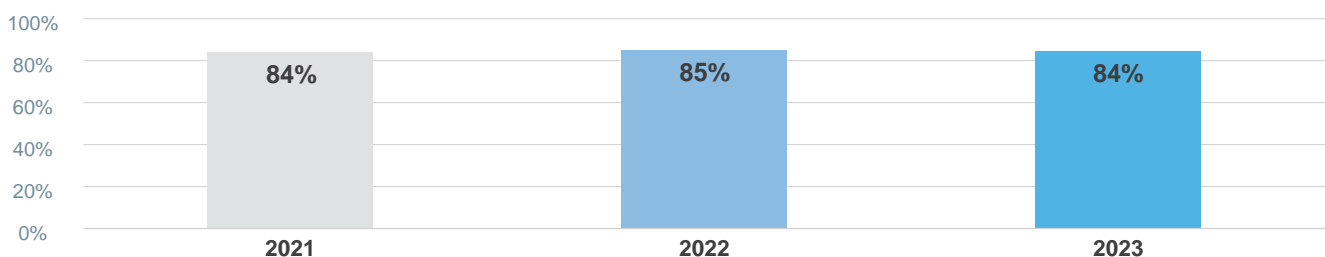


SUPPORT FROM A MAIN CONTACT PERSON

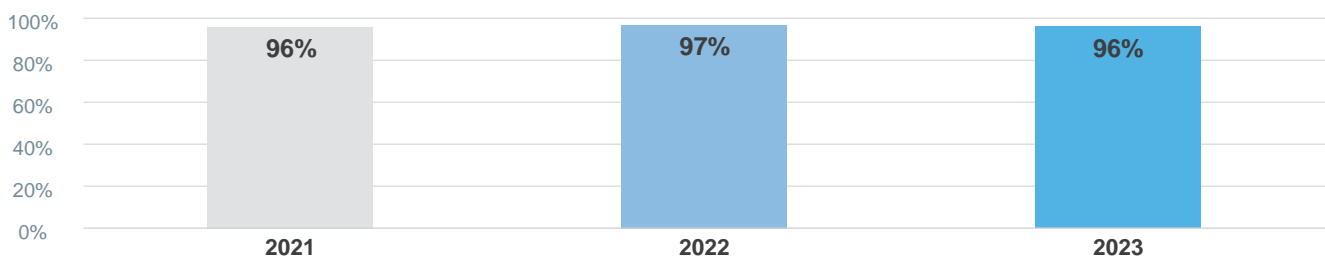
Q17. Patient had a main point of contact within the care team



Q18. Patient found it very or quite easy to contact their main contact person



Q19. Patient found advice from main contact person was very or quite helpful



Year on year charts

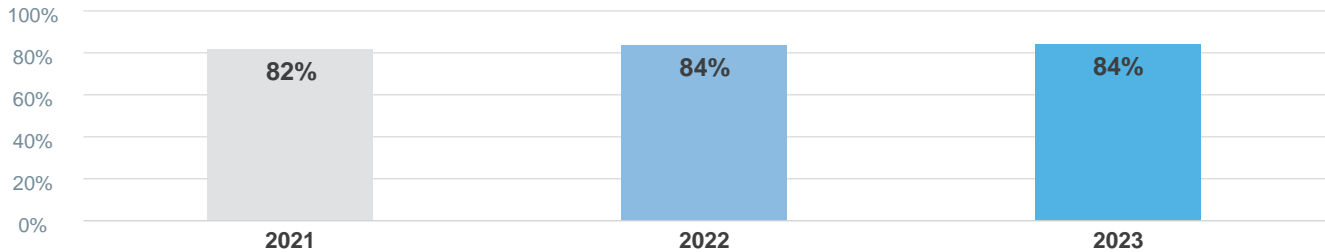
* Indicates where a score is not available due to suppression or a low base size.

** No score available for these years.

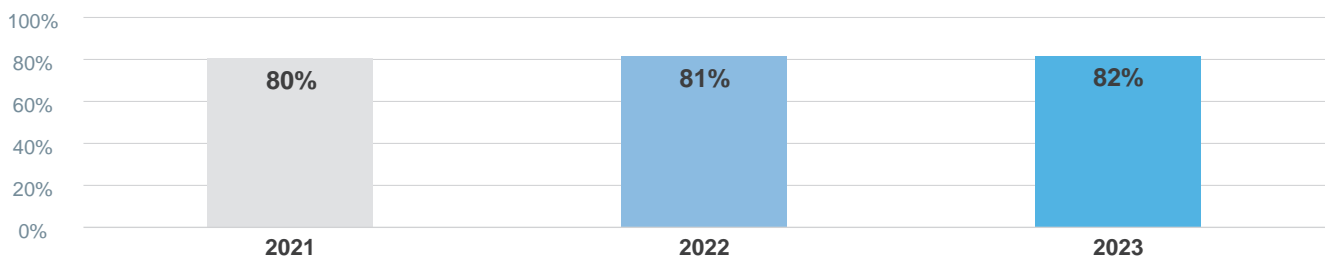
The scores are unadjusted and based on England scores only.

DECIDING ON THE BEST TREATMENT

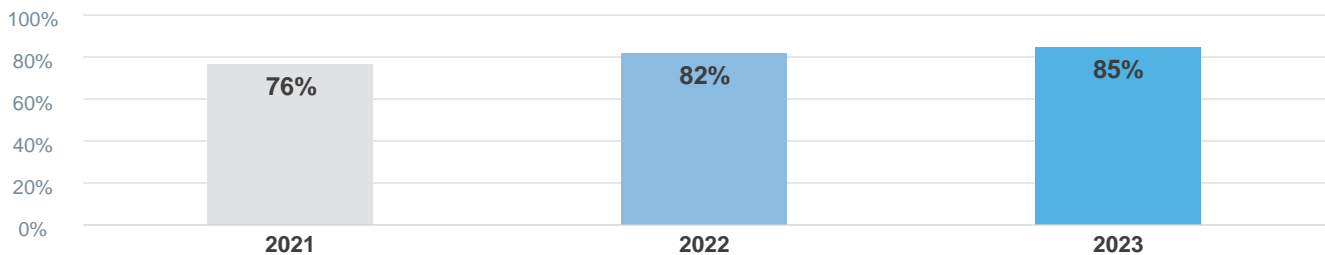
Q20. Treatment options were explained in a way the patient could completely understand



Q21. Patient was definitely involved as much as they wanted to be in decisions about their treatment



Q22. Family and/or carers were definitely involved as much as the patient wanted them to be in decisions about treatment options

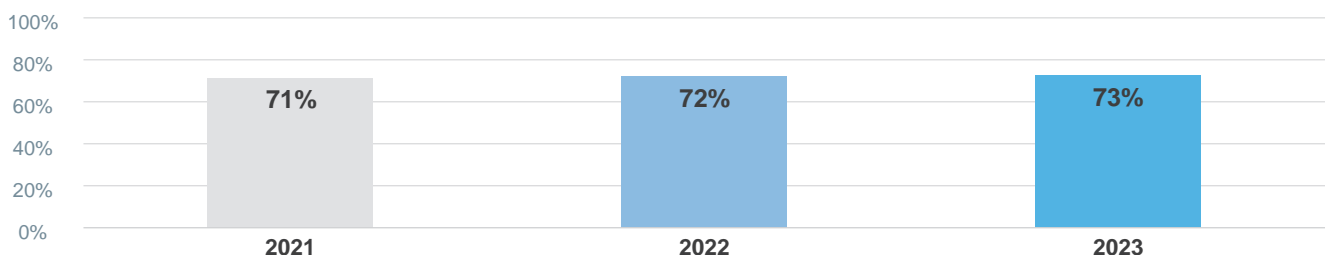


Q23. Patient could get further advice from a different healthcare professional before making decisions about their treatment options



CARE PLANNING

Q24. Patient was definitely able to have a discussion about their needs or concerns prior to treatment



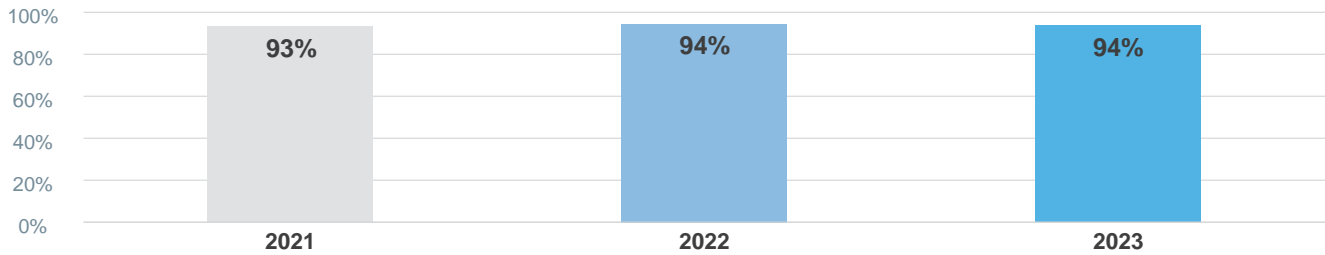
Year on year charts

* Indicates where a score is not available due to suppression or a low base size.

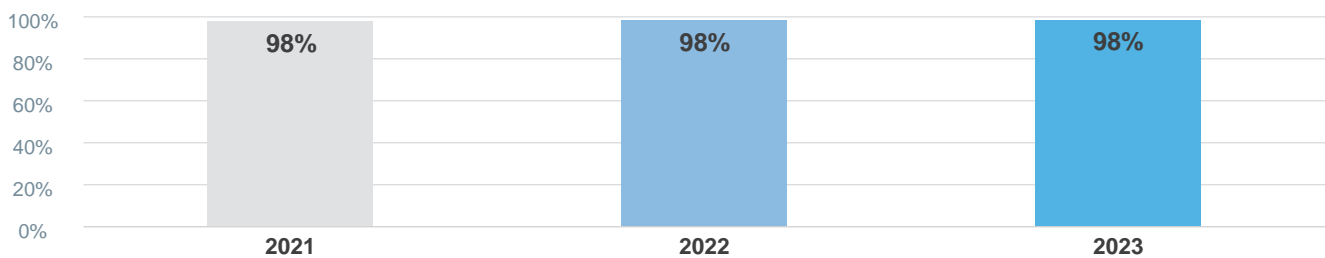
** No score available for these years.

The scores are unadjusted and based on England scores only.

Q25. A member of their care team helped the patient create a care plan to address any needs or concerns

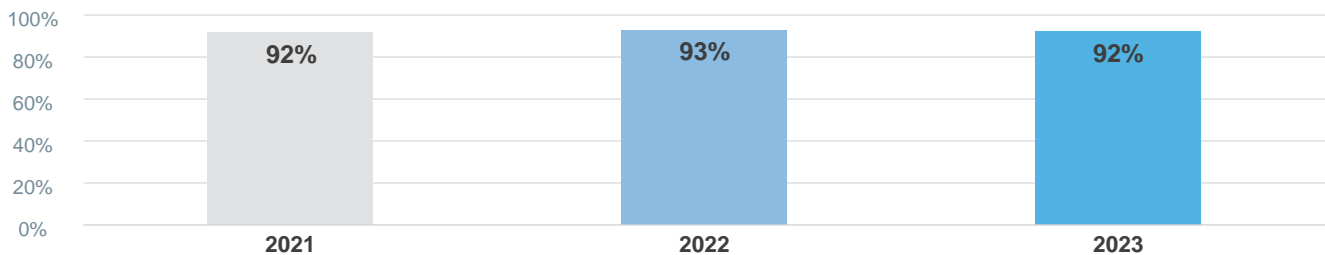


Q26. Care team reviewed the patient's care plan with them to ensure it was up to date

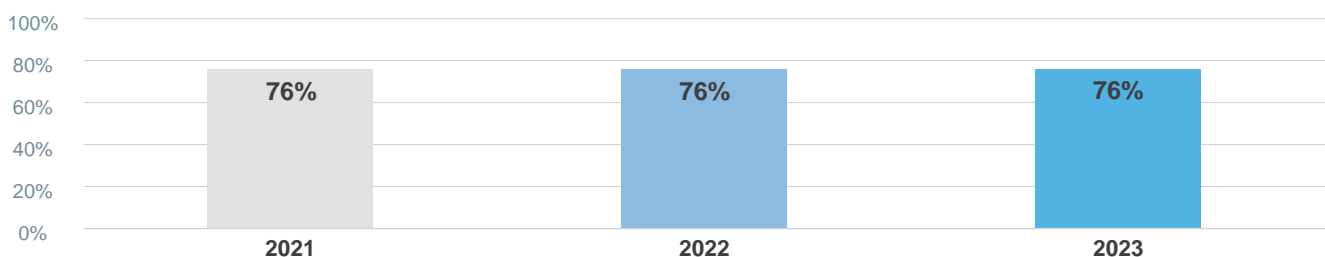


SUPPORT FROM HOSPITAL STAFF

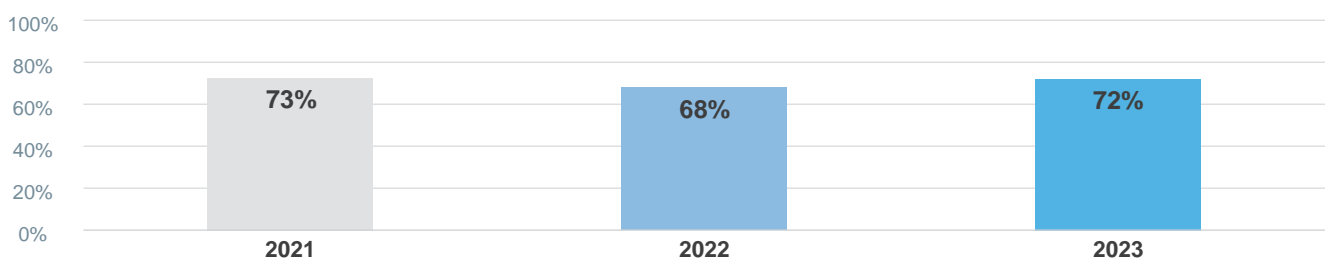
Q27. Staff provided the patient with relevant information on available support



Q28. Patient definitely got the right level of support for their overall health and well being from hospital staff



Q29. Patient was offered information about how to get financial help or benefits



Year on year charts

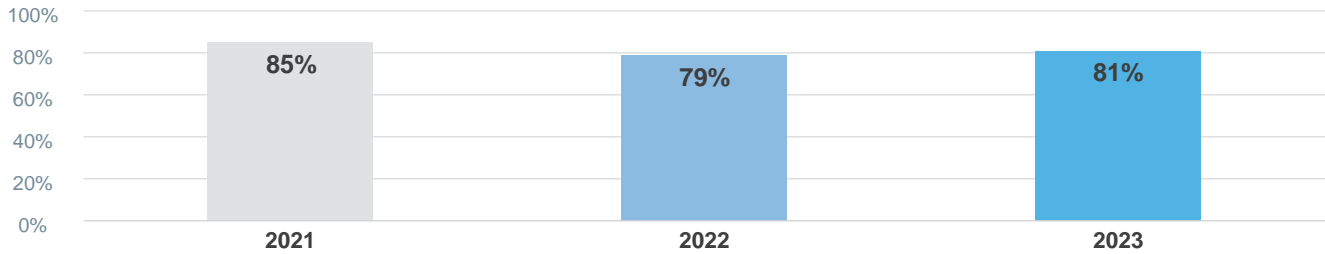
* Indicates where a score is not available due to suppression or a low base size.

** No score available for these years.

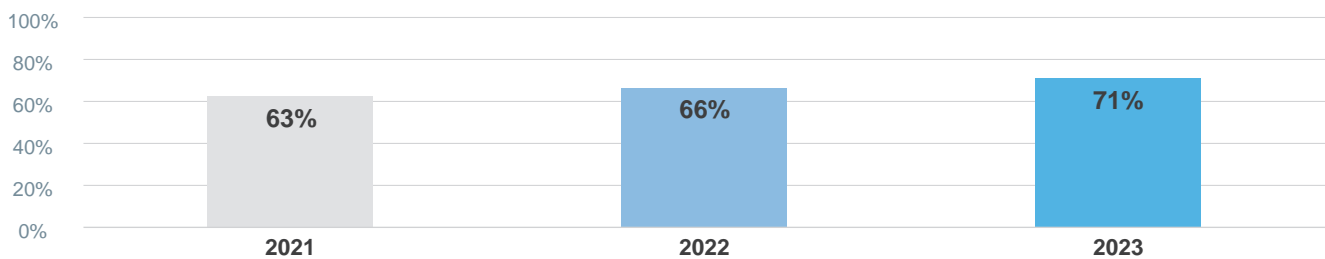
The scores are unadjusted and based on England scores only.

HOSPITAL CARE

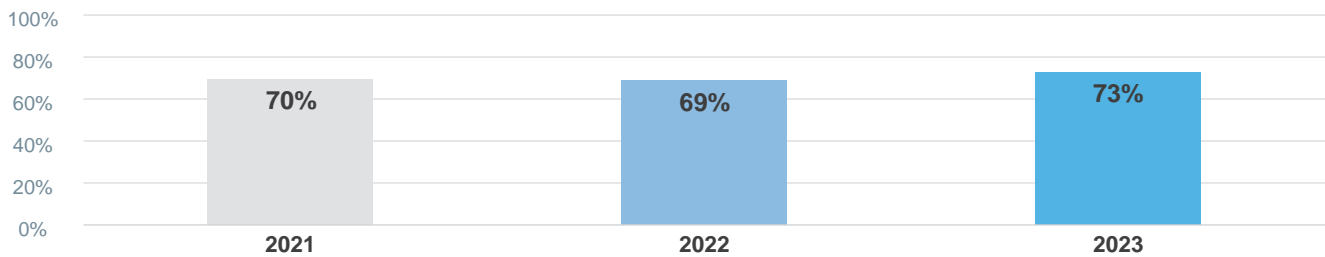
Q31. Patient had confidence and trust in all of the team looking after them during their stay in hospital



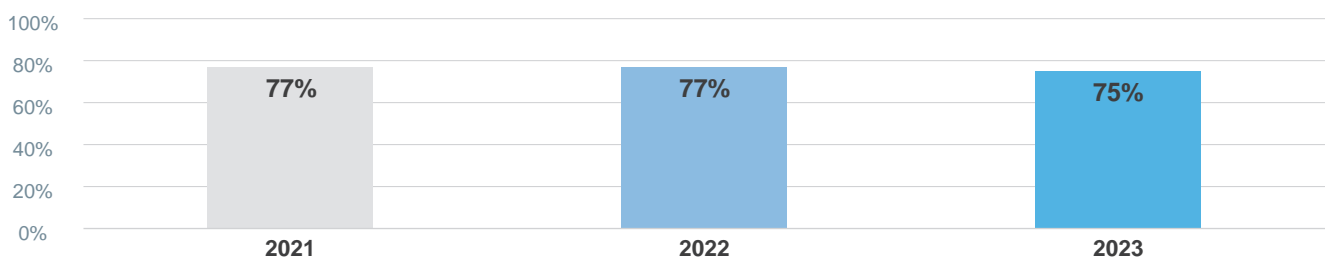
Q32. Patient's family, or someone close, was definitely able to talk to a member of the team looking after the patient in hospital



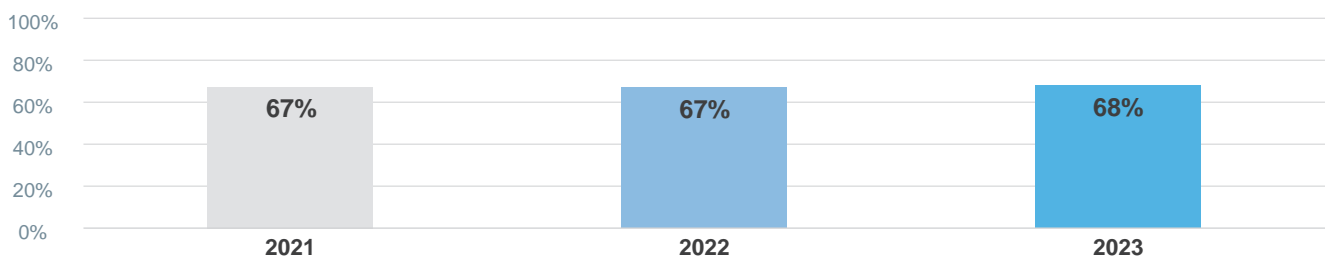
Q33. Patient was always involved in decisions about their care and treatment whilst in hospital



Q34. Patient was always able to get help from ward staff when needed



Q35. Patient was always able to discuss worries and fears with hospital staff

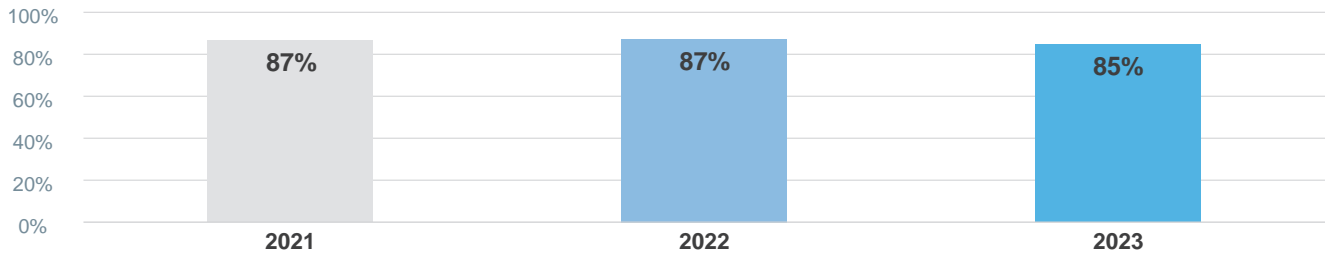


Year on year charts

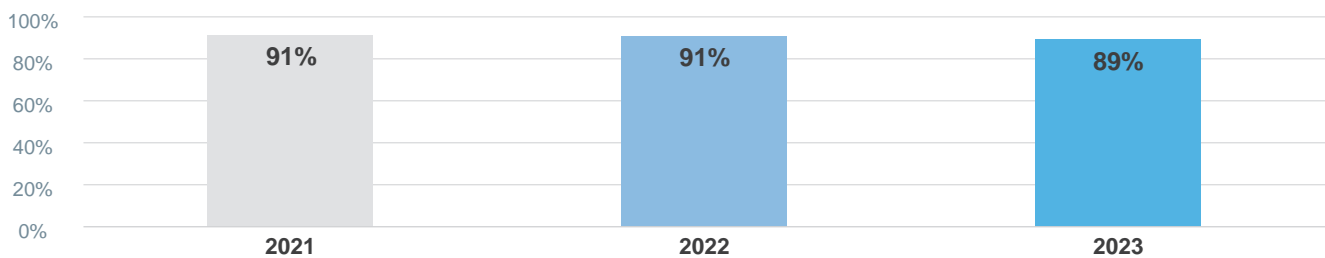
* Indicates where a score is not available due to suppression or a low base size. ** No score available for these years.

The scores are unadjusted and based on England scores only.

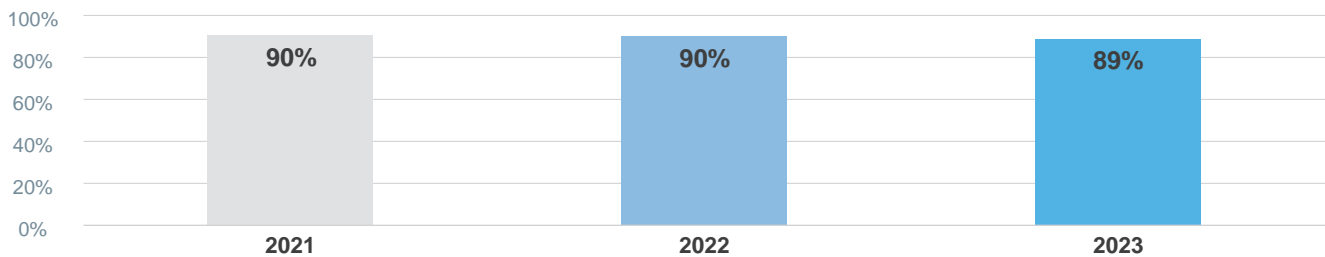
Q36. Hospital staff always did everything they could to help the patient control pain



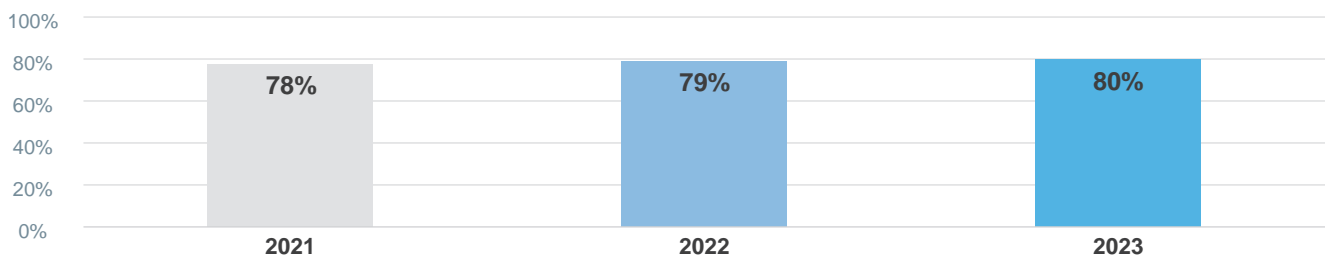
Q37. Patient was always treated with respect and dignity while in hospital



Q38. Patient received easily understandable information about what they should or should not do after leaving hospital

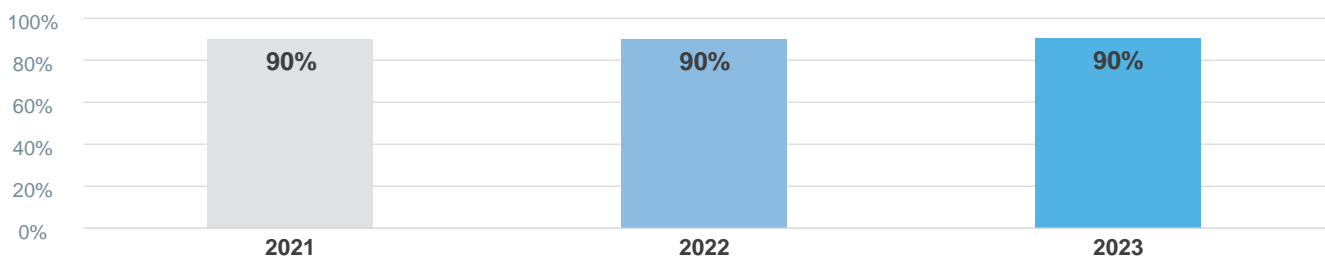


Q39. Patient was always able to discuss worries and fears with hospital staff while being treated as an outpatient or day case



YOUR TREATMENT

Q41_1. Beforehand patient completely had enough understandable information about surgery



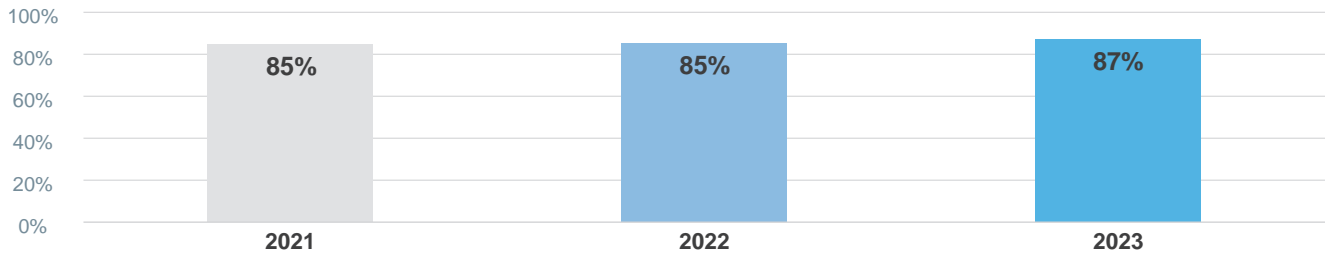
Year on year charts

* Indicates where a score is not available due to suppression or a low base size.

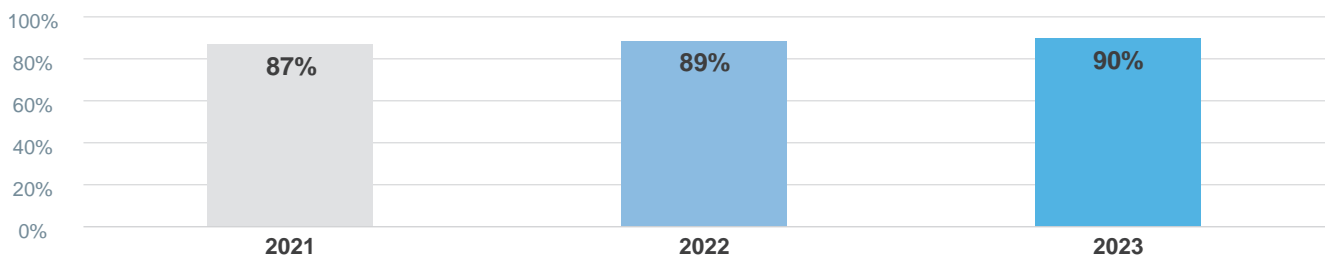
** No score available for these years.

The scores are unadjusted and based on England scores only.

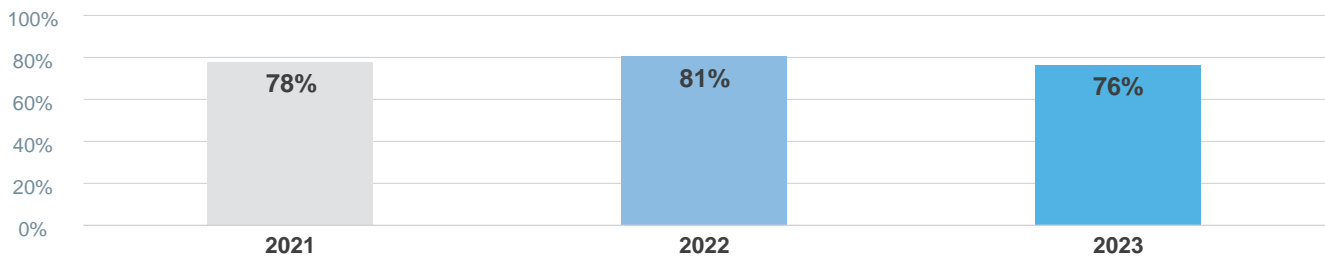
Q41_2. Beforehand patient completely had enough understandable information about chemotherapy



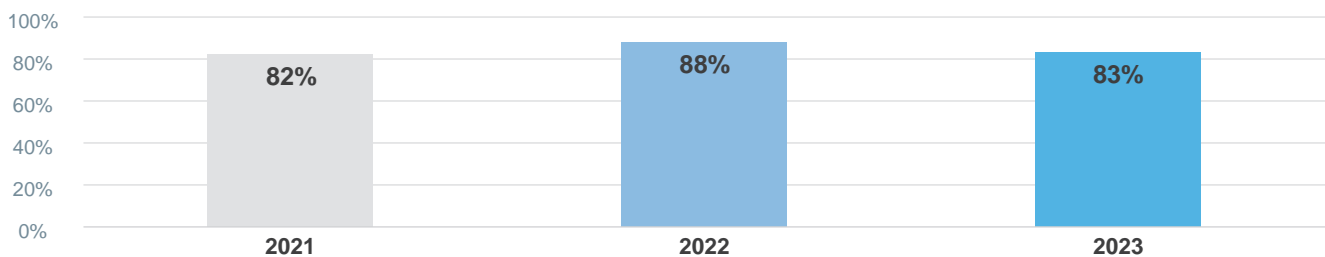
Q41_3. Beforehand patient completely had enough understandable information about radiotherapy



Q41_4. Beforehand patient completely had enough understandable information about hormone therapy



Q41_5. Beforehand patient completely had enough understandable information about immunotherapy



Q42_1. Patient completely had enough understandable information about their response to surgery



Year on year charts

* Indicates where a score is not available due to suppression or a low base size.

** No score available for these years.

The scores are unadjusted and based on England scores only.

Q42_2. Patient completely had enough understandable information about their response to chemotherapy



Q42_3. Patient completely had enough understandable information about their response to radiotherapy



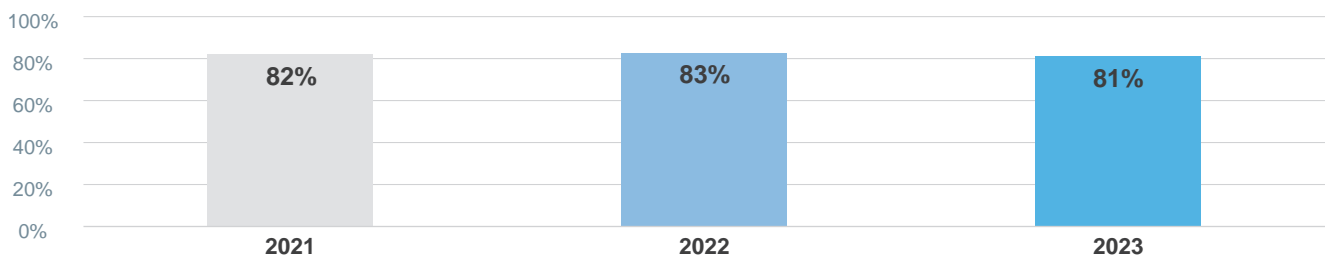
Q42_4. Patient completely had enough understandable information about their response to hormone therapy



Q42_5. Patient completely had enough understandable information about their response to immunotherapy



Q43. Patient felt the length of waiting time at clinic and day unit for cancer treatment was about right



Year on year charts

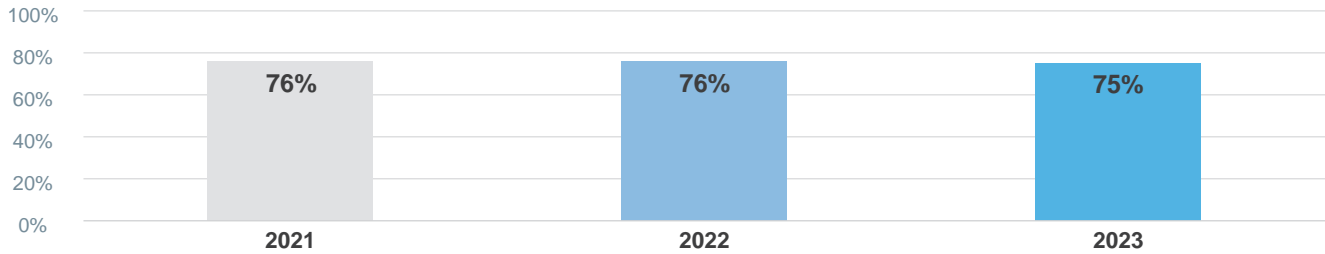
* Indicates where a score is not available due to suppression or a low base size.

** No score available for these years.

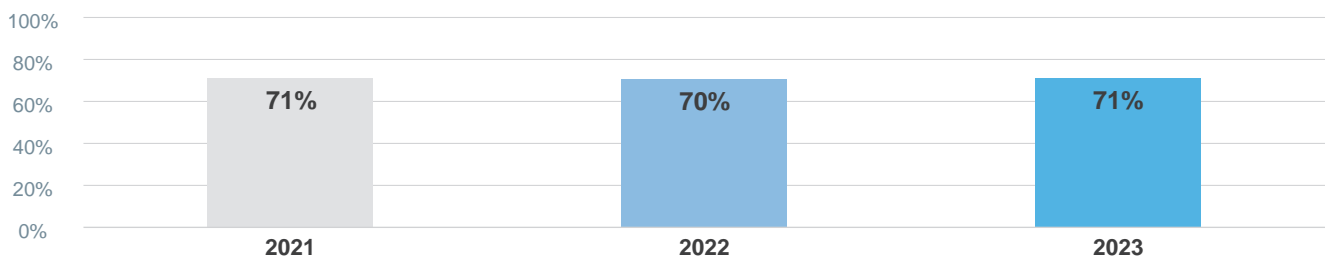
The scores are unadjusted and based on England scores only.

IMMEDIATE AND LONG TERM SIDE EFFECTS

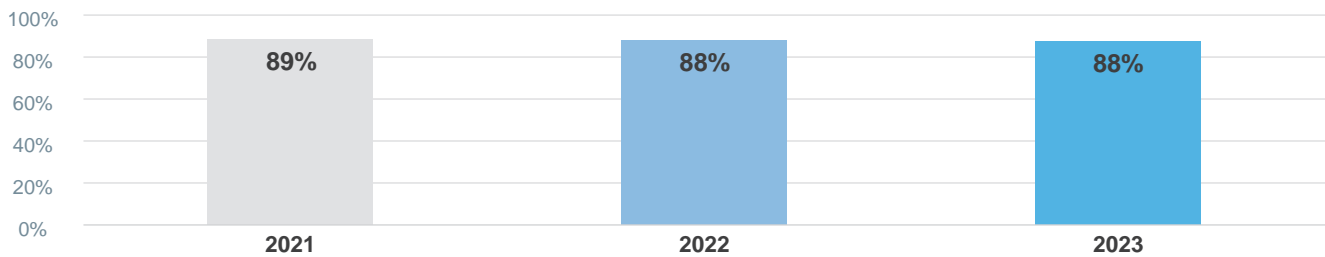
Q44. Possible side effects from treatment were definitely explained in a way the patient could understand



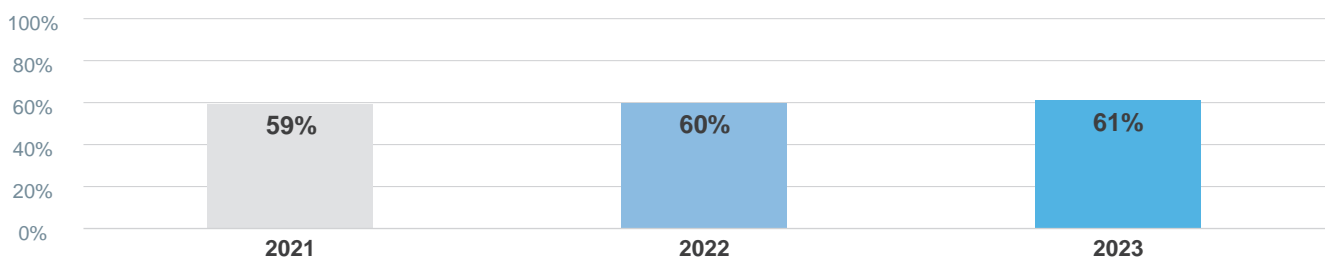
Q45. Patient was always offered practical advice on dealing with any immediate side effects from treatment



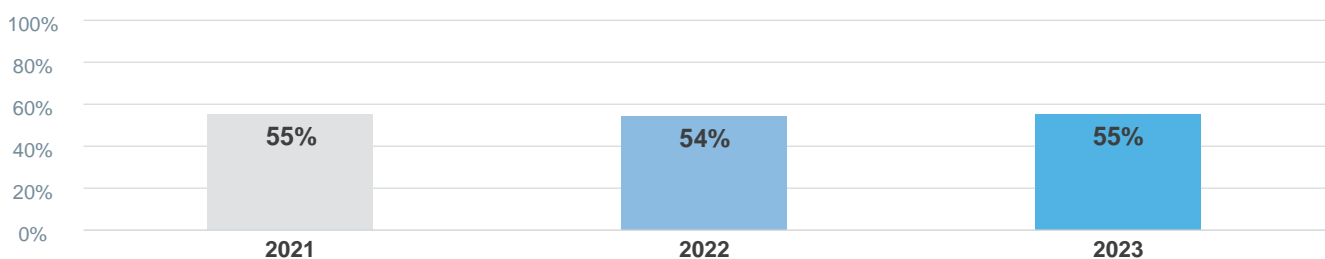
Q46. Patient was given information that they could access about support in dealing with immediate side effects from treatment



Q47. Patient felt possible long-term side effects were definitely explained in a way they could understand in advance of their treatment



Q48. Patient was definitely able to discuss options for managing the impact of any long-term side effects



Year on year charts

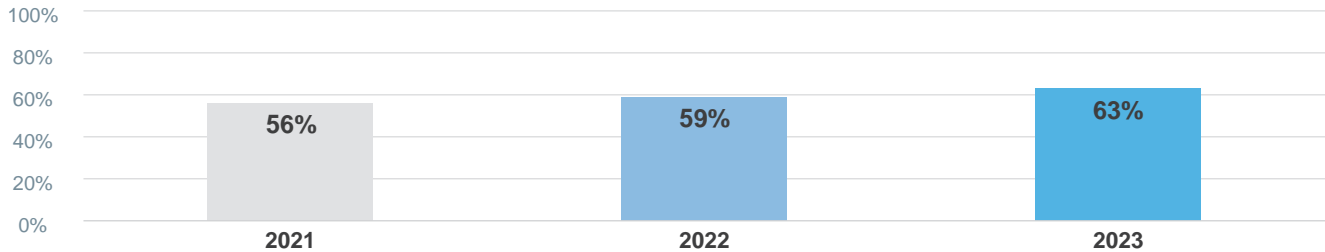
* Indicates where a score is not available due to suppression or a low base size.

** No score available for these years.

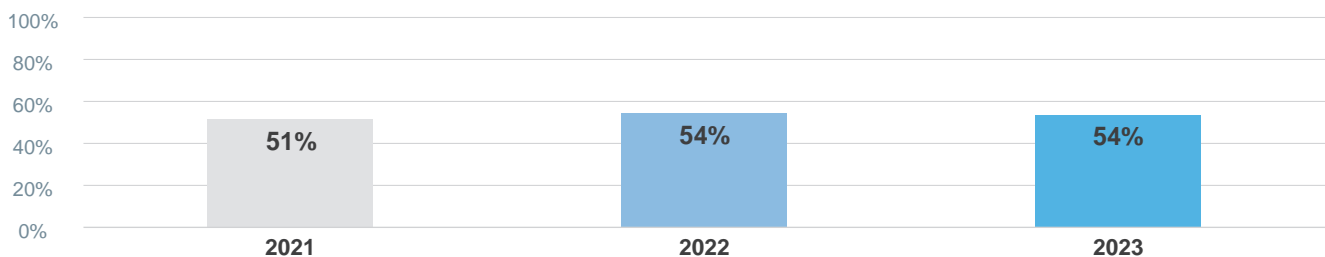
The scores are unadjusted and based on England scores only.

SUPPORT WHILE AT HOME

Q49. Care team gave family, or someone close, all the information needed to help care for the patient at home

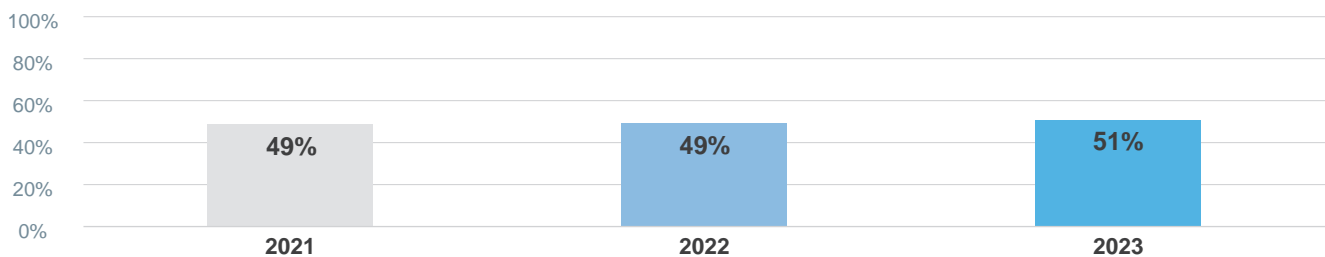


Q50. During treatment, the patient definitely got enough care and support at home from community or voluntary services

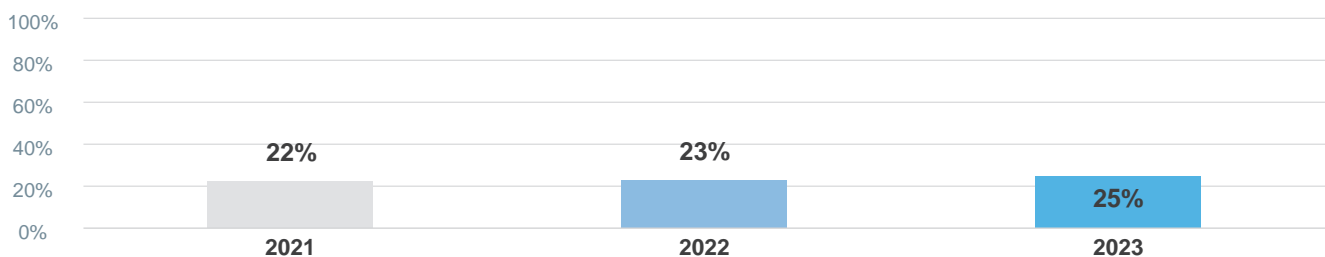


CARE FROM YOUR GP PRACTICE

Q51. Patient definitely received the right amount of support from their GP practice during treatment

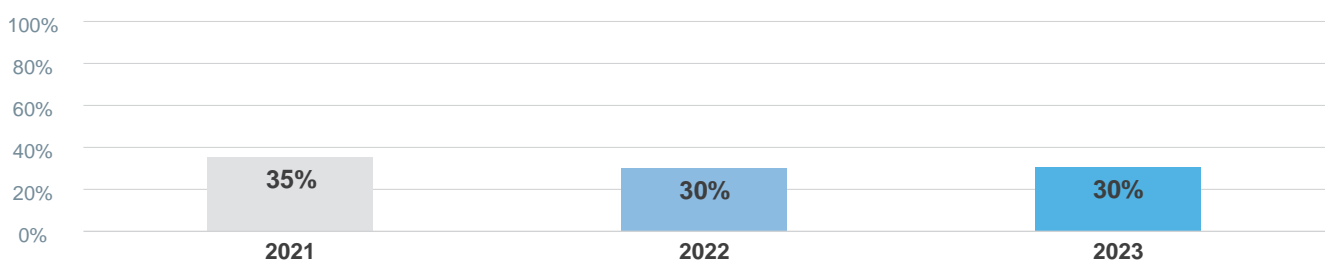


Q52. Patient has had a review of cancer care by GP practice



LIVING WITH AND BEYOND CANCER

Q53. After treatment, the patient definitely could get enough emotional support at home from community or voluntary services



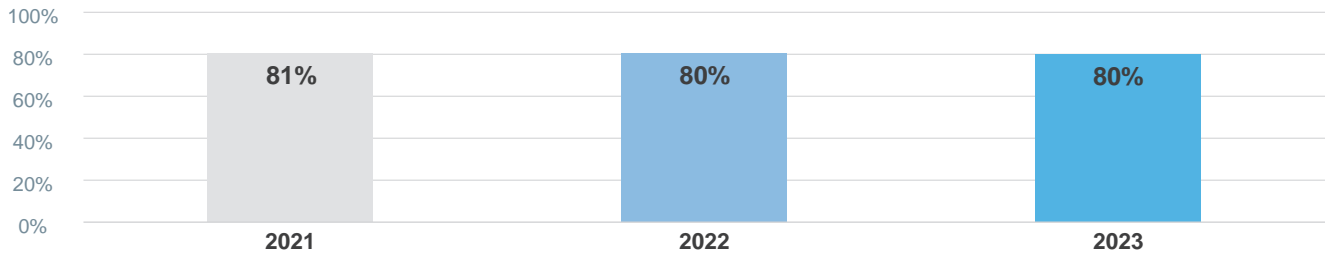
Year on year charts

* Indicates where a score is not available due to suppression or a low base size.

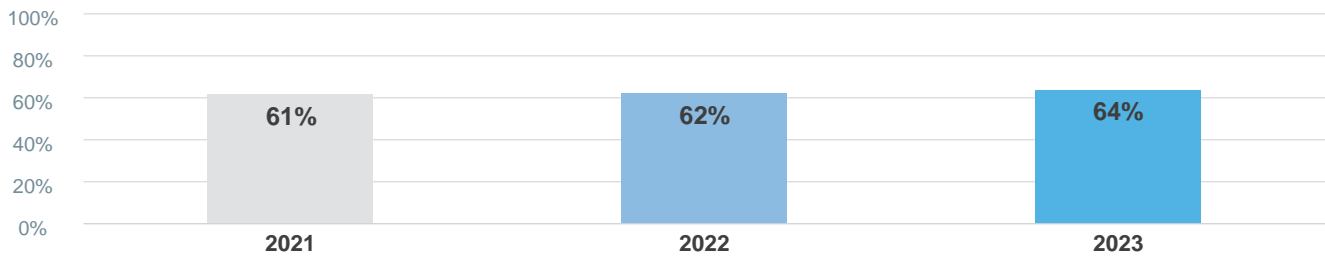
** No score available for these years.

The scores are unadjusted and based on England scores only.

Q54. The right amount of information and support was offered to the patient between final treatment and the follow up appointment

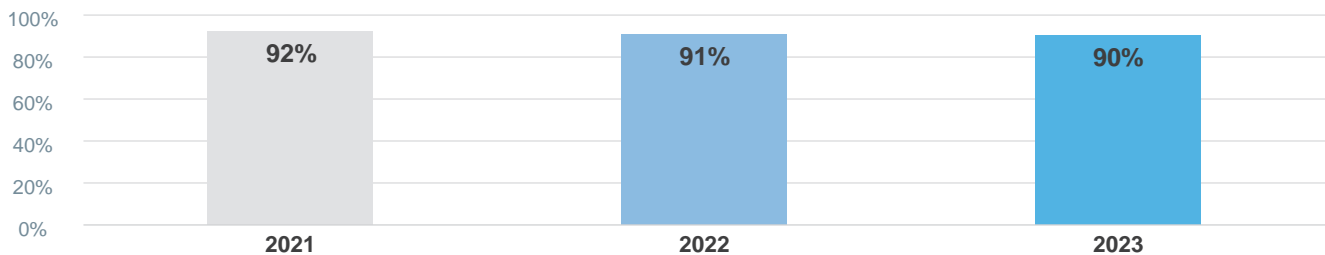


Q55. Patient was given enough information about the possibility and signs of cancer coming back or spreading

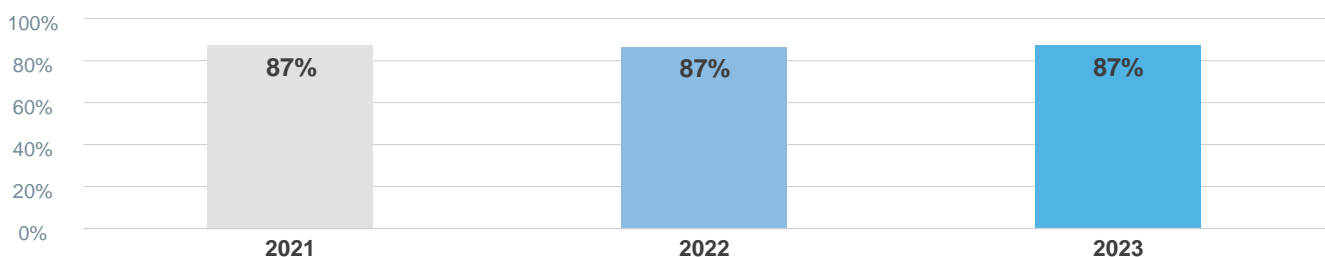


YOUR OVERALL NHS CARE

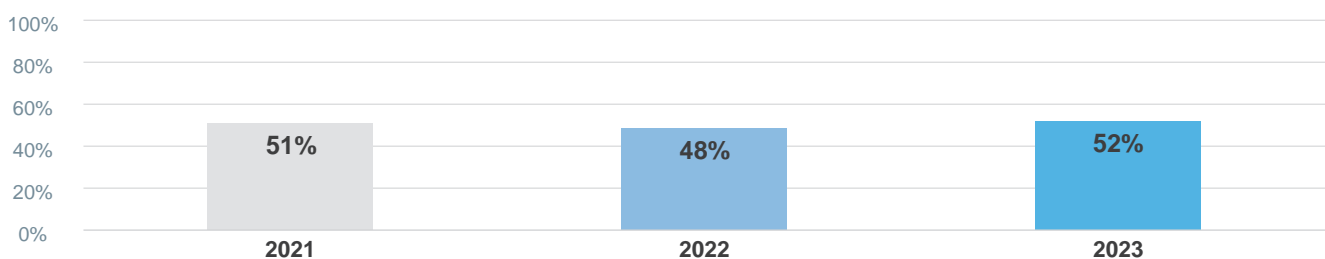
Q56. The whole care team worked well together



Q57. Administration of care was very good or good



Q58. Cancer research opportunities were discussed with patient



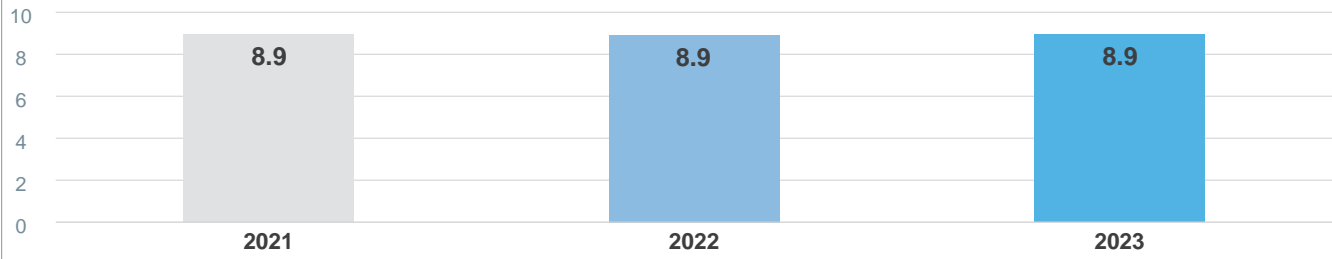
Year on year charts

* Indicates where a score is not available due to suppression or a low base size.




** No score available for these years.

The scores are unadjusted and based on England scores only.

Q59. Patient's average rating of care scored from very poor to very good



Trust expected range summary

Data labels relate to the number of scores that fell below, within and above the expected range		Number of scores below the lower expected range
		Number of scores between the upper and lower expected ranges
		Number of scores above the upper expected range

Trust		Expected range classification	
RTH	Oxford University Hospitals NHS Foundation Trust	43	18
RXQ	Buckinghamshire Healthcare NHS Trust	4	56
RHW	Royal Berkshire NHS Foundation Trust	9	50
RN3	Great Western Hospitals NHS Foundation Trust	13	46