

Cancer Patient Experience Survey

2023 Results

**The Shrewsbury and Telford Hospital
NHS Trust**

Published July 2024

Contents

Executive summary	3
Introduction	4
Methodology	4
Understanding the results	5
Further information	7
Response rate	8
Expected range charts	10
Comparability tables	14
Tumour group tables	18
Age group tables	23
Male/Female/Non-binary/Other tables	27
Ethnicity tables	32
IMD quintile tables	36
Long-term condition status tables	40
Year on year charts	44

Executive summary

Questions above expected range

	Case mix adjusted scores			National score
	2023 score	Lower expected range	Upper expected range	
Q27. Staff provided the patient with relevant information on available support	94%	89%	93%	91%
Q51. Patient definitely received the right amount of support from their GP practice during treatment	51%	42%	51%	46%
Q52. Patient has had a review of cancer care by GP practice	28%	20%	26%	23%

Questions below expected range

	Case mix adjusted scores			National score
	2023 score	Lower expected range	Upper expected range	
Q6. Diagnostic test staff appeared to completely have all the information they needed about the patient	79%	81%	86%	83%
Q7. Patient felt the length of time waiting for diagnostic test results was about right	69%	74%	82%	78%
Q41_1. Beforehand patient completely had enough understandable information about surgery	86%	87%	93%	90%
Q42_1. Patient completely had enough understandable information about their response to surgery	82%	83%	90%	86%

Introduction

The National Cancer Patient Experience Survey 2023 is the thirteenth iteration of the survey first undertaken in 2010. It has been designed to monitor progress on cancer care; to provide information to drive local quality improvements; to assist commissioners and providers of cancer care; and to inform the work of the various charities and stakeholder groups supporting cancer patients.

The survey was undertaken by Picker on behalf of NHS England and it was overseen by a national Cancer Patient Experience Advisory Group. This Advisory Group set the principles and objectives of the survey programme and guided questionnaire development. The survey was commissioned and managed by NHS England. The survey provider, Picker, is responsible for designing, running and analysing the survey.

The 2023 survey involved 132 NHS Trusts. Out of 121,121 people, 63,428 people responded to the survey, yielding a response rate of 52%.

Methodology

Eligibility, fieldwork and survey methods

The sample for the survey included all adult (aged 16 and over) NHS patients, with a confirmed primary diagnosis of cancer, discharged from an NHS Trust after an inpatient episode or day case attendance for cancer related treatment in the months of April, May and June 2023. The fieldwork for the survey was undertaken between November 2023 and February 2024.

As in the previous eight years, the survey used a mixed mode methodology. Questionnaires were sent by post, with two reminders where necessary, but also included an option to complete the questionnaire online. A Freephone helpline and email was available for respondents to opt out, ask questions about the survey, enable them to complete their questionnaire over the phone and provide access to a translation and interpreting facility for those whose first language was not English.

Note on question comparability

The questionnaire was redeveloped for the 2021 National Cancer Patient Experience Survey. Year on year comparisons between 2021, 2022 and 2023 are included in this report for most questions. A review of the questionnaire in 2023 saw four changes being made:

- The question text for Q23 and Q42 were amended. These questions are no longer deemed comparable to 2021 and 2022.
- The long-term condition question (Q67) was amended to include “Autism or autism spectrum condition” as a response option. And the “Neurological condition” answer option was updated to include an example condition changing it to “Neurological condition, such as epilepsy”. These changes see the answer option “Neurological condition, such as epilepsy” as no longer being deemed comparable to 2021 and 2022.
- The ethnic group question (Q71) was amended to include “Roma” as an answer option. The ethnic group question is still deemed comparable to 2021 and 2022.

Case-mix adjustment

Both unadjusted and adjusted scores are presented in this report. Case-mix adjusted scores allow us to account for the impact that differing patient populations might have on results. By using the case-mix adjusted estimates we can obtain a greater understanding of how a Trust is performing given their patient population. The factors taken into account in this case-mix adjustment are Male/Female/Non-binary/Other, age, ethnicity, deprivation, and cancer type.

Unadjusted data should be used to see the actual responses from patients relating to the Trust. Case-mix adjusted data, together with expected ranges, should be used to understand whether the results are significantly higher or lower than national results taking account of the patient mix.

Scoring methodology

Sixty-one questions from the questionnaire are scored as these questions relate directly to patient experience. For all but one question (Q59), the score shows the percentage of respondents who gave

the most favourable response to a question. For Q59, respondents rate their overall care on a scale of 0 to 10, of which the average was calculated for this question's score. The percentages in this report have been rounded to the nearest percentage point. Therefore, in some cases the figures do not appear to add up to 100%.

In 2022, following a review of the scoring methodology, a change was made to the scoring of Q12 such that the response option "No, I was told by letter or email" is no longer considered neutral and is now scored as negative.

Statistical significance

In the reporting of 2023 results, appropriate statistical tests have been undertaken to identify unadjusted scores for which the change over time is 'statistically significant'. A statistically significant difference means that the change in the result is very unlikely to have occurred by chance.

Suppression

Data is suppressed for two reasons: to ensure unreliable results based on very small numbers of respondents are not released, and to prevent individuals being identifiable in the data.

In cases where a result is based on fewer than 10 responses, the result has been suppressed. For example, where fewer than 10 people answered a question from a particular Trust, the results are not shown for that question for that Trust.

For Trusts with an eligible population of 1,000 or fewer, data relating to the respondent and their condition has been suppressed where 5 people or fewer were in a particular category. In instances where only one has been suppressed, the next lowest category has been suppressed to prevent back calculation from the total number of responses.

Additional suppression

Additional suppression happens if only **one** Trust has a score suppressed. If this happens, we will suppress another Trust's results (both the Trust level and sub-group results for the question) based on the next lowest number of respondents for the score. We do this so that the national score cannot be used to work out the score for the individual Trust.

The same rule applies to groups in each sub-group breakdown. For example, if only one Trust has the 85+ age group suppressed for Q25 we will need to suppress another Trust's results for the 85+ age group on Q25. This suppression is based on the 85+ age group with the next lowest number of respondents for Q25.

Understanding the results

This report shows how this Trust scored for each question in the survey compared with national results. It is aimed at helping individual Trusts to understand their performance and identify areas for local improvement. Below is a description of the type of results presented within this report and how to understand them.

Expected range charts

The expected range charts in this report show a bar with the lowest and highest score received for each question nationally. Within this bar, an expected range is given (within the grey bar) and a black diamond represents the actual score for this Trust.

Trusts whose score is above the upper limit of the expected range (in the dark blue) are positive outliers, with a score statistically significantly higher than the national mean. This indicates that the Trust performs better than what Trusts of the same size and demographics are expected to perform. The opposite is true if the score is below the lower limit of the expected range (in the light blue); these are negative outliers. For scores within the expected range (in the grey), the score is what we would expect given the Trust's size and demographics.

Comparability tables

The comparability tables show the 2022 and 2023 unadjusted scores for this Trust for each scored question. The Change 2022-2023 and Change overall columns show whether the scores show a statistically significant variation between years. This is shown between 2022-2023 and as an overall

between 2021-2023. An upwards arrow indicates a statistically significant increase, a downwards arrow indicates a statistically significant decrease and no arrow indicates no statistically significant change.

The adjusted 2023 score will also be presented for each scored question along with the lower and upper expected range and national score. Scores above the upper limit of the expected range will be highlighted dark blue, scores below the lower limit of the expected range will be highlighted light blue, and scores within the lower and upper limit of the expected ranges will be highlighted grey.

Sub-group breakdowns

Unadjusted scores are shown for tumour group, Male/Female/Non-binary/Other, age, IMD quintile, long-term condition status and ethnicity breakdowns. Unadjusted scores for the same sub-group across different Trusts may not be comparable, as they do not account for the impact that differing patient populations might have on results.

Tumour group tables

The tumour group tables show the unadjusted scores for each scored question for each of the 13 tumour groups. Central nervous system is abbreviated as 'CNS' and lower gastrointestinal tract is abbreviated as 'LGT' throughout this report.

Age group tables

The age group tables show the unadjusted scores for each scored question for each of the eight age groups.

Male/Female/Non-binary/Other tables

These tables show the unadjusted scores for the following groups male; female; non-binary; prefer to self-describe; and prefer not to say.

Ethnicity tables

The ethnicity tables show the unadjusted scores for six ethnicity groups.

Long-term condition status tables

The long-term condition status tables show the unadjusted scores for two groups: those who indicate they have one or more long-term conditions and those who indicate that they have no long-term conditions.

IMD quintile tables

The IMD quintile tables show the unadjusted scores for five quintiles based on relative disadvantage, with quintile 1 being the most deprived and quintile 5 being the least deprived.

Year on year charts

The year on year charts show three columns representing the unadjusted scores of the last three years (2021, 2022 and 2023) for each scored question.

National level and England level data

In some cases (343 respondents in 2023), patients from outside England (from Wales, Scotland, Northern Ireland, the Channel Islands or the Isle of Man) are referred to English NHS Trusts for treatment. These patients are described as 'Non-England' in the data.

National level data (England and Non-England) is used for:

- Response rate section
- National column in comparability tables section
- Sub-group tables section (Tumour group tables, Age group tables, Male/Female/Non-binary/Other tables, Ethnicity tables, IMD quintile tables and Long-term condition status tables)

England only level data is used for:

- Expected range charts section (as case-mix adjustment includes IMD data specific to England)
- Comparability tables section
- Year on year charts section.

Further information

This research was carried out in accordance with the international standard for organisations conducting market and social research (accreditation to ISO20252:2019; certificate number GB08/74322). Our statistical practice is regulated by the Office for Statistics Regulation (OSR). OSR sets the standards of trustworthiness, quality, and value in the Code of Practice for Statistics that all producers of official statistics should adhere to. You are welcome to contact us directly with any comments about how we meet these standards. Alternatively, you can contact OSR by emailing regulation@statistics.gov.uk or via the OSR website.

For more information on the methodology, please see the Technical Document. It can be viewed along with the 2023 questionnaire and survey guidance on the website at www.ncpes.co.uk. For all other outputs at Trust level, please see the Excel tables and dashboards at www.ncpes.co.uk.

Response rate

Overall response rate

950 patients responded out of a total of 1,699 patients, resulting in a response rate of 56%.

	Sample size	Adjusted sample	Completed	Response rate
Overall response rate	1,804	1,699	950	56%
National	129,231	121,121	63,438	52%

Respondents by survey type

	Number of respondents
Paper	778
Online	171
Phone	1
Translation service	0
Total	950

Respondents by tumour group

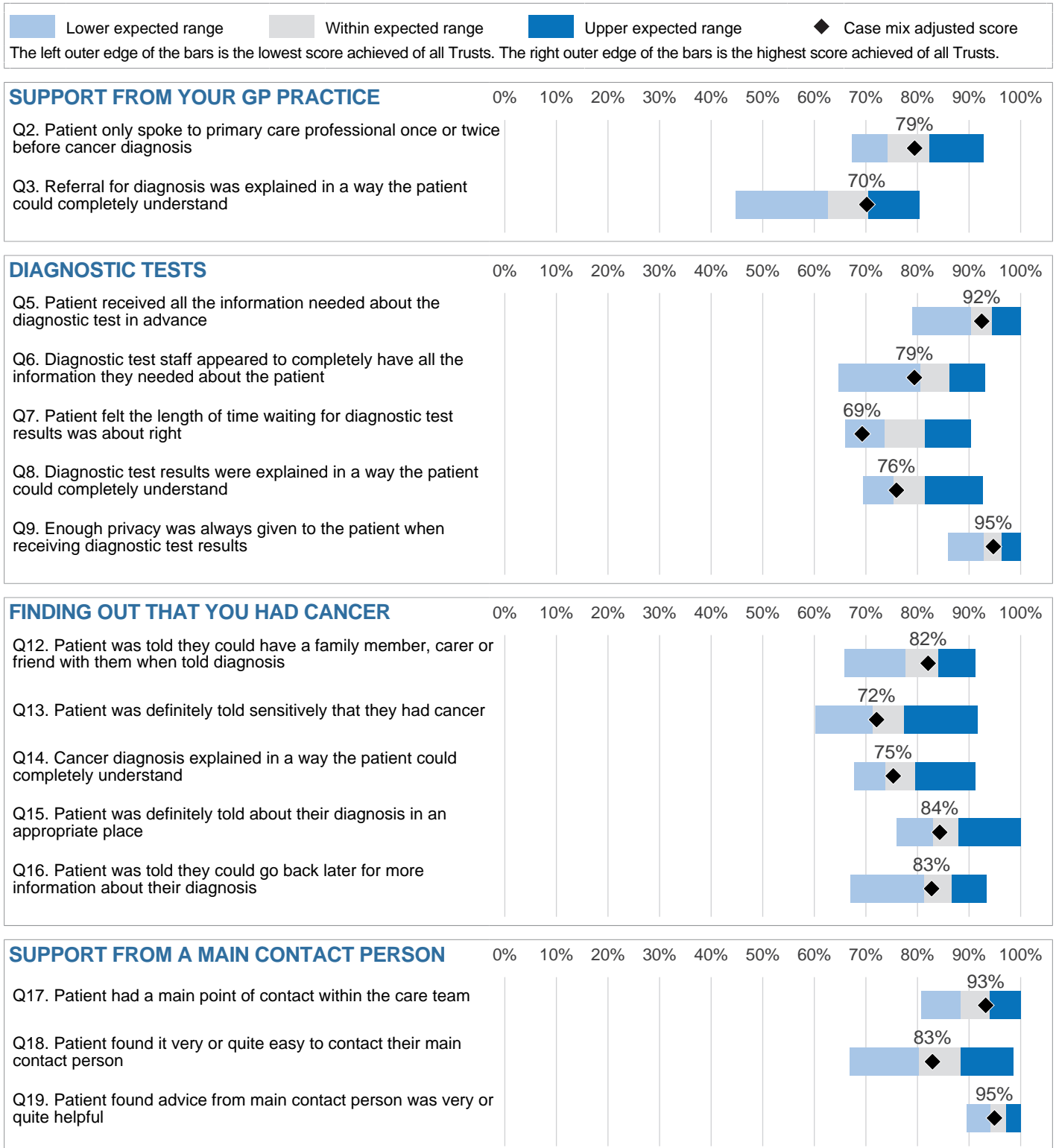
	Number of respondents
Brain / CNS	3
Breast	253
Colorectal / LGT	128
Gynaecological	38
Haematological	107
Head and neck	18
Lung	40
Prostate	140
Sarcoma	1
Skin	9
Upper gastro	33
Urological	76
Other	104
Total	950

Respondents by ethnicity

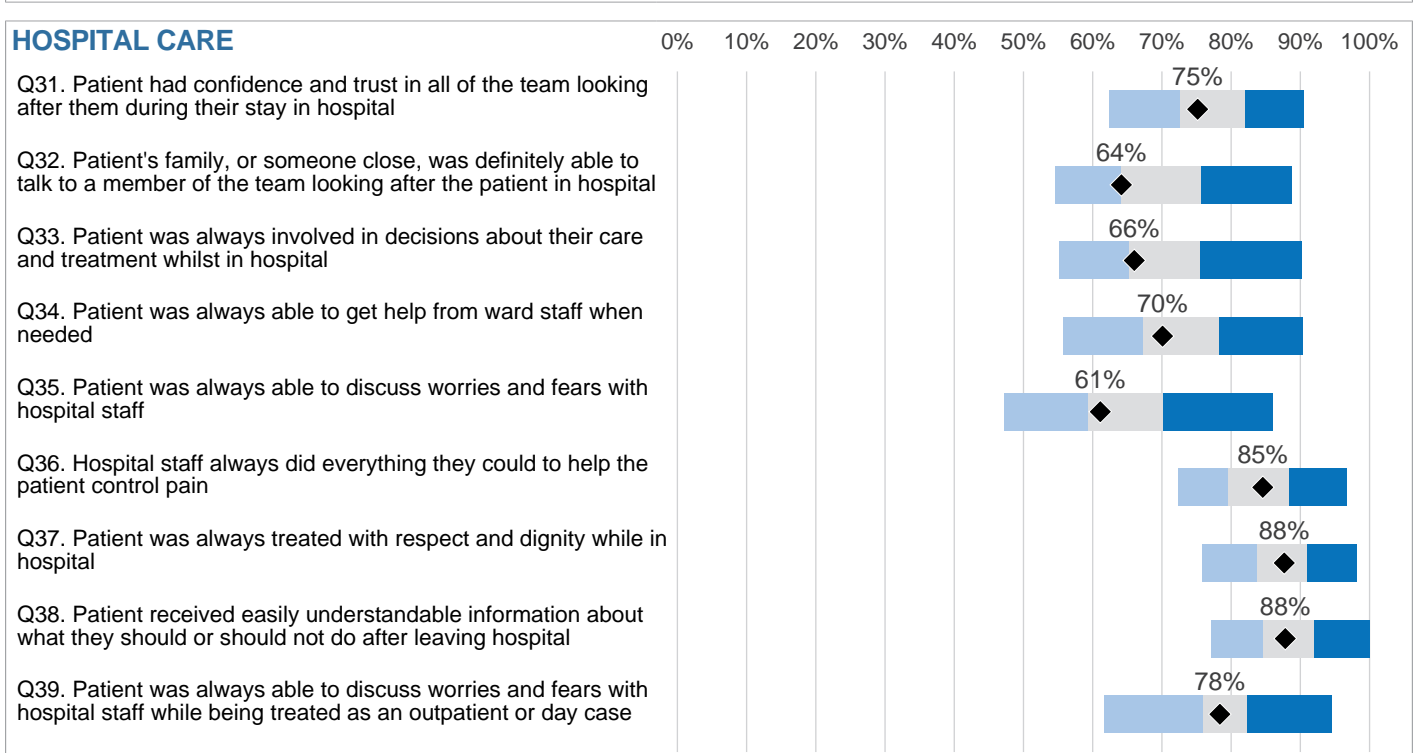
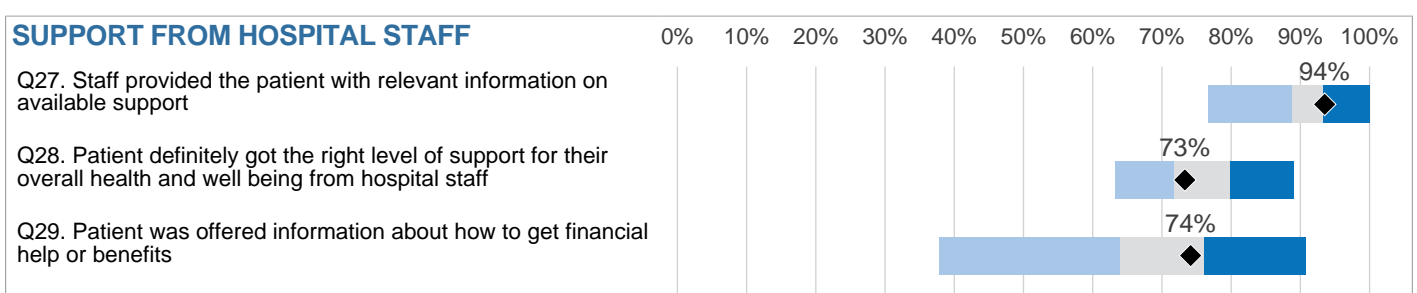
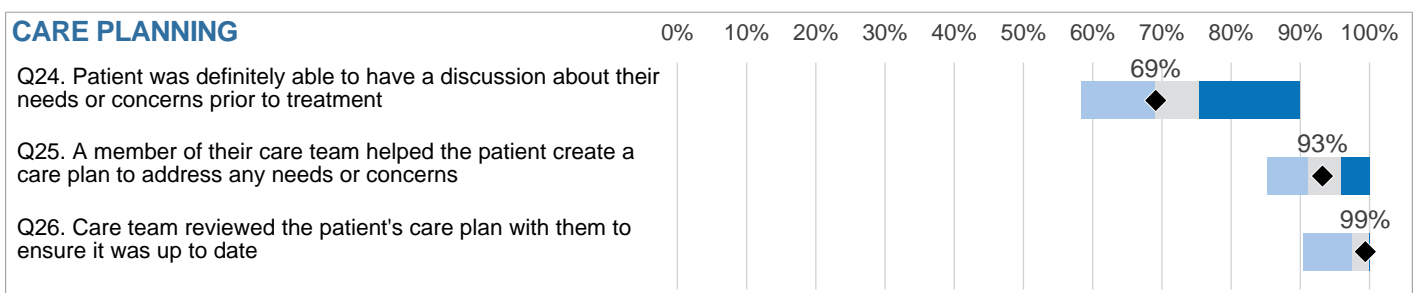
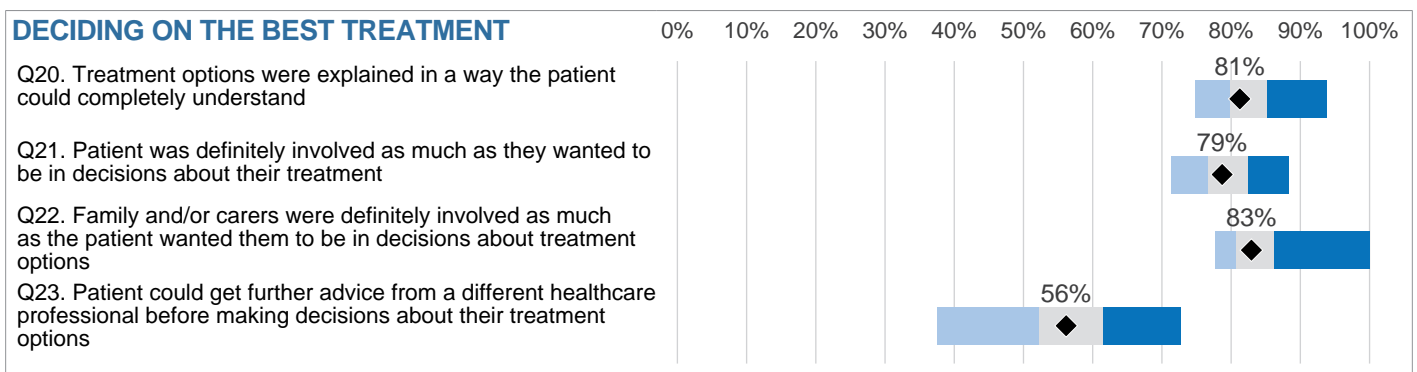
	Number of respondents
White	
English / Welsh / Scottish / Northern Irish / British	847
Irish	*
Gypsy or Irish Traveller	*
Roma	*
Any other White background	9
Mixed / Multiple Ethnic Groups	
White and Black Caribbean	*
White and Black African	*
White and Asian	*
Any other Mixed / multiple ethnic background	*
Asian or Asian British	
Indian	*
Pakistani	*
Bangladeshi	*
Chinese	*
Any other Asian background	*
Black / African / Caribbean / Black British	
African	*
Caribbean	*
Any other Black / African / Caribbean background	*
Other Ethnicity	
Arab	*
Any other ethnic group	*
Not given	
Not given	77
Total	950

* indicates the count is not shown due to suppression


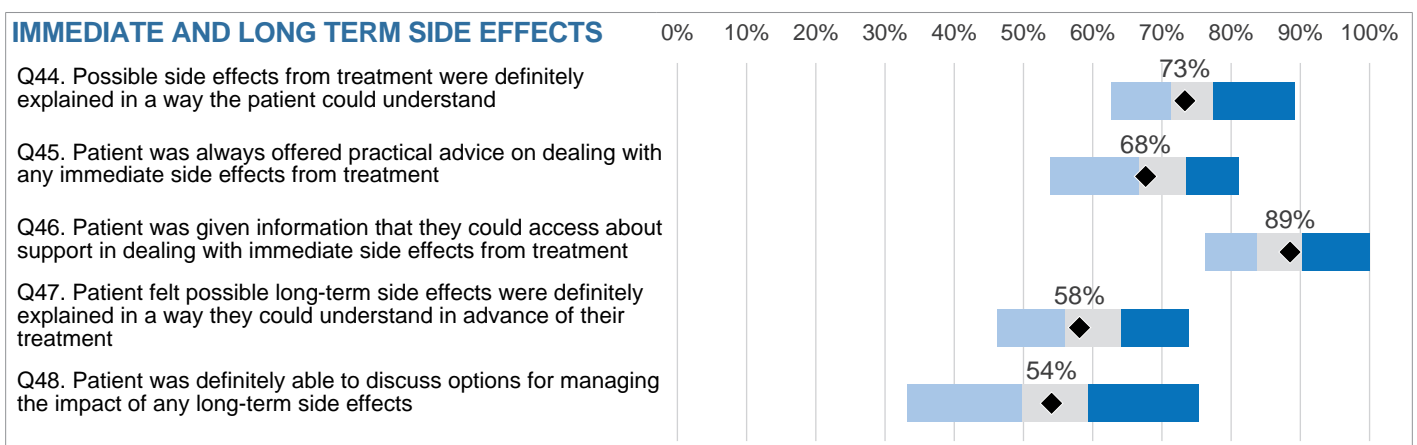
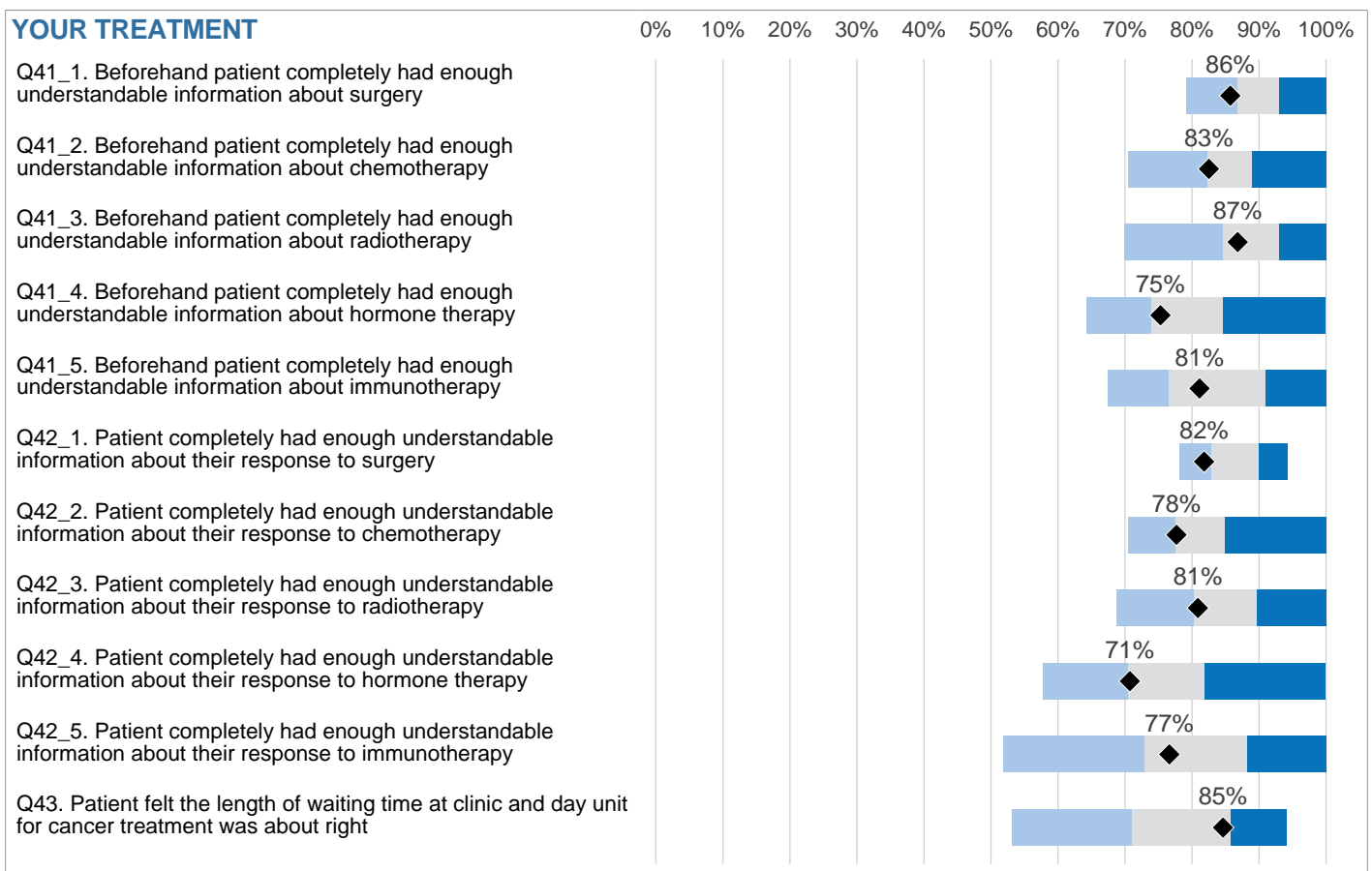
Expected range charts



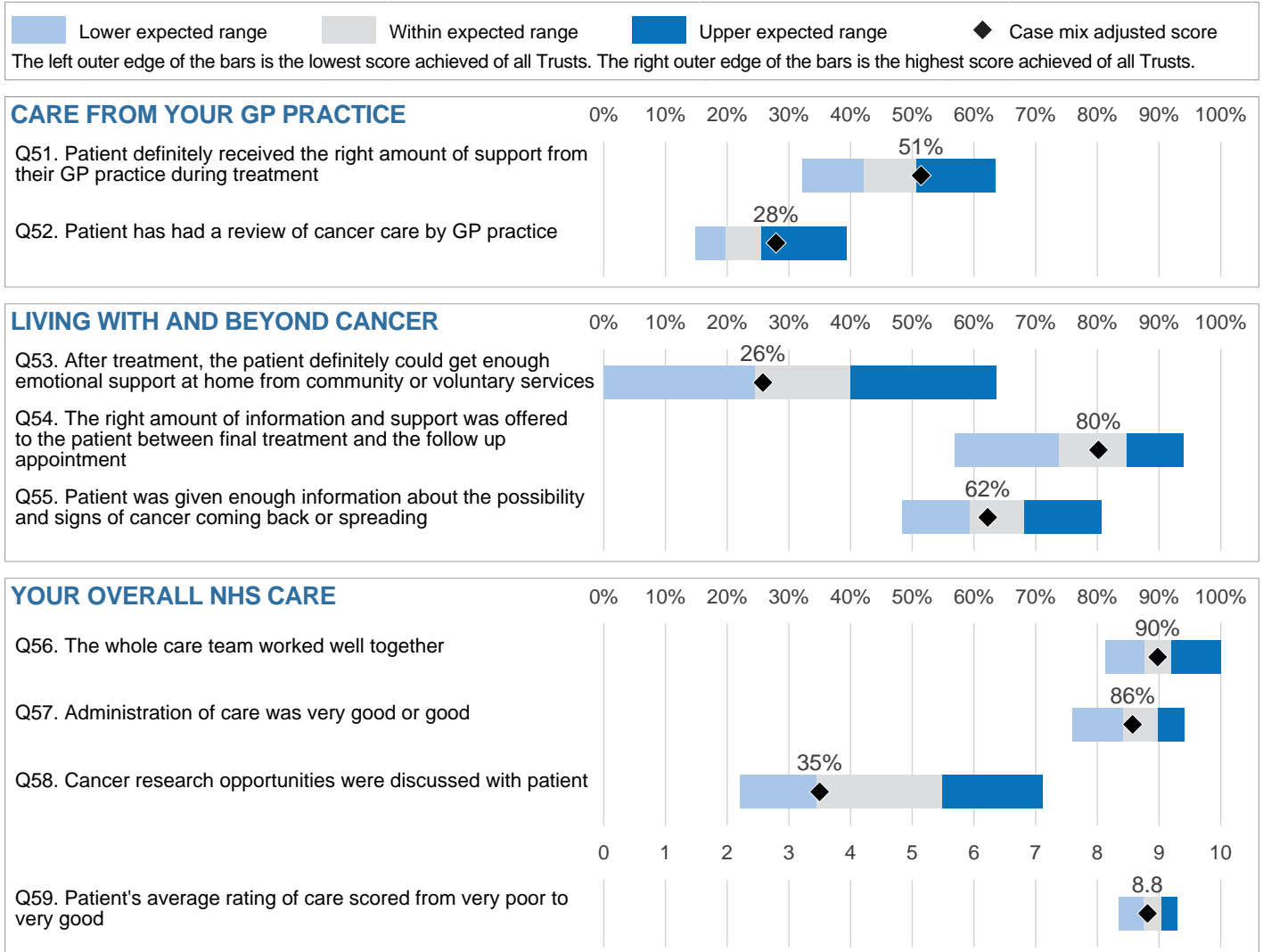
Expected range charts



Expected range charts



Expected range charts



Comparability tables

<p>* Indicates where a score is not available due to suppression or a low base size. ▲ or ▼</p> <p>** No score available for 2022.</p>	<p>Change 2022-2023: Indicates where 2023 score is significantly higher or lower than 2022 score.</p> <p>Change overall: Indicates significant change overall (2021, 2022, and 2023).</p>	<p> Adjusted Score below Lower Expected Range</p> <p> Adjusted Score between Upper and Lower Expected Ranges</p> <p> Adjusted Score above Upper Expected Range</p>
--	---	--

SUPPORT FROM YOUR GP PRACTICE	Unadjusted scores						Case mix adjusted scores			National score
	2022 n	2022 score	2023 n	2023 score	Change 2022-2023	Change overall	2023 score	Lower expected range	Upper expected range	
Q2. Patient only spoke to primary care professional once or twice before cancer diagnosis	379	80%	409	80%			79%	74%	82%	78%
Q3. Referral for diagnosis was explained in a way the patient could completely understand	517	65%	567	71%			70%	63%	70%	67%

DIAGNOSTIC TESTS	Unadjusted scores						Case mix adjusted scores			National score
	2022 n	2022 score	2023 n	2023 score	Change 2022-2023	Change overall	2023 score	Lower expected range	Upper expected range	
Q5. Patient received all the information needed about the diagnostic test in advance	615	92%	666	93%			92%	90%	94%	92%
Q6. Diagnostic test staff appeared to completely have all the information they needed about the patient	642	81%	702	80%			79%	81%	86%	83%
Q7. Patient felt the length of time waiting for diagnostic test results was about right	649	68%	706	70%			69%	74%	82%	78%
Q8. Diagnostic test results were explained in a way the patient could completely understand	645	75%	701	77%			76%	75%	82%	78%
Q9. Enough privacy was always given to the patient when receiving diagnostic test results	647	95%	706	95%			95%	93%	96%	95%

FINDING OUT THAT YOU HAD CANCER	Unadjusted scores						Case mix adjusted scores			National score
	2022 n	2022 score	2023 n	2023 score	Change 2022-2023	Change overall	2023 score	Lower expected range	Upper expected range	
Q12. Patient was told they could have a family member, carer or friend with them when told diagnosis	750	77%	790	83%	▲	▲	82%	78%	84%	81%
Q13. Patient was definitely told sensitively that they had cancer	787	70%	838	73%			72%	71%	77%	74%
Q14. Cancer diagnosis explained in a way the patient could completely understand	792	73%	834	76%			75%	74%	80%	77%
Q15. Patient was definitely told about their diagnosis in an appropriate place	789	84%	837	85%			84%	83%	88%	86%
Q16. Patient was told they could go back later for more information about their diagnosis	689	81%	729	83%			83%	81%	87%	84%

SUPPORT FROM A MAIN CONTACT PERSON	Unadjusted scores						Case mix adjusted scores			National score
	2022 n	2022 score	2023 n	2023 score	Change 2022-2023	Change overall	2023 score	Lower expected range	Upper expected range	
Q17. Patient had a main point of contact within the care team	763	91%	805	93%			93%	88%	94%	91%
Q18. Patient found it very or quite easy to contact their main contact person	629	82%	686	83%			83%	80%	88%	84%
Q19. Patient found advice from main contact person was very or quite helpful	655	95%	708	95%			95%	94%	97%	96%

Comparability tables

* Indicates where a score is not available due to suppression or a low base size. ▲ or ▼

** No score available for 2022.

Change 2022-2023: Indicates where 2023 score is significantly higher or lower than 2022 score.
Change overall: Indicates significant change overall (2021, 2022, and 2023).

	Adjusted Score below Lower Expected Range
	Adjusted Score between Upper and Lower Expected Ranges
	Adjusted Score above Upper Expected Range

DECIDING ON THE BEST TREATMENT	Unadjusted scores						Case mix adjusted scores			National score
	2022 n	2022 score	2023 n	2023 score	Change 2022-2023	Change overall	2023 score	Lower expected range	Upper expected range	
Q20. Treatment options were explained in a way the patient could completely understand	740	81%	786	81%			81%	80%	85%	82%
Q21. Patient was definitely involved as much as they wanted to be in decisions about their treatment	784	75%	827	79%			79%	77%	82%	80%
Q22. Family and/or carers were definitely involved as much as the patient wanted them to be in decisions about treatment options	669	78%	725	83%		▲	83%	81%	86%	83%
Q23. Patient could get further advice from a different healthcare professional before making decisions about their treatment options	**	**	453	56%			56%	52%	61%	57%

CARE PLANNING	Unadjusted scores						Case mix adjusted scores			National score
	2022 n	2022 score	2023 n	2023 score	Change 2022-2023	Change overall	2023 score	Lower expected range	Upper expected range	
Q24. Patient was definitely able to have a discussion about their needs or concerns prior to treatment	696	68%	736	69%			69%	69%	75%	72%
Q25. A member of their care team helped the patient create a care plan to address any needs or concerns	383	93%	415	93%			93%	91%	96%	94%
Q26. Care team reviewed the patient's care plan with them to ensure it was up to date	286	99%	327	99%			99%	98%	100%	99%

SUPPORT FROM HOSPITAL STAFF	Unadjusted scores						Case mix adjusted scores			National score
	2022 n	2022 score	2023 n	2023 score	Change 2022-2023	Change overall	2023 score	Lower expected range	Upper expected range	
Q27. Staff provided the patient with relevant information on available support	690	90%	722	93%			94%	89%	93%	91%
Q28. Patient definitely got the right level of support for their overall health and well being from hospital staff	779	73%	821	73%			73%	72%	80%	76%
Q29. Patient was offered information about how to get financial help or benefits	410	72%	445	73%			74%	64%	76%	70%

Comparability tables

<p>* Indicates where a score is not available due to suppression or a low base size.</p> <p>** No score available for 2022.</p>	<p>▲ or ▼</p> <p>Change 2022-2023: Indicates where 2023 score is significantly higher or lower than 2022 score.</p> <p>Change overall: Indicates significant change overall (2021, 2022, and 2023).</p>	<p> Adjusted Score below Lower Expected Range</p> <p> Adjusted Score between Upper and Lower Expected Ranges</p> <p> Adjusted Score above Upper Expected Range</p>
---	---	---

HOSPITAL CARE	Unadjusted scores						Case mix adjusted scores			National score
	2022 n	2022 score	2023 n	2023 score	Change 2022-2023	Change overall	2023 score	Lower expected range	Upper expected range	
Q31. Patient had confidence and trust in all of the team looking after them during their stay in hospital	274	68%	312	76%			75%	73%	82%	77%
Q32. Patient's family, or someone close, was definitely able to talk to a member of the team looking after the patient in hospital	215	55%	264	64%			64%	64%	76%	70%
Q33. Patient was always involved in decisions about their care and treatment whilst in hospital	268	66%	304	66%			66%	65%	76%	70%
Q34. Patient was always able to get help from ward staff when needed	270	66%	307	70%			70%	67%	78%	73%
Q35. Patient was always able to discuss worries and fears with hospital staff	263	60%	301	61%			61%	59%	70%	65%
Q36. Hospital staff always did everything they could to help the patient control pain	230	81%	261	85%			85%	80%	88%	84%
Q37. Patient was always treated with respect and dignity while in hospital	273	84%	315	88%			88%	84%	91%	87%
Q38. Patient received easily understandable information about what they should or should not do after leaving hospital	267	87%	299	88%			88%	85%	92%	88%
Q39. Patient was always able to discuss worries and fears with hospital staff while being treated as an outpatient or day case	701	77%	737	78%			78%	76%	82%	79%

YOUR TREATMENT	Unadjusted scores						Case mix adjusted scores			National score
	2022 n	2022 score	2023 n	2023 score	Change 2022-2023	Change overall	2023 score	Lower expected range	Upper expected range	
Q41_1. Beforehand patient completely had enough understandable information about surgery	319	88%	364	87%			86%	87%	93%	90%
Q41_2. Beforehand patient completely had enough understandable information about chemotherapy	414	84%	439	82%			83%	82%	89%	86%
Q41_3. Beforehand patient completely had enough understandable information about radiotherapy	193	91%	221	87%			87%	85%	93%	89%
Q41_4. Beforehand patient completely had enough understandable information about hormone therapy	184	80%	218	76%			75%	74%	85%	79%
Q41_5. Beforehand patient completely had enough understandable information about immunotherapy	81	77%	100	81%			81%	77%	91%	84%
Q42_1. Patient completely had enough understandable information about their response to surgery	**	**	359	83%			82%	83%	90%	86%
Q42_2. Patient completely had enough understandable information about their response to chemotherapy	**	**	431	77%			78%	78%	85%	81%
Q42_3. Patient completely had enough understandable information about their response to radiotherapy	**	**	221	81%			81%	80%	90%	85%
Q42_4. Patient completely had enough understandable information about their response to hormone therapy	**	**	212	72%			71%	70%	82%	76%
Q42_5. Patient completely had enough understandable information about their response to immunotherapy	**	**	103	77%			77%	73%	88%	81%
Q43. Patient felt the length of waiting time at clinic and day unit for cancer treatment was about right	780	83%	796	85%			85%	71%	86%	78%

Comparability tables

* Indicates where a score is not available due to suppression or a low base size. ▲ or ▼

** No score available for 2022.

Change 2022-2023: Indicates where 2023 score is significantly higher or lower than 2022 score.
Change overall: Indicates significant change overall (2021, 2022, and 2023).

	Adjusted Score below Lower Expected Range
	Adjusted Score between Upper and Lower Expected Ranges
	Adjusted Score above Upper Expected Range

IMMEDIATE AND LONG TERM SIDE EFFECTS	Unadjusted scores						Case mix adjusted scores			National score
	2022 n	2022 score	2023 n	2023 score	Change 2022-2023	Change overall	2023 score	Lower expected range	Upper expected range	
Q44. Possible side effects from treatment were definitely explained in a way the patient could understand	763	73%	790	73%			73%	71%	77%	74%
Q45. Patient was always offered practical advice on dealing with any immediate side effects from treatment	717	68%	755	67%			68%	67%	73%	70%
Q46. Patient was given information that they could access about support in dealing with immediate side effects from treatment	554	89%	610	89%			89%	84%	90%	87%
Q47. Patient felt possible long-term side effects were definitely explained in a way they could understand in advance of their treatment	697	57%	755	58%			58%	56%	64%	60%
Q48. Patient was definitely able to discuss options for managing the impact of any long-term side effects	614	51%	651	54%			54%	50%	59%	55%

SUPPORT WHILE AT HOME	Unadjusted scores						Case mix adjusted scores			National score
	2022 n	2022 score	2023 n	2023 score	Change 2022-2023	Change overall	2023 score	Lower expected range	Upper expected range	
Q49. Care team gave family, or someone close, all the information needed to help care for the patient at home	506	59%	543	59%			59%	58%	66%	62%
Q50. During treatment, the patient definitely got enough care and support at home from community or voluntary services	278	49%	303	49%			49%	47%	58%	52%

CARE FROM YOUR GP PRACTICE	Unadjusted scores						Case mix adjusted scores			National score
	2022 n	2022 score	2023 n	2023 score	Change 2022-2023	Change overall	2023 score	Lower expected range	Upper expected range	
Q51. Patient definitely received the right amount of support from their GP practice during treatment	507	47%	537	51%			51%	42%	51%	46%
Q52. Patient has had a review of cancer care by GP practice	742	25%	787	27%		▲	28%	20%	26%	23%

LIVING WITH AND BEYOND CANCER	Unadjusted scores						Case mix adjusted scores			National score
	2022 n	2022 score	2023 n	2023 score	Change 2022-2023	Change overall	2023 score	Lower expected range	Upper expected range	
Q53. After treatment, the patient definitely could get enough emotional support at home from community or voluntary services	127	32%	139	26%			26%	25%	40%	32%
Q54. The right amount of information and support was offered to the patient between final treatment and the follow up appointment	284	76%	283	81%			80%	74%	85%	79%
Q55. Patient was given enough information about the possibility and signs of cancer coming back or spreading	613	64%	641	62%			62%	59%	68%	64%

YOUR OVERALL NHS CARE	Unadjusted scores						Case mix adjusted scores			National score
	2022 n	2022 score	2023 n	2023 score	Change 2022-2023	Change overall	2023 score	Lower expected range	Upper expected range	
Q56. The whole care team worked well together	746	87%	772	90%			90%	88%	92%	90%
Q57. Administration of care was very good or good	783	82%	811	86%			86%	84%	90%	87%
Q58. Cancer research opportunities were discussed with patient	479	35%	491	33%			35%	35%	55%	45%
Q59. Patient's average rating of care scored from very poor to very good	758	8.7	800	8.8			8.8	8.7	9.0	8.9

Tumour group tables

* Indicates where a score is not available due to suppression or a low base size.

	Tumour group													
	Brain / CNS	Breast	Colorectal / LGT	Gynaecological	Haematological	Head and neck	Lung	Prostate	Sarcoma	Skin	Upper gastro	Urological	Other	All cancers
Q2. Patient only spoke to primary care professional once or twice before cancer diagnosis	*	97%	78%	78%	62%	75%	65%	82%	*	*	79%	72%	77%	80%
Q3. Referral for diagnosis was explained in a way the patient could completely understand	*	81%	75%	81%	58%	67%	44%	78%	*	*	62%	68%	64%	71%

	Tumour group													
	Brain / CNS	Breast	Colorectal / LGT	Gynaecological	Haematological	Head and neck	Lung	Prostate	Sarcoma	Skin	Upper gastro	Urological	Other	All cancers
Q5. Patient received all the information needed about the diagnostic test in advance	*	92%	97%	81%	89%	100%	89%	92%	*	*	87%	97%	95%	93%
Q6. Diagnostic test staff appeared to completely have all the information they needed about the patient	*	83%	82%	65%	71%	82%	81%	86%	*	*	75%	82%	83%	81%
Q7. Patient felt the length of time waiting for diagnostic test results was about right	*	70%	85%	55%	78%	65%	56%	66%	*	*	72%	72%	60%	70%
Q8. Diagnostic test results were explained in a way the patient could completely understand	*	76%	87%	67%	74%	83%	72%	80%	*	*	73%	83%	71%	78%
Q9. Enough privacy was always given to the patient when receiving diagnostic test results	*	97%	97%	94%	95%	94%	94%	92%	*	*	94%	94%	96%	95%

	Tumour group													
	Brain / CNS	Breast	Colorectal / LGT	Gynaecological	Haematological	Head and neck	Lung	Prostate	Sarcoma	Skin	Upper gastro	Urological	Other	All cancers
Q12. Patient was told they could have a family member, carer or friend with them when told diagnosis	*	85%	90%	79%	80%	94%	79%	77%	*	*	90%	77%	87%	83%
Q13. Patient was definitely told sensitively that they had cancer	*	70%	81%	68%	73%	78%	58%	78%	*	*	72%	76%	70%	73%
Q14. Cancer diagnosis explained in a way the patient could completely understand	*	80%	85%	68%	68%	67%	68%	78%	*	*	72%	83%	72%	77%
Q15. Patient was definitely told about their diagnosis in an appropriate place	*	87%	87%	74%	89%	83%	73%	91%	*	*	88%	84%	80%	86%
Q16. Patient was told they could go back later for more information about their diagnosis	*	89%	86%	56%	84%	88%	81%	89%	*	*	77%	77%	74%	83%

Tumour group tables

* Indicates where a score is not available due to suppression or a low base size.

	Tumour group													
	Brain / CNS	Breast	Colorectal / LGT	Gynaecological	Haematological	Head and neck	Lung	Prostate	Sarcoma	Skin	Upper gastro	Urological	Other	All cancers
Q17. Patient had a main point of contact within the care team	*	93%	92%	89%	97%	89%	90%	95%	*	*	97%	92%	95%	93%
Q18. Patient found it very or quite easy to contact their main contact person	*	83%	92%	71%	92%	100%	82%	82%	*	*	86%	80%	72%	83%
Q19. Patient found advice from main contact person was very or quite helpful	*	92%	98%	90%	99%	100%	94%	95%	*	*	100%	98%	93%	95%

	Tumour group													
	Brain / CNS	Breast	Colorectal / LGT	Gynaecological	Haematological	Head and neck	Lung	Prostate	Sarcoma	Skin	Upper gastro	Urological	Other	All cancers
Q20. Treatment options were explained in a way the patient could completely understand	*	81%	87%	81%	83%	82%	76%	79%	*	*	81%	82%	78%	81%
Q21. Patient was definitely involved as much as they wanted to be in decisions about their treatment	*	83%	80%	70%	72%	78%	85%	79%	*	*	66%	82%	74%	79%
Q22. Family and/or carers were definitely involved as much as the patient wanted them to be in decisions about treatment options	*	81%	84%	86%	83%	82%	80%	86%	*	*	84%	82%	79%	83%
Q23. Patient could get further advice from a different healthcare professional before making decisions about their treatment options	*	51%	61%	65%	65%	36%	50%	54%	*	*	67%	61%	55%	56%

	Tumour group													
	Brain / CNS	Breast	Colorectal / LGT	Gynaecological	Haematological	Head and neck	Lung	Prostate	Sarcoma	Skin	Upper gastro	Urological	Other	All cancers
Q24. Patient was definitely able to have a discussion about their needs or concerns prior to treatment	*	70%	72%	75%	71%	76%	58%	72%	*	*	53%	72%	60%	69%
Q25. A member of their care team helped the patient create a care plan to address any needs or concerns	*	94%	93%	88%	97%	92%	96%	86%	*	*	93%	98%	94%	93%
Q26. Care team reviewed the patient's care plan with them to ensure it was up to date	*	100%	100%	100%	98%	92%	100%	98%	*	*	100%	100%	100%	99%

	Tumour group													
	Brain / CNS	Breast	Colorectal / LGT	Gynaecological	Haematological	Head and neck	Lung	Prostate	Sarcoma	Skin	Upper gastro	Urological	Other	All cancers
Q27. Staff provided the patient with relevant information on available support	*	96%	95%	91%	94%	88%	85%	91%	*	*	93%	96%	90%	93%
Q28. Patient definitely got the right level of support for their overall health and well being from hospital staff	*	71%	73%	64%	79%	78%	67%	77%	*	*	65%	77%	72%	74%
Q29. Patient was offered information about how to get financial help or benefits	*	66%	79%	67%	77%	77%	80%	71%	*	*	74%	74%	63%	72%

Tumour group tables

* Indicates where a score is not available due to suppression or a low base size.

	Tumour group													
	Brain/ CNS	Breast	Colorectal/ LGT	Gynaecological	Haematological	Head and neck	Lung	Prostate	Sarcoma	Skin	Upper gastro	Urological	Other	All cancers
Q31. Patient had confidence and trust in all of the team looking after them during their stay in hospital	*	70%	81%	75%	67%	82%	91%	64%	*	*	69%	77%	81%	76%
Q32. Patient's family, or someone close, was definitely able to talk to a member of the team looking after the patient in hospital	*	55%	80%	60%	66%	73%	55%	45%	*	*	63%	63%	55%	64%
Q33. Patient was always involved in decisions about their care and treatment whilst in hospital	*	70%	72%	75%	43%	64%	73%	71%	*	*	60%	65%	65%	66%
Q34. Patient was always able to get help from ward staff when needed	*	63%	77%	75%	63%	73%	90%	80%	*	*	69%	72%	67%	71%
Q35. Patient was always able to discuss worries and fears with hospital staff	*	57%	73%	75%	52%	64%	60%	71%	*	*	67%	61%	50%	63%
Q36. Hospital staff always did everything they could to help the patient control pain	*	89%	94%	93%	70%	91%	*	81%	*	*	91%	77%	84%	86%
Q37. Patient was always treated with respect and dignity while in hospital	*	86%	90%	94%	81%	91%	91%	92%	*	*	81%	92%	81%	88%
Q38. Patient received easily understandable information about what they should or should not do after leaving hospital	*	84%	93%	93%	77%	91%	100%	80%	*	*	87%	94%	84%	88%
Q39. Patient was always able to discuss worries and fears with hospital staff while being treated as an outpatient or day case	*	75%	83%	62%	82%	78%	79%	84%	*	*	69%	84%	76%	79%

	Tumour group													
	Brain/ CNS	Breast	Colorectal/ LGT	Gynaecological	Haematological	Head and neck	Lung	Prostate	Sarcoma	Skin	Upper gastro	Urological	Other	All cancers
Q41_1. Beforehand patient completely had enough understandable information about surgery	*	84%	90%	86%	*	91%	*	87%	*	*	79%	92%	96%	87%
Q41_2. Beforehand patient completely had enough understandable information about chemotherapy	*	84%	85%	80%	78%	*	80%	83%	*	*	85%	94%	77%	82%
Q41_3. Beforehand patient completely had enough understandable information about radiotherapy	*	88%	85%	*	*	*	85%	86%	*	*	*	*	83%	86%
Q41_4. Beforehand patient completely had enough understandable information about hormone therapy	*	70%	*	*	*	*	*	84%	*	*	*	*	79%	77%
Q41_5. Beforehand patient completely had enough understandable information about immunotherapy	*	83%	*	*	86%	*	50%	*	*	*	*	94%	78%	80%
Q42_1. Patient completely had enough understandable information about their response to surgery	*	81%	85%	77%	*	92%	*	80%	*	*	83%	85%	91%	83%
Q42_2. Patient completely had enough understandable information about their response to chemotherapy	*	79%	74%	78%	84%	*	80%	83%	*	*	69%	87%	75%	79%
Q42_3. Patient completely had enough understandable information about their response to radiotherapy	*	80%	75%	*	*	*	92%	95%	*	*	*	*	76%	81%
Q42_4. Patient completely had enough understandable information about their response to hormone therapy	*	67%	*	*	*	*	*	75%	*	*	*	*	74%	72%
Q42_5. Patient completely had enough understandable information about their response to immunotherapy	*	86%	*	*	86%	*	60%	*	*	*	*	84%	72%	78%
Q43. Patient felt the length of waiting time at clinic and day unit for cancer treatment was about right	*	85%	92%	94%	76%	59%	88%	87%	*	*	83%	86%	91%	86%

Tumour group tables

* Indicates where a score is not available due to suppression or a low base size.

	Tumour group													
	Brain / CNS	Breast	Colorectal / LGT	Gynaecological	Haematological	Head and neck	Lung	Prostate	Sarcoma	Skin	Upper gastro	Urological	Other	All cancers
Q44. Possible side effects from treatment were definitely explained in a way the patient could understand	*	73%	73%	74%	71%	63%	73%	74%	*	*	70%	84%	68%	73%
Q45. Patient was always offered practical advice on dealing with any immediate side effects from treatment	*	67%	61%	72%	78%	75%	69%	61%	*	*	69%	75%	67%	68%
Q46. Patient was given information that they could access about support in dealing with immediate side effects from treatment	*	92%	93%	84%	90%	86%	84%	79%	*	*	96%	85%	95%	89%
Q47. Patient felt possible long-term side effects were definitely explained in a way they could understand in advance of their treatment	*	55%	57%	44%	61%	53%	66%	63%	*	*	64%	55%	57%	58%
Q48. Patient was definitely able to discuss options for managing the impact of any long-term side effects	*	48%	51%	48%	54%	65%	59%	59%	*	*	48%	54%	55%	53%

	Tumour group													
	Brain / CNS	Breast	Colorectal / LGT	Gynaecological	Haematological	Head and neck	Lung	Prostate	Sarcoma	Skin	Upper gastro	Urological	Other	All cancers
Q49. Care team gave family, or someone close, all the information needed to help care for the patient at home	*	50%	71%	64%	64%	71%	48%	59%	*	*	65%	58%	52%	59%
Q50. During treatment, the patient definitely got enough care and support at home from community or voluntary services	*	48%	55%	38%	44%	40%	43%	60%	*	*	48%	52%	42%	49%

	Tumour group													
	Brain / CNS	Breast	Colorectal / LGT	Gynaecological	Haematological	Head and neck	Lung	Prostate	Sarcoma	Skin	Upper gastro	Urological	Other	All cancers
Q51. Patient definitely received the right amount of support from their GP practice during treatment	*	52%	55%	50%	39%	42%	36%	63%	*	*	52%	57%	51%	52%
Q52. Patient has had a review of cancer care by GP practice	*	27%	23%	34%	18%	22%	32%	31%	*	*	37%	31%	28%	27%

Tumour group tables

* Indicates where a score is not available due to suppression or a low base size.

	Tumour group													
	Brain / CNS	Breast	Colorectal / LGT	Gynaecological	Haematological	Head and neck	Lung	Prostate	Sarcoma	Skin	Upper gastro	Urological	Other	All cancers
Q53. After treatment, the patient definitely could get enough emotional support at home from community or voluntary services	*	20%	32%	*	15%	*	*	36%	*	*	0%	17%	45%	25%
Q54. The right amount of information and support was offered to the patient between final treatment and the follow up appointment	*	78%	88%	79%	85%	82%	100%	92%	*	*	53%	79%	83%	82%
Q55. Patient was given enough information about the possibility and signs of cancer coming back or spreading	*	58%	63%	55%	76%	69%	69%	67%	*	*	48%	69%	52%	63%

	Tumour group													
	Brain / CNS	Breast	Colorectal / LGT	Gynaecological	Haematological	Head and neck	Lung	Prostate	Sarcoma	Skin	Upper gastro	Urological	Other	All cancers
Q56. The whole care team worked well together	*	92%	91%	94%	88%	94%	89%	88%	*	*	72%	92%	89%	90%
Q57. Administration of care was very good or good	*	88%	86%	86%	87%	88%	84%	84%	*	*	79%	85%	87%	86%
Q58. Cancer research opportunities were discussed with patient	*	35%	31%	32%	37%	46%	46%	24%	*	*	35%	21%	31%	33%
Q59. Patient's average rating of care scored from very poor to very good	*	9.0	9.0	8.9	9.2	8.8	8.5	8.6	*	*	8.4	8.7	8.6	8.8

Age group tables

* Indicates where a score is not available due to suppression or a low base size.

SUPPORT FROM YOUR GP PRACTICE	Age								
	16 - 24	25 - 34	35 - 44	45 - 54	55 - 64	65 - 74	75 - 84	85+	All
Q2. Patient only spoke to primary care professional once or twice before cancer diagnosis	*	*	55%	84%	80%	78%	82%	82%	80%
Q3. Referral for diagnosis was explained in a way the patient could completely understand	*	*	73%	72%	80%	73%	67%	57%	71%

DIAGNOSTIC TESTS	Age								
	16 - 24	25 - 34	35 - 44	45 - 54	55 - 64	65 - 74	75 - 84	85+	All
Q5. Patient received all the information needed about the diagnostic test in advance	*	*	85%	93%	94%	92%	93%	93%	93%
Q6. Diagnostic test staff appeared to completely have all the information they needed about the patient	*	*	79%	80%	81%	80%	83%	79%	81%
Q7. Patient felt the length of time waiting for diagnostic test results was about right	*	*	57%	63%	65%	68%	76%	81%	70%
Q8. Diagnostic test results were explained in a way the patient could completely understand	*	*	79%	75%	77%	76%	81%	78%	78%
Q9. Enough privacy was always given to the patient when receiving diagnostic test results	*	*	93%	91%	95%	94%	96%	100%	95%

FINDING OUT THAT YOU HAD CANCER	Age								
	16 - 24	25 - 34	35 - 44	45 - 54	55 - 64	65 - 74	75 - 84	85+	All
Q12. Patient was told they could have a family member, carer or friend with them when told diagnosis	*	*	75%	81%	84%	79%	86%	91%	83%
Q13. Patient was definitely told sensitively that they had cancer	*	*	81%	67%	73%	71%	76%	83%	73%
Q14. Cancer diagnosis explained in a way the patient could completely understand	*	*	88%	71%	80%	72%	82%	78%	77%
Q15. Patient was definitely told about their diagnosis in an appropriate place	*	*	88%	76%	86%	85%	88%	90%	86%
Q16. Patient was told they could go back later for more information about their diagnosis	*	*	88%	86%	90%	84%	79%	70%	83%

SUPPORT FROM A MAIN CONTACT PERSON	Age								
	16 - 24	25 - 34	35 - 44	45 - 54	55 - 64	65 - 74	75 - 84	85+	All
Q17. Patient had a main point of contact within the care team	*	*	93%	91%	93%	93%	95%	89%	93%
Q18. Patient found it very or quite easy to contact their main contact person	*	*	100%	74%	79%	82%	88%	86%	83%
Q19. Patient found advice from main contact person was very or quite helpful	*	*	100%	91%	93%	95%	98%	92%	95%

DECIDING ON THE BEST TREATMENT	Age								
	16 - 24	25 - 34	35 - 44	45 - 54	55 - 64	65 - 74	75 - 84	85+	All
Q20. Treatment options were explained in a way the patient could completely understand	*	*	69%	77%	81%	83%	82%	77%	81%
Q21. Patient was definitely involved as much as they wanted to be in decisions about their treatment	*	*	88%	64%	80%	80%	81%	74%	79%
Q22. Family and/or carers were definitely involved as much as the patient wanted them to be in decisions about treatment options	*	*	94%	73%	81%	81%	87%	88%	83%
Q23. Patient could get further advice from a different healthcare professional before making decisions about their treatment options	*	*	*	51%	60%	51%	62%	48%	56%

Age group tables

* Indicates where a score is not available due to suppression or a low base size.

CARE PLANNING	Age								
	16 - 24	25 - 34	35 - 44	45 - 54	55 - 64	65 - 74	75 - 84	85+	All
Q24. Patient was definitely able to have a discussion about their needs or concerns prior to treatment	*	*	75%	62%	72%	68%	71%	63%	69%
Q25. A member of their care team helped the patient create a care plan to address any needs or concerns	*	*	*	100%	91%	91%	96%	95%	93%
Q26. Care team reviewed the patient's care plan with them to ensure it was up to date	*	*	*	96%	100%	100%	99%	94%	99%

SUPPORT FROM HOSPITAL STAFF	Age								
	16 - 24	25 - 34	35 - 44	45 - 54	55 - 64	65 - 74	75 - 84	85+	All
Q27. Staff provided the patient with relevant information on available support	*	*	93%	92%	94%	93%	93%	92%	93%
Q28. Patient definitely got the right level of support for their overall health and well being from hospital staff	*	*	63%	65%	74%	72%	78%	74%	74%
Q29. Patient was offered information about how to get financial help or benefits	*	*	69%	80%	67%	71%	74%	61%	72%

HOSPITAL CARE	Age								
	16 - 24	25 - 34	35 - 44	45 - 54	55 - 64	65 - 74	75 - 84	85+	All
Q31. Patient had confidence and trust in all of the team looking after them during their stay in hospital	*	*	*	65%	77%	72%	78%	88%	76%
Q32. Patient's family, or someone close, was definitely able to talk to a member of the team looking after the patient in hospital	*	*	*	47%	65%	64%	66%	64%	64%
Q33. Patient was always involved in decisions about their care and treatment whilst in hospital	*	*	*	57%	67%	66%	68%	56%	66%
Q34. Patient was always able to get help from ward staff when needed	*	*	*	60%	66%	73%	71%	81%	71%
Q35. Patient was always able to discuss worries and fears with hospital staff	*	*	*	35%	63%	63%	68%	64%	63%
Q36. Hospital staff always did everything they could to help the patient control pain	*	*	*	67%	83%	88%	88%	85%	86%
Q37. Patient was always treated with respect and dignity while in hospital	*	*	*	71%	86%	89%	88%	100%	88%
Q38. Patient received easily understandable information about what they should or should not do after leaving hospital	*	*	*	81%	87%	94%	86%	80%	88%
Q39. Patient was always able to discuss worries and fears with hospital staff while being treated as an outpatient or day case	*	*	69%	68%	78%	79%	81%	78%	79%

Age group tables

* Indicates where a score is not available due to suppression or a low base size.

YOUR TREATMENT	Age								
	16 - 24	25 - 34	35 - 44	45 - 54	55 - 64	65 - 74	75 - 84	85+	All
Q41_1. Beforehand patient completely had enough understandable information about surgery	*	*	80%	81%	84%	88%	90%	90%	87%
Q41_2. Beforehand patient completely had enough understandable information about chemotherapy	*	*	75%	74%	80%	87%	83%	75%	82%
Q41_3. Beforehand patient completely had enough understandable information about radiotherapy	*	*	90%	75%	89%	84%	95%	*	86%
Q41_4. Beforehand patient completely had enough understandable information about hormone therapy	*	*	*	60%	74%	78%	84%	*	77%
Q41_5. Beforehand patient completely had enough understandable information about immunotherapy	*	*	*	*	82%	78%	85%	*	80%
Q42_1. Patient completely had enough understandable information about their response to surgery	*	*	80%	77%	78%	82%	90%	90%	83%
Q42_2. Patient completely had enough understandable information about their response to chemotherapy	*	*	67%	71%	74%	83%	80%	70%	79%
Q42_3. Patient completely had enough understandable information about their response to radiotherapy	*	*	90%	57%	80%	84%	91%	*	81%
Q42_4. Patient completely had enough understandable information about their response to hormone therapy	*	*	*	46%	73%	72%	81%	*	72%
Q42_5. Patient completely had enough understandable information about their response to immunotherapy	*	*	*	*	78%	79%	81%	*	78%
Q43. Patient felt the length of waiting time at clinic and day unit for cancer treatment was about right	*	*	56%	85%	88%	84%	88%	86%	86%

IMMEDIATE AND LONG TERM SIDE EFFECTS	Age								
	16 - 24	25 - 34	35 - 44	45 - 54	55 - 64	65 - 74	75 - 84	85+	All
Q44. Possible side effects from treatment were definitely explained in a way the patient could understand	*	*	80%	70%	72%	75%	73%	73%	73%
Q45. Patient was always offered practical advice on dealing with any immediate side effects from treatment	*	*	53%	55%	74%	66%	71%	68%	68%
Q46. Patient was given information that they could access about support in dealing with immediate side effects from treatment	*	*	82%	89%	95%	86%	91%	83%	89%
Q47. Patient felt possible long-term side effects were definitely explained in a way they could understand in advance of their treatment	*	*	75%	50%	60%	54%	61%	56%	58%
Q48. Patient was definitely able to discuss options for managing the impact of any long-term side effects	*	*	50%	46%	53%	51%	57%	58%	53%

SUPPORT WHILE AT HOME	Age								
	16 - 24	25 - 34	35 - 44	45 - 54	55 - 64	65 - 74	75 - 84	85+	All
Q49. Care team gave family, or someone close, all the information needed to help care for the patient at home	*	*	64%	50%	51%	59%	64%	67%	59%
Q50. During treatment, the patient definitely got enough care and support at home from community or voluntary services	*	*	*	36%	54%	49%	55%	29%	49%

CARE FROM YOUR GP PRACTICE	Age								
	16 - 24	25 - 34	35 - 44	45 - 54	55 - 64	65 - 74	75 - 84	85+	All
Q51. Patient definitely received the right amount of support from their GP practice during treatment	*	*	46%	68%	59%	45%	56%	36%	52%
Q52. Patient has had a review of cancer care by GP practice	*	*	43%	29%	26%	27%	27%	16%	27%

Age group tables

* Indicates where a score is not available due to suppression or a low base size.

LIVING WITH AND BEYOND CANCER	Age								
	16 - 24	25 - 34	35 - 44	45 - 54	55 - 64	65 - 74	75 - 84	85+	All
Q53. After treatment, the patient definitely could get enough emotional support at home from community or voluntary services	*	*	*	12%	38%	21%	23%	29%	25%
Q54. The right amount of information and support was offered to the patient between final treatment and the follow up appointment	*	*	*	62%	87%	80%	85%	84%	82%
Q55. Patient was given enough information about the possibility and signs of cancer coming back or spreading	*	*	*	43%	62%	64%	66%	69%	63%

YOUR OVERALL NHS CARE	Age								
	16 - 24	25 - 34	35 - 44	45 - 54	55 - 64	65 - 74	75 - 84	85+	All
Q56. The whole care team worked well together	*	*	87%	93%	87%	90%	91%	90%	90%
Q57. Administration of care was very good or good	*	*	88%	83%	84%	84%	89%	91%	86%
Q58. Cancer research opportunities were discussed with patient	*	*	45%	23%	33%	32%	38%	10%	33%
Q59. Patient's average rating of care scored from very poor to very good	*	*	8.1	8.5	8.8	8.7	9.0	9.1	8.8

Male/Female/Non-binary/Other tables

* Indicates where a score is not available due to suppression or a low base size.

SUPPORT FROM YOUR GP PRACTICE							
	Male/Female/Non-binary/Other						
	Female	Male	Non-binary	Prefer to self-describe	Prefer not to say	Not given	All
Q2. Patient only spoke to primary care professional once or twice before cancer diagnosis	86%	71%	*	*	*	85%	80%
Q3. Referral for diagnosis was explained in a way the patient could completely understand	74%	66%	*	*	*	85%	71%

DIAGNOSTIC TESTS							
	Male/Female/Non-binary/Other						
	Female	Male	Non-binary	Prefer to self-describe	Prefer not to say	Not given	All
Q5. Patient received all the information needed about the diagnostic test in advance	92%	94%	*	*	*	93%	93%
Q6. Diagnostic test staff appeared to completely have all the information they needed about the patient	80%	83%	*	*	*	80%	81%
Q7. Patient felt the length of time waiting for diagnostic test results was about right	67%	75%	*	*	*	67%	70%
Q8. Diagnostic test results were explained in a way the patient could completely understand	76%	80%	*	*	*	80%	78%
Q9. Enough privacy was always given to the patient when receiving diagnostic test results	95%	95%	*	*	*	98%	95%

FINDING OUT THAT YOU HAD CANCER							
	Male/Female/Non-binary/Other						
	Female	Male	Non-binary	Prefer to self-describe	Prefer not to say	Not given	All
Q12. Patient was told they could have a family member, carer or friend with them when told diagnosis	84%	83%	*	*	*	76%	83%
Q13. Patient was definitely told sensitively that they had cancer	70%	77%	*	*	*	74%	73%
Q14. Cancer diagnosis explained in a way the patient could completely understand	76%	78%	*	*	*	80%	77%
Q15. Patient was definitely told about their diagnosis in an appropriate place	83%	89%	*	*	*	85%	86%
Q16. Patient was told they could go back later for more information about their diagnosis	83%	84%	*	*	*	70%	83%

SUPPORT FROM A MAIN CONTACT PERSON							
	Male/Female/Non-binary/Other						
	Female	Male	Non-binary	Prefer to self-describe	Prefer not to say	Not given	All
Q17. Patient had a main point of contact within the care team	93%	94%	*	*	*	96%	93%
Q18. Patient found it very or quite easy to contact their main contact person	81%	85%	*	*	*	93%	83%
Q19. Patient found advice from main contact person was very or quite helpful	94%	97%	*	*	*	95%	95%

Male/Female/Non-binary/Other tables

* Indicates where a score is not available due to suppression or a low base size.

	Male/Female/Non-binary/Other						
	Female	Male	Non-binary	Prefer to self-describe	Prefer not to say	Not given	All
Q20. Treatment options were explained in a way the patient could completely understand	81%	82%	*	*	*	82%	81%
Q21. Patient was definitely involved as much as they wanted to be in decisions about their treatment	79%	78%	*	*	*	81%	79%
Q22. Family and/or carers were definitely involved as much as the patient wanted them to be in decisions about treatment options	82%	84%	*	*	*	79%	83%
Q23. Patient could get further advice from a different healthcare professional before making decisions about their treatment options	56%	57%	*	*	*	52%	56%

	Male/Female/Non-binary/Other						
	Female	Male	Non-binary	Prefer to self-describe	Prefer not to say	Not given	All
Q24. Patient was definitely able to have a discussion about their needs or concerns prior to treatment	68%	71%	*	*	*	64%	69%
Q25. A member of their care team helped the patient create a care plan to address any needs or concerns	93%	94%	*	*	*	93%	93%
Q26. Care team reviewed the patient's care plan with them to ensure it was up to date	100%	98%	*	*	*	100%	99%

	Male/Female/Non-binary/Other						
	Female	Male	Non-binary	Prefer to self-describe	Prefer not to say	Not given	All
Q27. Staff provided the patient with relevant information on available support	93%	94%	*	*	*	90%	93%
Q28. Patient definitely got the right level of support for their overall health and well being from hospital staff	69%	80%	*	*	*	67%	74%
Q29. Patient was offered information about how to get financial help or benefits	69%	77%	*	*	*	59%	72%

Male/Female/Non-binary/Other tables

* Indicates where a score is not available due to suppression or a low base size.

	Male/Female/Non-binary/Other						All
	Female	Male	Non-binary	Prefer to self-describe	Prefer not to say	Not given	
Q31. Patient had confidence and trust in all of the team looking after them during their stay in hospital	74%	78%	*	*	*	68%	76%
Q32. Patient's family, or someone close, was definitely able to talk to a member of the team looking after the patient in hospital	63%	65%	*	*	*	59%	64%
Q33. Patient was always involved in decisions about their care and treatment whilst in hospital	66%	69%	*	*	*	44%	66%
Q34. Patient was always able to get help from ward staff when needed	67%	77%	*	*	*	53%	71%
Q35. Patient was always able to discuss worries and fears with hospital staff	60%	69%	*	*	*	33%	63%
Q36. Hospital staff always did everything they could to help the patient control pain	88%	86%	*	*	*	63%	86%
Q37. Patient was always treated with respect and dignity while in hospital	85%	91%	*	*	*	79%	88%
Q38. Patient received easily understandable information about what they should or should not do after leaving hospital	84%	92%	*	*	*	88%	88%
Q39. Patient was always able to discuss worries and fears with hospital staff while being treated as an outpatient or day case	75%	84%	*	*	*	73%	79%

	Male/Female/Non-binary/Other						All
	Female	Male	Non-binary	Prefer to self-describe	Prefer not to say	Not given	
Q41_1. Beforehand patient completely had enough understandable information about surgery	87%	87%	*	*	*	90%	87%
Q41_2. Beforehand patient completely had enough understandable information about chemotherapy	82%	83%	*	*	*	84%	82%
Q41_3. Beforehand patient completely had enough understandable information about radiotherapy	85%	88%	*	*	*	*	86%
Q41_4. Beforehand patient completely had enough understandable information about hormone therapy	74%	83%	*	*	*	64%	77%
Q41_5. Beforehand patient completely had enough understandable information about immunotherapy	75%	85%	*	*	*	*	80%
Q42_1. Patient completely had enough understandable information about their response to surgery	80%	86%	*	*	*	95%	83%
Q42_2. Patient completely had enough understandable information about their response to chemotherapy	78%	78%	*	*	*	82%	79%
Q42_3. Patient completely had enough understandable information about their response to radiotherapy	80%	87%	*	*	*	*	81%
Q42_4. Patient completely had enough understandable information about their response to hormone therapy	69%	76%	*	*	*	73%	72%
Q42_5. Patient completely had enough understandable information about their response to immunotherapy	82%	75%	*	*	*	*	78%
Q43. Patient felt the length of waiting time at clinic and day unit for cancer treatment was about right	85%	87%	*	*	*	78%	86%

Male/Female/Non-binary/Other tables

* Indicates where a score is not available due to suppression or a low base size.

IMMEDIATE AND LONG TERM SIDE EFFECTS							
	Male/Female/Non-binary/Other						
	Female	Male	Non-binary	Prefer to self-describe	Prefer not to say	Not given	All
Q44. Possible side effects from treatment were definitely explained in a way the patient could understand	73%	74%	*	*	*	73%	73%
Q45. Patient was always offered practical advice on dealing with any immediate side effects from treatment	68%	70%	*	*	*	63%	68%
Q46. Patient was given information that they could access about support in dealing with immediate side effects from treatment	91%	87%	*	*	*	83%	89%
Q47. Patient felt possible long-term side effects were definitely explained in a way they could understand in advance of their treatment	54%	62%	*	*	*	60%	58%
Q48. Patient was definitely able to discuss options for managing the impact of any long-term side effects	50%	57%	*	*	*	54%	53%

SUPPORT WHILE AT HOME							
	Male/Female/Non-binary/Other						
	Female	Male	Non-binary	Prefer to self-describe	Prefer not to say	Not given	All
Q49. Care team gave family, or someone close, all the information needed to help care for the patient at home	53%	68%	*	*	*	38%	59%
Q50. During treatment, the patient definitely got enough care and support at home from community or voluntary services	45%	54%	*	*	*	48%	49%

CARE FROM YOUR GP PRACTICE							
	Male/Female/Non-binary/Other						
	Female	Male	Non-binary	Prefer to self-describe	Prefer not to say	Not given	All
Q51. Patient definitely received the right amount of support from their GP practice during treatment	50%	55%	*	*	*	53%	52%
Q52. Patient has had a review of cancer care by GP practice	27%	29%	*	*	*	15%	27%

LIVING WITH AND BEYOND CANCER							
	Male/Female/Non-binary/Other						
	Female	Male	Non-binary	Prefer to self-describe	Prefer not to say	Not given	All
Q53. After treatment, the patient definitely could get enough emotional support at home from community or voluntary services	24%	29%	*	*	*	*	25%
Q54. The right amount of information and support was offered to the patient between final treatment and the follow up appointment	79%	86%	*	*	*	84%	82%
Q55. Patient was given enough information about the possibility and signs of cancer coming back or spreading	57%	69%	*	*	*	65%	63%

Male/Female/Non-binary/Other tables

* Indicates where a score is not available due to suppression or a low base size.

YOUR OVERALL NHS CARE	Male/Female/Non-binary/Other						All
	Female	Male	Non-binary	Prefer to self-describe	Prefer not to say	Not given	
Q56. The whole care team worked well together	91%	88%	*	*	*	89%	90%
Q57. Administration of care was very good or good	85%	87%	*	*	*	90%	86%
Q58. Cancer research opportunities were discussed with patient	33%	32%	*	*	*	41%	33%
Q59. Patient's average rating of care scored from very poor to very good	8.8	8.9	*	*	*	8.7	8.8

Ethnicity tables

* Indicates where a score is not available due to suppression or a low base size.

SUPPORT FROM YOUR GP PRACTICE	Ethnicity						
	White	Mixed	Asian	Black	Other	Not given	All
Q2. Patient only spoke to primary care professional once or twice before cancer diagnosis	80%	*	*	*	*	79%	80%
Q3. Referral for diagnosis was explained in a way the patient could completely understand	70%	*	*	*	*	87%	71%

DIAGNOSTIC TESTS	Ethnicity						
	White	Mixed	Asian	Black	Other	Not given	All
Q5. Patient received all the information needed about the diagnostic test in advance	92%	*	*	*	*	93%	93%
Q6. Diagnostic test staff appeared to completely have all the information they needed about the patient	81%	*	*	*	*	82%	81%
Q7. Patient felt the length of time waiting for diagnostic test results was about right	71%	*	*	*	*	67%	70%
Q8. Diagnostic test results were explained in a way the patient could completely understand	78%	*	*	*	*	81%	78%
Q9. Enough privacy was always given to the patient when receiving diagnostic test results	95%	*	*	*	*	94%	95%

FINDING OUT THAT YOU HAD CANCER	Ethnicity						
	White	Mixed	Asian	Black	Other	Not given	All
Q12. Patient was told they could have a family member, carer or friend with them when told diagnosis	84%	*	*	*	*	76%	83%
Q13. Patient was definitely told sensitively that they had cancer	73%	*	*	*	*	73%	73%
Q14. Cancer diagnosis explained in a way the patient could completely understand	77%	*	*	*	*	78%	77%
Q15. Patient was definitely told about their diagnosis in an appropriate place	85%	*	*	*	*	85%	86%
Q16. Patient was told they could go back later for more information about their diagnosis	84%	*	*	*	*	72%	83%

SUPPORT FROM A MAIN CONTACT PERSON	Ethnicity						
	White	Mixed	Asian	Black	Other	Not given	All
Q17. Patient had a main point of contact within the care team	93%	*	*	*	*	94%	93%
Q18. Patient found it very or quite easy to contact their main contact person	83%	*	*	*	*	91%	83%
Q19. Patient found advice from main contact person was very or quite helpful	95%	*	*	*	*	93%	95%

DECIDING ON THE BEST TREATMENT	Ethnicity						
	White	Mixed	Asian	Black	Other	Not given	All
Q20. Treatment options were explained in a way the patient could completely understand	82%	*	*	*	*	78%	81%
Q21. Patient was definitely involved as much as they wanted to be in decisions about their treatment	79%	*	*	*	*	79%	79%
Q22. Family and/or carers were definitely involved as much as the patient wanted them to be in decisions about treatment options	83%	*	*	*	*	82%	83%
Q23. Patient could get further advice from a different healthcare professional before making decisions about their treatment options	57%	*	*	*	*	56%	56%

Ethnicity tables

* Indicates where a score is not available due to suppression or a low base size.

CARE PLANNING	Ethnicity						
	White	Mixed	Asian	Black	Other	Not given	All
Q24. Patient was definitely able to have a discussion about their needs or concerns prior to treatment	70%	*	*	*	*	65%	69%
Q25. A member of their care team helped the patient create a care plan to address any needs or concerns	93%	*	*	*	*	92%	93%
Q26. Care team reviewed the patient's care plan with them to ensure it was up to date	99%	*	*	*	*	100%	99%

SUPPORT FROM HOSPITAL STAFF	Ethnicity						
	White	Mixed	Asian	Black	Other	Not given	All
Q27. Staff provided the patient with relevant information on available support	94%	*	*	*	*	88%	93%
Q28. Patient definitely got the right level of support for their overall health and well being from hospital staff	74%	*	*	*	*	68%	74%
Q29. Patient was offered information about how to get financial help or benefits	74%	*	*	*	*	56%	72%

HOSPITAL CARE	Ethnicity						
	White	Mixed	Asian	Black	Other	Not given	All
Q31. Patient had confidence and trust in all of the team looking after them during their stay in hospital	76%	*	*	*	*	70%	76%
Q32. Patient's family, or someone close, was definitely able to talk to a member of the team looking after the patient in hospital	64%	*	*	*	*	63%	64%
Q33. Patient was always involved in decisions about their care and treatment whilst in hospital	67%	*	*	*	*	62%	66%
Q34. Patient was always able to get help from ward staff when needed	72%	*	*	*	*	60%	71%
Q35. Patient was always able to discuss worries and fears with hospital staff	65%	*	*	*	*	48%	63%
Q36. Hospital staff always did everything they could to help the patient control pain	86%	*	*	*	*	75%	86%
Q37. Patient was always treated with respect and dignity while in hospital	88%	*	*	*	*	79%	88%
Q38. Patient received easily understandable information about what they should or should not do after leaving hospital	87%	*	*	*	*	92%	88%
Q39. Patient was always able to discuss worries and fears with hospital staff while being treated as an outpatient or day case	79%	*	*	*	*	73%	79%

Ethnicity tables

* Indicates where a score is not available due to suppression or a low base size.

YOUR TREATMENT	Ethnicity						
	White	Mixed	Asian	Black	Other	Not given	All
Q41_1. Beforehand patient completely had enough understandable information about surgery	86%	*	*	*	*	93%	87%
Q41_2. Beforehand patient completely had enough understandable information about chemotherapy	83%	*	*	*	*	81%	82%
Q41_3. Beforehand patient completely had enough understandable information about radiotherapy	86%	*	*	*	*	81%	86%
Q41_4. Beforehand patient completely had enough understandable information about hormone therapy	77%	*	*	*	*	71%	77%
Q41_5. Beforehand patient completely had enough understandable information about immunotherapy	79%	*	*	*	*	*	80%
Q42_1. Patient completely had enough understandable information about their response to surgery	82%	*	*	*	*	93%	83%
Q42_2. Patient completely had enough understandable information about their response to chemotherapy	79%	*	*	*	*	81%	79%
Q42_3. Patient completely had enough understandable information about their response to radiotherapy	81%	*	*	*	*	80%	81%
Q42_4. Patient completely had enough understandable information about their response to hormone therapy	72%	*	*	*	*	71%	72%
Q42_5. Patient completely had enough understandable information about their response to immunotherapy	80%	*	*	*	*	*	78%
Q43. Patient felt the length of waiting time at clinic and day unit for cancer treatment was about right	86%	*	*	*	*	82%	86%

IMMEDIATE AND LONG TERM SIDE EFFECTS	Ethnicity						
	White	Mixed	Asian	Black	Other	Not given	All
Q44. Possible side effects from treatment were definitely explained in a way the patient could understand	74%	*	*	*	*	68%	73%
Q45. Patient was always offered practical advice on dealing with any immediate side effects from treatment	69%	*	*	*	*	63%	68%
Q46. Patient was given information that they could access about support in dealing with immediate side effects from treatment	90%	*	*	*	*	88%	89%
Q47. Patient felt possible long-term side effects were definitely explained in a way they could understand in advance of their treatment	58%	*	*	*	*	60%	58%
Q48. Patient was definitely able to discuss options for managing the impact of any long-term side effects	53%	*	*	*	*	54%	53%

SUPPORT WHILE AT HOME	Ethnicity						
	White	Mixed	Asian	Black	Other	Not given	All
Q49. Care team gave family, or someone close, all the information needed to help care for the patient at home	61%	*	*	*	*	37%	59%
Q50. During treatment, the patient definitely got enough care and support at home from community or voluntary services	51%	*	*	*	*	39%	49%

CARE FROM YOUR GP PRACTICE	Ethnicity						
	White	Mixed	Asian	Black	Other	Not given	All
Q51. Patient definitely received the right amount of support from their GP practice during treatment	52%	*	*	*	*	57%	52%
Q52. Patient has had a review of cancer care by GP practice	27%	*	*	*	*	20%	27%

Ethnicity tables

* Indicates where a score is not available due to suppression or a low base size.

LIVING WITH AND BEYOND CANCER	Ethnicity						
	White	Mixed	Asian	Black	Other	Not given	All
Q53. After treatment, the patient definitely could get enough emotional support at home from community or voluntary services	25%	*	*	*	*	*	25%
Q54. The right amount of information and support was offered to the patient between final treatment and the follow up appointment	82%	*	*	*	*	82%	82%
Q55. Patient was given enough information about the possibility and signs of cancer coming back or spreading	63%	*	*	*	*	60%	63%

YOUR OVERALL NHS CARE	Ethnicity						
	White	Mixed	Asian	Black	Other	Not given	All
Q56. The whole care team worked well together	90%	*	*	*	*	89%	90%
Q57. Administration of care was very good or good	86%	*	*	*	*	91%	86%
Q58. Cancer research opportunities were discussed with patient	32%	*	*	*	*	37%	33%
Q59. Patient's average rating of care scored from very poor to very good	8.9	*	*	*	*	8.8	8.8

IMD quintile tables

* Indicates where a score is not available due to suppression or a low base size.

	IMD quintile						
	1 (most deprived)	2	3	4	5 (least deprived)	Non-England	All
SUPPORT FROM YOUR GP PRACTICE							
Q2. Patient only spoke to primary care professional once or twice before cancer diagnosis	77%	75%	82%	80%	85%	76%	80%
Q3. Referral for diagnosis was explained in a way the patient could completely understand	64%	71%	72%	75%	66%	74%	71%

	IMD quintile						
	1 (most deprived)	2	3	4	5 (least deprived)	Non-England	All
DIAGNOSTIC TESTS							
Q5. Patient received all the information needed about the diagnostic test in advance	93%	92%	95%	89%	95%	93%	93%
Q6. Diagnostic test staff appeared to completely have all the information they needed about the patient	81%	81%	82%	77%	80%	88%	81%
Q7. Patient felt the length of time waiting for diagnostic test results was about right	71%	70%	73%	69%	67%	71%	70%
Q8. Diagnostic test results were explained in a way the patient could completely understand	85%	79%	79%	75%	69%	87%	78%
Q9. Enough privacy was always given to the patient when receiving diagnostic test results	91%	95%	96%	95%	95%	95%	95%

	IMD quintile						
	1 (most deprived)	2	3	4	5 (least deprived)	Non-England	All
FINDING OUT THAT YOU HAD CANCER							
Q12. Patient was told they could have a family member, carer or friend with them when told diagnosis	79%	85%	82%	83%	83%	85%	83%
Q13. Patient was definitely told sensitively that they had cancer	81%	70%	75%	75%	65%	78%	73%
Q14. Cancer diagnosis explained in a way the patient could completely understand	73%	77%	77%	74%	80%	83%	77%
Q15. Patient was definitely told about their diagnosis in an appropriate place	88%	83%	84%	85%	87%	91%	86%
Q16. Patient was told they could go back later for more information about their diagnosis	85%	84%	84%	82%	80%	88%	83%

	IMD quintile						
	1 (most deprived)	2	3	4	5 (least deprived)	Non-England	All
SUPPORT FROM A MAIN CONTACT PERSON							
Q17. Patient had a main point of contact within the care team	94%	93%	91%	94%	96%	96%	93%
Q18. Patient found it very or quite easy to contact their main contact person	84%	82%	83%	82%	84%	89%	83%
Q19. Patient found advice from main contact person was very or quite helpful	93%	97%	96%	94%	94%	98%	95%

IMD quintile tables

* Indicates where a score is not available due to suppression or a low base size.

	IMD quintile						
	1 (most deprived)	2	3	4	5 (least deprived)	Non-England	All
DECIDING ON THE BEST TREATMENT							
Q20. Treatment options were explained in a way the patient could completely understand	82%	82%	82%	79%	82%	82%	81%
Q21. Patient was definitely involved as much as they wanted to be in decisions about their treatment	80%	83%	78%	79%	75%	77%	79%
Q22. Family and/or carers were definitely involved as much as the patient wanted them to be in decisions about treatment options	79%	86%	83%	83%	81%	81%	83%
Q23. Patient could get further advice from a different healthcare professional before making decisions about their treatment options	58%	70%	52%	55%	48%	60%	56%

	IMD quintile						
	1 (most deprived)	2	3	4	5 (least deprived)	Non-England	All
CARE PLANNING							
Q24. Patient was definitely able to have a discussion about their needs or concerns prior to treatment	66%	71%	68%	70%	68%	71%	69%
Q25. A member of their care team helped the patient create a care plan to address any needs or concerns	90%	95%	93%	93%	93%	95%	93%
Q26. Care team reviewed the patient's care plan with them to ensure it was up to date	100%	100%	99%	99%	100%	98%	99%

	IMD quintile						
	1 (most deprived)	2	3	4	5 (least deprived)	Non-England	All
SUPPORT FROM HOSPITAL STAFF							
Q27. Staff provided the patient with relevant information on available support	92%	94%	94%	91%	95%	93%	93%
Q28. Patient definitely got the right level of support for their overall health and well being from hospital staff	76%	73%	73%	72%	74%	77%	74%
Q29. Patient was offered information about how to get financial help or benefits	75%	72%	75%	72%	67%	65%	72%

	IMD quintile						
	1 (most deprived)	2	3	4	5 (least deprived)	Non-England	All
HOSPITAL CARE							
Q31. Patient had confidence and trust in all of the team looking after them during their stay in hospital	78%	78%	79%	64%	85%	74%	76%
Q32. Patient's family, or someone close, was definitely able to talk to a member of the team looking after the patient in hospital	59%	73%	69%	53%	67%	62%	64%
Q33. Patient was always involved in decisions about their care and treatment whilst in hospital	57%	71%	70%	59%	69%	68%	66%
Q34. Patient was always able to get help from ward staff when needed	67%	69%	74%	63%	76%	82%	71%
Q35. Patient was always able to discuss worries and fears with hospital staff	59%	62%	68%	52%	64%	81%	63%
Q36. Hospital staff always did everything they could to help the patient control pain	83%	81%	90%	80%	91%	88%	86%
Q37. Patient was always treated with respect and dignity while in hospital	86%	88%	89%	82%	96%	85%	88%
Q38. Patient received easily understandable information about what they should or should not do after leaving hospital	86%	94%	89%	85%	87%	85%	88%
Q39. Patient was always able to discuss worries and fears with hospital staff while being treated as an outpatient or day case	77%	81%	78%	77%	78%	81%	79%

IMD quintile tables

* Indicates where a score is not available due to suppression or a low base size.

YOUR TREATMENT	IMD quintile						
	1 (most deprived)	2	3	4	5 (least deprived)	Non-England	All
Q41_1. Beforehand patient completely had enough understandable information about surgery	92%	88%	89%	85%	81%	92%	87%
Q41_2. Beforehand patient completely had enough understandable information about chemotherapy	90%	82%	82%	81%	83%	82%	82%
Q41_3. Beforehand patient completely had enough understandable information about radiotherapy	91%	80%	84%	87%	97%	77%	86%
Q41_4. Beforehand patient completely had enough understandable information about hormone therapy	70%	80%	78%	80%	67%	86%	77%
Q41_5. Beforehand patient completely had enough understandable information about immunotherapy	*	75%	80%	76%	94%	73%	80%
Q42_1. Patient completely had enough understandable information about their response to surgery	75%	80%	84%	86%	81%	89%	83%
Q42_2. Patient completely had enough understandable information about their response to chemotherapy	84%	79%	75%	82%	69%	88%	79%
Q42_3. Patient completely had enough understandable information about their response to radiotherapy	92%	83%	81%	80%	77%	86%	81%
Q42_4. Patient completely had enough understandable information about their response to hormone therapy	*	76%	75%	73%	64%	76%	72%
Q42_5. Patient completely had enough understandable information about their response to immunotherapy	80%	85%	74%	69%	83%	86%	78%
Q43. Patient felt the length of waiting time at clinic and day unit for cancer treatment was about right	94%	78%	86%	84%	88%	92%	86%

IMMEDIATE AND LONG TERM SIDE EFFECTS	IMD quintile						
	1 (most deprived)	2	3	4	5 (least deprived)	Non-England	All
Q44. Possible side effects from treatment were definitely explained in a way the patient could understand	86%	75%	74%	71%	68%	74%	73%
Q45. Patient was always offered practical advice on dealing with any immediate side effects from treatment	78%	69%	68%	66%	63%	76%	68%
Q46. Patient was given information that they could access about support in dealing with immediate side effects from treatment	82%	90%	92%	87%	87%	96%	89%
Q47. Patient felt possible long-term side effects were definitely explained in a way they could understand in advance of their treatment	57%	61%	60%	57%	50%	59%	58%
Q48. Patient was definitely able to discuss options for managing the impact of any long-term side effects	55%	59%	54%	52%	48%	49%	53%

SUPPORT WHILE AT HOME	IMD quintile						
	1 (most deprived)	2	3	4	5 (least deprived)	Non-England	All
Q49. Care team gave family, or someone close, all the information needed to help care for the patient at home	58%	67%	55%	58%	59%	57%	59%
Q50. During treatment, the patient definitely got enough care and support at home from community or voluntary services	52%	51%	40%	51%	57%	49%	49%

CARE FROM YOUR GP PRACTICE	IMD quintile						
	1 (most deprived)	2	3	4	5 (least deprived)	Non-England	All
Q51. Patient definitely received the right amount of support from their GP practice during treatment	43%	55%	50%	48%	57%	60%	52%
Q52. Patient has had a review of cancer care by GP practice	28%	26%	26%	29%	28%	23%	27%

IMD quintile tables

* Indicates where a score is not available due to suppression or a low base size.

	IMD quintile						
	1 (most deprived)	2	3	4	5 (least deprived)	Non-England	All
Q53. After treatment, the patient definitely could get enough emotional support at home from community or voluntary services	31%	32%	27%	22%	21%	20%	25%
Q54. The right amount of information and support was offered to the patient between final treatment and the follow up appointment	75%	87%	77%	78%	84%	92%	82%
Q55. Patient was given enough information about the possibility and signs of cancer coming back or spreading	50%	67%	58%	64%	63%	70%	63%

	IMD quintile						
	1 (most deprived)	2	3	4	5 (least deprived)	Non-England	All
Q56. The whole care team worked well together	85%	90%	88%	90%	93%	91%	90%
Q57. Administration of care was very good or good	83%	87%	83%	87%	88%	90%	86%
Q58. Cancer research opportunities were discussed with patient	33%	38%	29%	33%	35%	30%	33%
Q59. Patient's average rating of care scored from very poor to very good	8.8	8.8	8.8	8.8	8.8	9.0	8.8

Long-term condition status tables

* Indicates where a score is not available due to suppression or a low base size.

	Long-term condition status			
	Yes	No	Not given	All
SUPPORT FROM YOUR GP PRACTICE				
Q2. Patient only spoke to primary care professional once or twice before cancer diagnosis	78%	82%	84%	80%
Q3. Referral for diagnosis was explained in a way the patient could completely understand	67%	77%	82%	71%

	Long-term condition status			
	Yes	No	Not given	All
DIAGNOSTIC TESTS				
Q5. Patient received all the information needed about the diagnostic test in advance	94%	91%	91%	93%
Q6. Diagnostic test staff appeared to completely have all the information they needed about the patient	80%	83%	84%	81%
Q7. Patient felt the length of time waiting for diagnostic test results was about right	69%	72%	74%	70%
Q8. Diagnostic test results were explained in a way the patient could completely understand	75%	83%	80%	78%
Q9. Enough privacy was always given to the patient when receiving diagnostic test results	94%	98%	96%	95%

	Long-term condition status			
	Yes	No	Not given	All
FINDING OUT THAT YOU HAD CANCER				
Q12. Patient was told they could have a family member, carer or friend with them when told diagnosis	85%	81%	80%	83%
Q13. Patient was definitely told sensitively that they had cancer	72%	74%	78%	73%
Q14. Cancer diagnosis explained in a way the patient could completely understand	75%	81%	78%	77%
Q15. Patient was definitely told about their diagnosis in an appropriate place	86%	85%	83%	86%
Q16. Patient was told they could go back later for more information about their diagnosis	84%	83%	79%	83%

	Long-term condition status			
	Yes	No	Not given	All
SUPPORT FROM A MAIN CONTACT PERSON				
Q17. Patient had a main point of contact within the care team	93%	94%	96%	93%
Q18. Patient found it very or quite easy to contact their main contact person	82%	85%	89%	83%
Q19. Patient found advice from main contact person was very or quite helpful	95%	96%	94%	95%

	Long-term condition status			
	Yes	No	Not given	All
DECIDING ON THE BEST TREATMENT				
Q20. Treatment options were explained in a way the patient could completely understand	79%	87%	80%	81%
Q21. Patient was definitely involved as much as they wanted to be in decisions about their treatment	76%	83%	79%	79%
Q22. Family and/or carers were definitely involved as much as the patient wanted them to be in decisions about treatment options	82%	84%	81%	83%
Q23. Patient could get further advice from a different healthcare professional before making decisions about their treatment options	56%	57%	59%	56%

Long-term condition status tables

* Indicates where a score is not available due to suppression or a low base size.

CARE PLANNING	Long-term condition status			
	Yes	No	Not given	All
Q24. Patient was definitely able to have a discussion about their needs or concerns prior to treatment	66%	75%	72%	69%
Q25. A member of their care team helped the patient create a care plan to address any needs or concerns	92%	96%	96%	93%
Q26. Care team reviewed the patient's care plan with them to ensure it was up to date	99%	99%	100%	99%

SUPPORT FROM HOSPITAL STAFF	Long-term condition status			
	Yes	No	Not given	All
Q27. Staff provided the patient with relevant information on available support	93%	95%	92%	93%
Q28. Patient definitely got the right level of support for their overall health and well being from hospital staff	73%	77%	69%	74%
Q29. Patient was offered information about how to get financial help or benefits	71%	76%	60%	72%

HOSPITAL CARE	Long-term condition status			
	Yes	No	Not given	All
Q31. Patient had confidence and trust in all of the team looking after them during their stay in hospital	76%	76%	71%	76%
Q32. Patient's family, or someone close, was definitely able to talk to a member of the team looking after the patient in hospital	61%	71%	66%	64%
Q33. Patient was always involved in decisions about their care and treatment whilst in hospital	66%	70%	56%	66%
Q34. Patient was always able to get help from ward staff when needed	72%	72%	68%	71%
Q35. Patient was always able to discuss worries and fears with hospital staff	62%	70%	55%	63%
Q36. Hospital staff always did everything they could to help the patient control pain	89%	83%	75%	86%
Q37. Patient was always treated with respect and dignity while in hospital	86%	92%	83%	88%
Q38. Patient received easily understandable information about what they should or should not do after leaving hospital	88%	90%	82%	88%
Q39. Patient was always able to discuss worries and fears with hospital staff while being treated as an outpatient or day case	77%	82%	76%	79%

Long-term condition status tables

* Indicates where a score is not available due to suppression or a low base size.

YOUR TREATMENT	Long-term condition status			
	Yes	No	Not given	All
Q41_1. Beforehand patient completely had enough understandable information about surgery	87%	87%	88%	87%
Q41_2. Beforehand patient completely had enough understandable information about chemotherapy	81%	85%	82%	82%
Q41_3. Beforehand patient completely had enough understandable information about radiotherapy	88%	86%	72%	86%
Q41_4. Beforehand patient completely had enough understandable information about hormone therapy	79%	78%	61%	77%
Q41_5. Beforehand patient completely had enough understandable information about immunotherapy	78%	84%	*	80%
Q42_1. Patient completely had enough understandable information about their response to surgery	81%	85%	91%	83%
Q42_2. Patient completely had enough understandable information about their response to chemotherapy	77%	81%	85%	79%
Q42_3. Patient completely had enough understandable information about their response to radiotherapy	83%	78%	82%	81%
Q42_4. Patient completely had enough understandable information about their response to hormone therapy	72%	75%	61%	72%
Q42_5. Patient completely had enough understandable information about their response to immunotherapy	76%	87%	*	78%
Q43. Patient felt the length of waiting time at clinic and day unit for cancer treatment was about right	84%	89%	82%	86%

IMMEDIATE AND LONG TERM SIDE EFFECTS	Long-term condition status			
	Yes	No	Not given	All
Q44. Possible side effects from treatment were definitely explained in a way the patient could understand	71%	79%	71%	73%
Q45. Patient was always offered practical advice on dealing with any immediate side effects from treatment	66%	73%	69%	68%
Q46. Patient was given information that they could access about support in dealing with immediate side effects from treatment	88%	93%	87%	89%
Q47. Patient felt possible long-term side effects were definitely explained in a way they could understand in advance of their treatment	56%	61%	58%	58%
Q48. Patient was definitely able to discuss options for managing the impact of any long-term side effects	51%	55%	59%	53%

SUPPORT WHILE AT HOME	Long-term condition status			
	Yes	No	Not given	All
Q49. Care team gave family, or someone close, all the information needed to help care for the patient at home	58%	65%	48%	59%
Q50. During treatment, the patient definitely got enough care and support at home from community or voluntary services	45%	60%	49%	49%

CARE FROM YOUR GP PRACTICE	Long-term condition status			
	Yes	No	Not given	All
Q51. Patient definitely received the right amount of support from their GP practice during treatment	49%	60%	49%	52%
Q52. Patient has had a review of cancer care by GP practice	28%	26%	21%	27%

Long-term condition status tables

* Indicates where a score is not available due to suppression or a low base size.

LIVING WITH AND BEYOND CANCER	Long-term condition status			
	Yes	No	Not given	All
Q53. After treatment, the patient definitely could get enough emotional support at home from community or voluntary services	23%	28%	36%	25%
Q54. The right amount of information and support was offered to the patient between final treatment and the follow up appointment	80%	82%	92%	82%
Q55. Patient was given enough information about the possibility and signs of cancer coming back or spreading	61%	64%	67%	63%

YOUR OVERALL NHS CARE	Long-term condition status			
	Yes	No	Not given	All
Q56. The whole care team worked well together	89%	92%	89%	90%
Q57. Administration of care was very good or good	84%	90%	89%	86%
Q58. Cancer research opportunities were discussed with patient	33%	32%	36%	33%
Q59. Patient's average rating of care scored from very poor to very good	8.8	9.0	8.6	8.8

Year on year charts

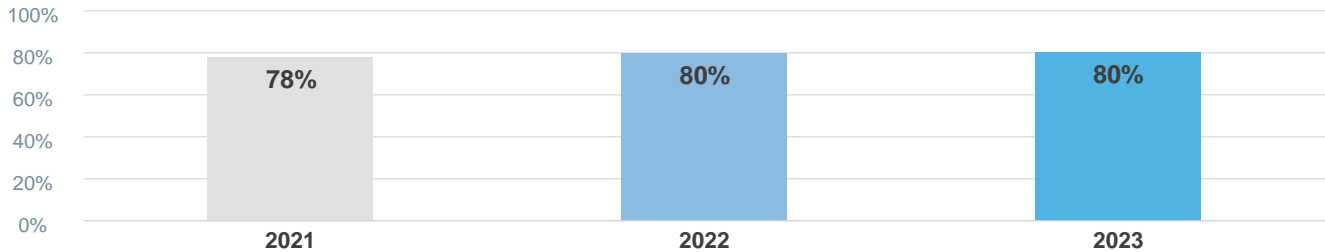
* Indicates where a score is not available due to suppression or a low base size.

** No score available for these years.

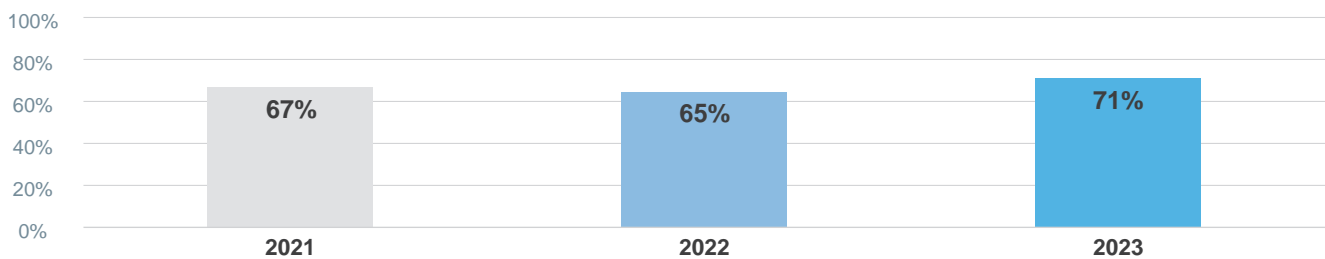
The scores are unadjusted and based on England scores only.

SUPPORT FROM YOUR GP PRACTICE

Q2. Patient only spoke to primary care professional once or twice before cancer diagnosis

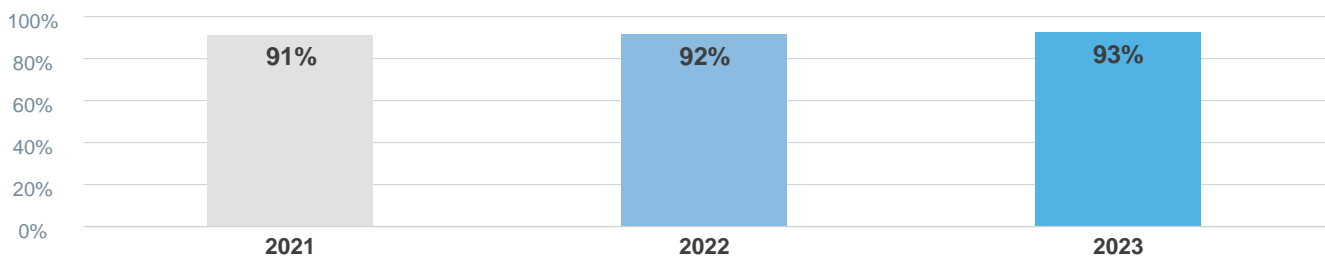


Q3. Referral for diagnosis was explained in a way the patient could completely understand

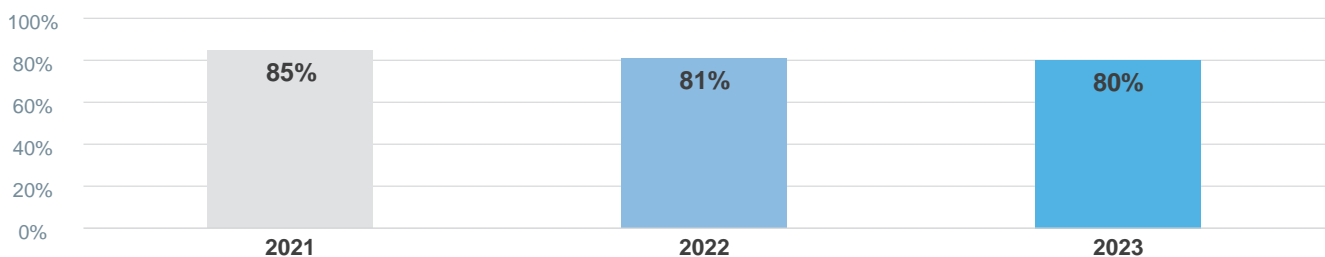


DIAGNOSTIC TESTS

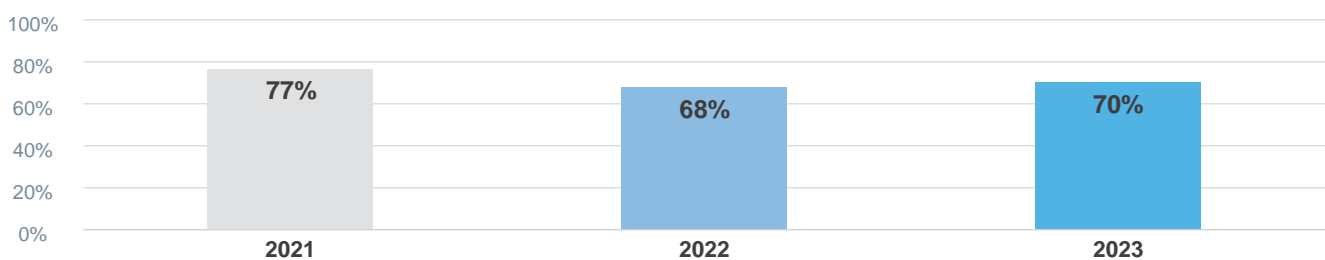
Q5. Patient received all the information needed about the diagnostic test in advance



Q6. Diagnostic test staff appeared to completely have all the information they needed about the patient



Q7. Patient felt the length of time waiting for diagnostic test results was about right



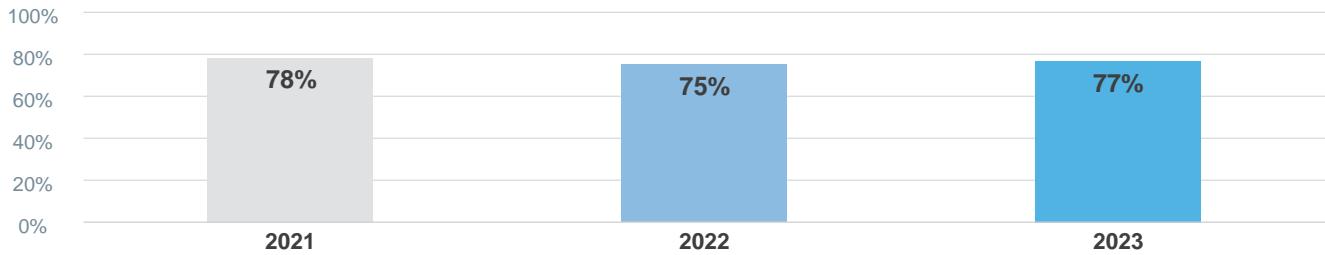
Year on year charts

* Indicates where a score is not available due to suppression or a low base size.

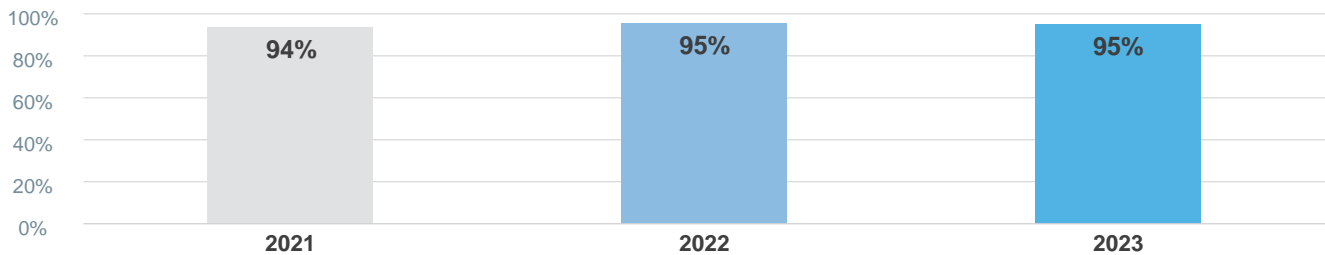
** No score available for these years.

The scores are unadjusted and based on England scores only.

Q8. Diagnostic test results were explained in a way the patient could completely understand

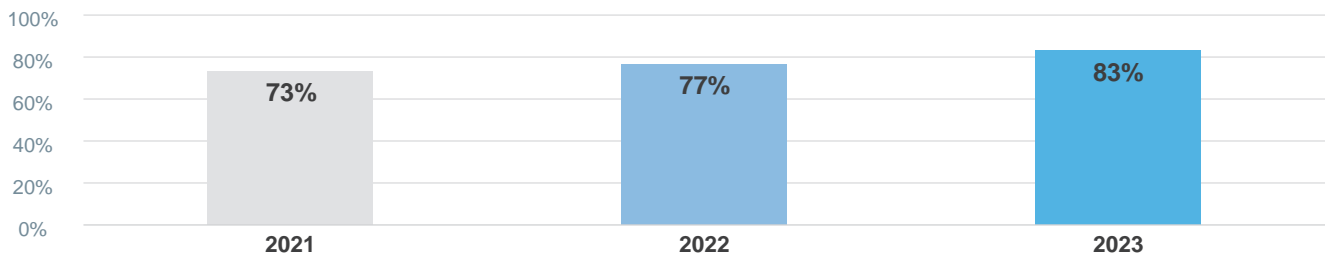


Q9. Enough privacy was always given to the patient when receiving diagnostic test results

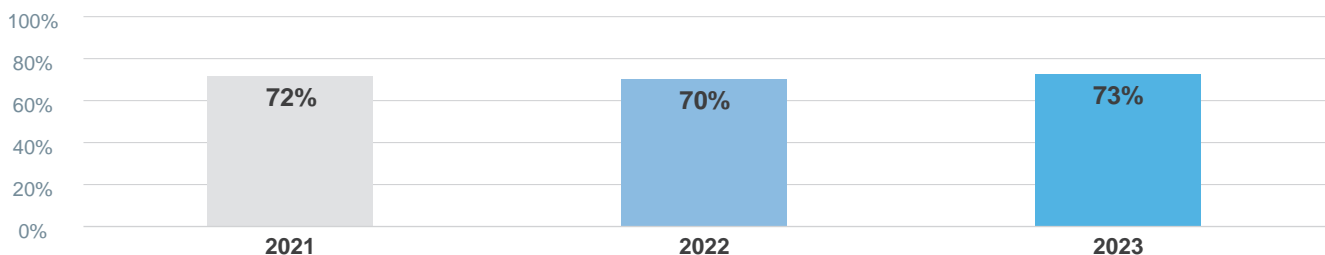


FINDING OUT THAT YOU HAD CANCER

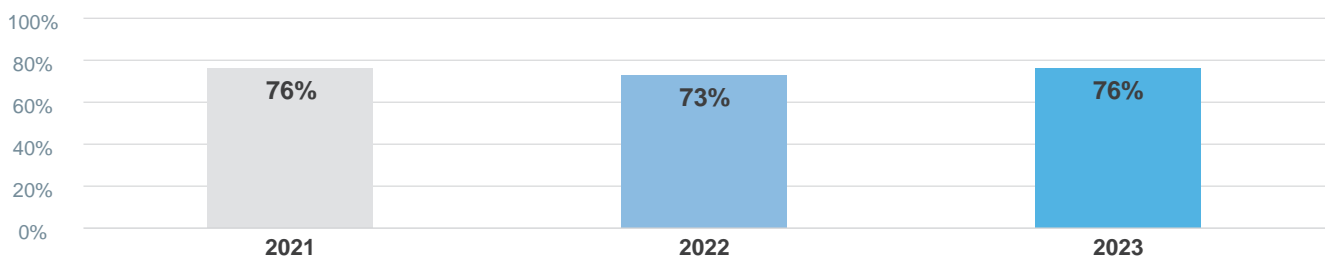
Q12. Patient was told they could have a family member, carer or friend with them when told diagnosis



Q13. Patient was definitely told sensitively that they had cancer



Q14. Cancer diagnosis explained in a way the patient could completely understand



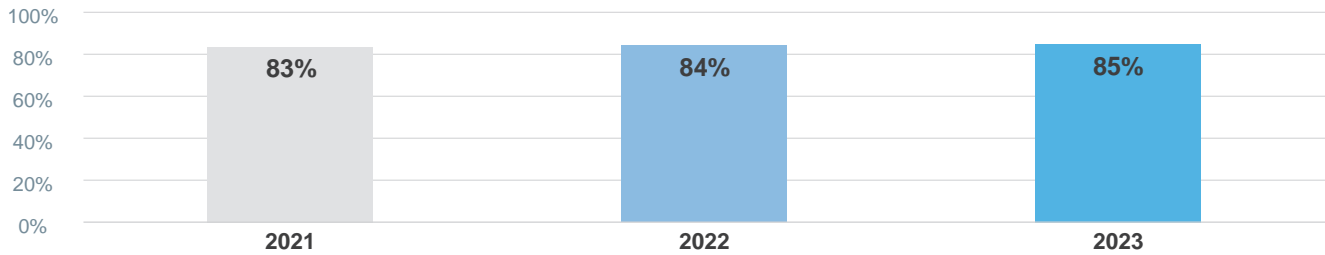
Year on year charts

* Indicates where a score is not available due to suppression or a low base size.

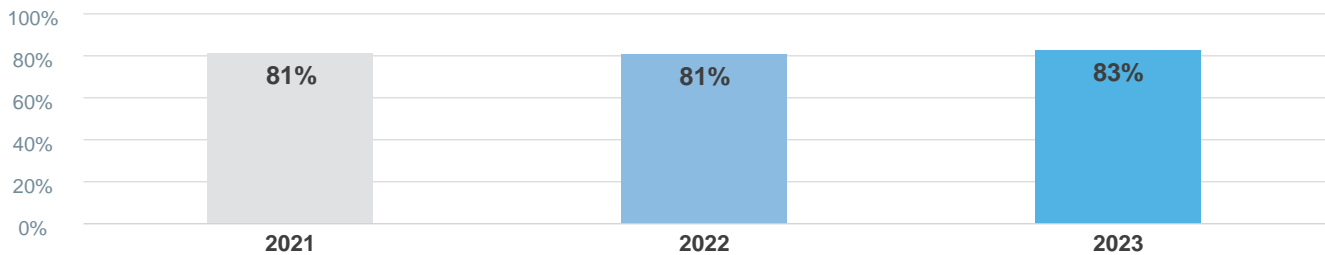
** No score available for these years.

The scores are unadjusted and based on England scores only.

Q15. Patient was definitely told about their diagnosis in an appropriate place

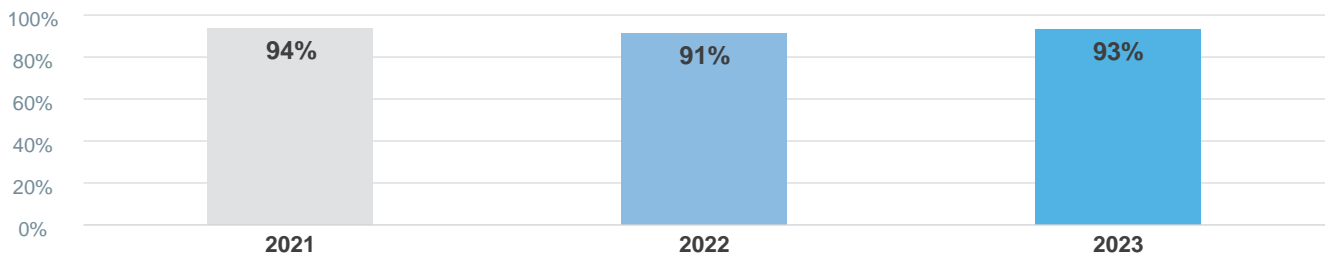


Q16. Patient was told they could go back later for more information about their diagnosis

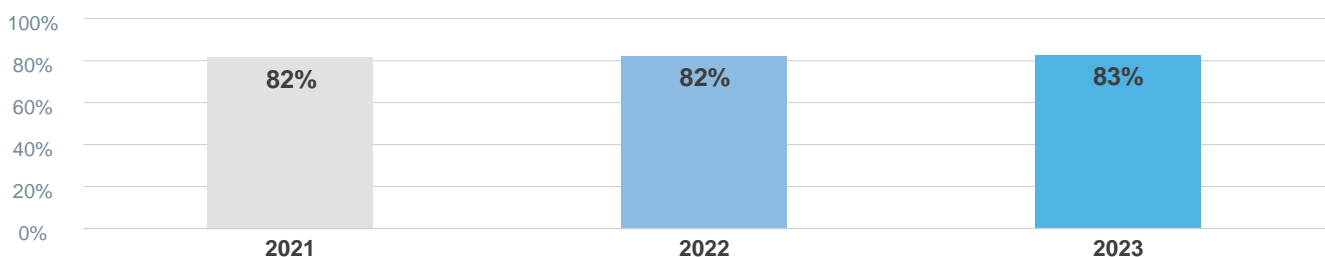


SUPPORT FROM A MAIN CONTACT PERSON

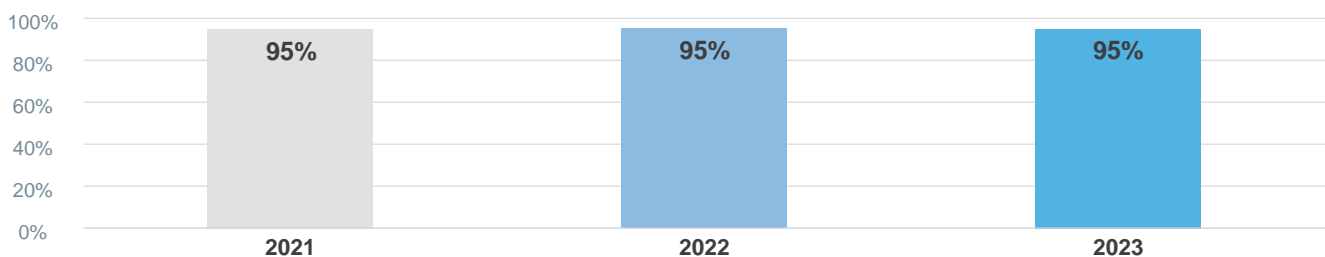
Q17. Patient had a main point of contact within the care team



Q18. Patient found it very or quite easy to contact their main contact person



Q19. Patient found advice from main contact person was very or quite helpful



Year on year charts

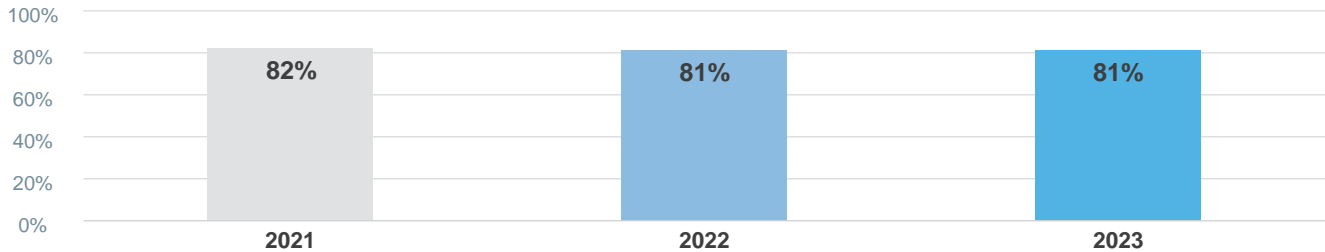
* Indicates where a score is not available due to suppression or a low base size.

** No score available for these years.

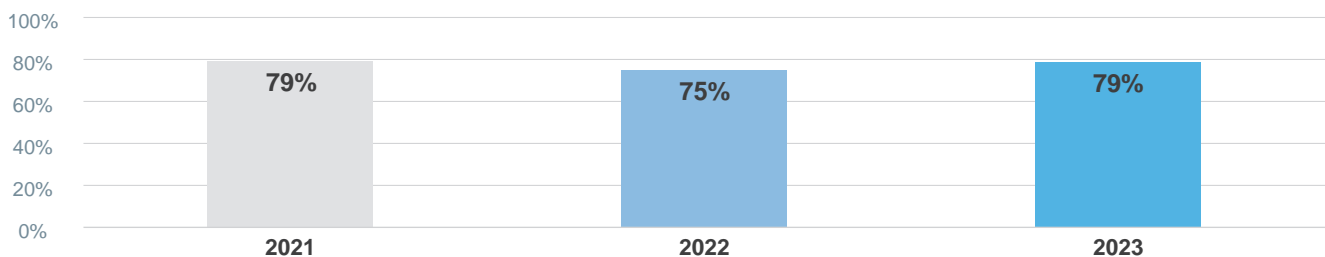
The scores are unadjusted and based on England scores only.

DECIDING ON THE BEST TREATMENT

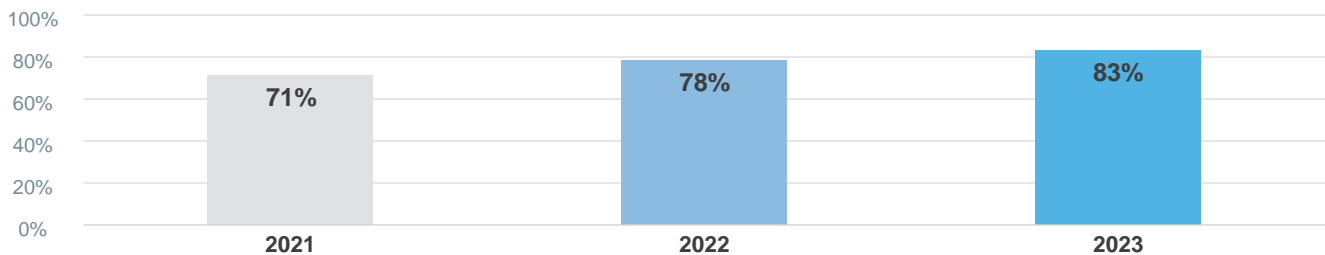
Q20. Treatment options were explained in a way the patient could completely understand



Q21. Patient was definitely involved as much as they wanted to be in decisions about their treatment



Q22. Family and/or carers were definitely involved as much as the patient wanted them to be in decisions about treatment options

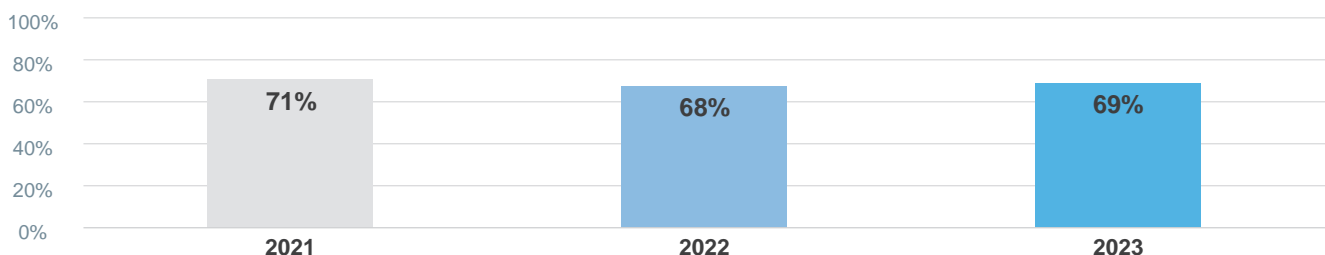


Q23. Patient could get further advice from a different healthcare professional before making decisions about their treatment options



CARE PLANNING

Q24. Patient was definitely able to have a discussion about their needs or concerns prior to treatment



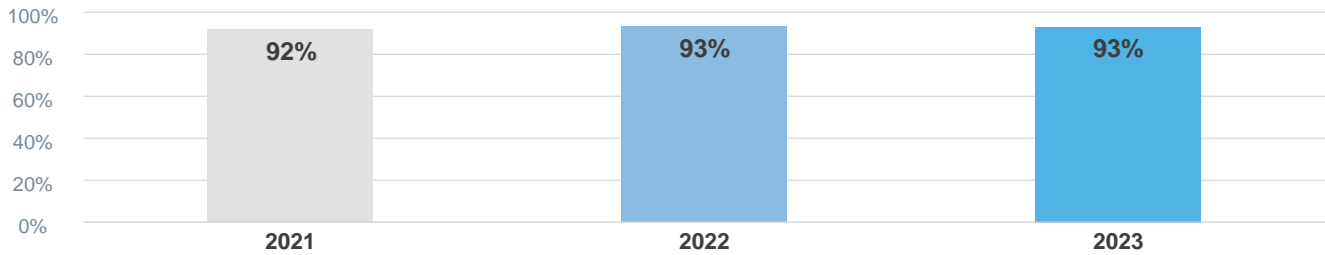
Year on year charts

* Indicates where a score is not available due to suppression or a low base size.

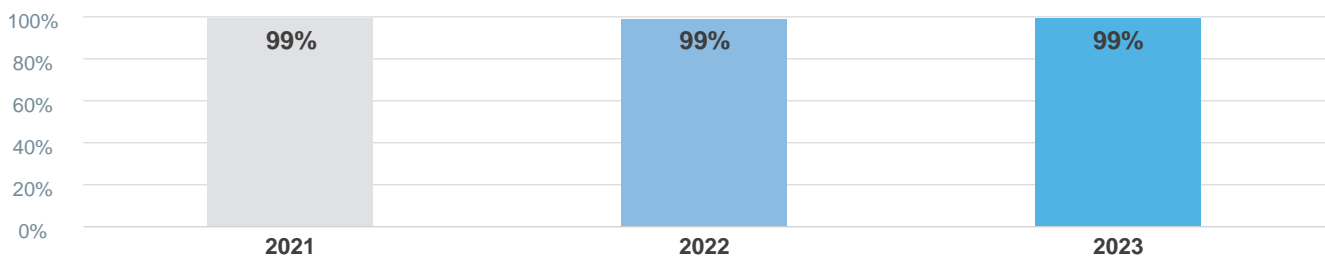
** No score available for these years.

The scores are unadjusted and based on England scores only.

Q25. A member of their care team helped the patient create a care plan to address any needs or concerns

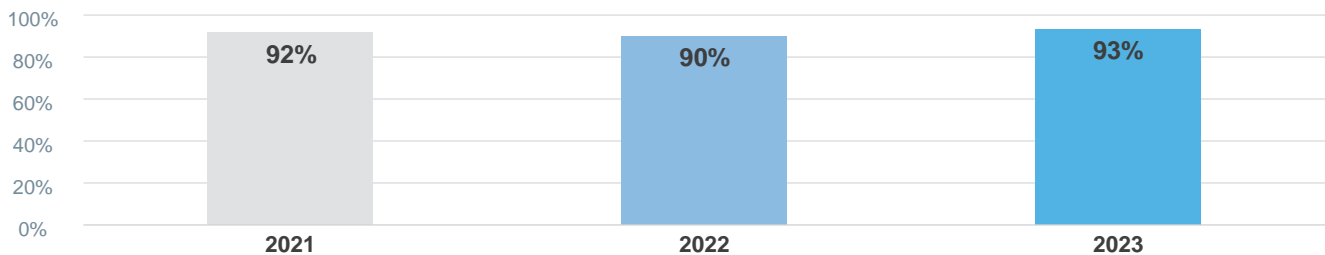


Q26. Care team reviewed the patient's care plan with them to ensure it was up to date

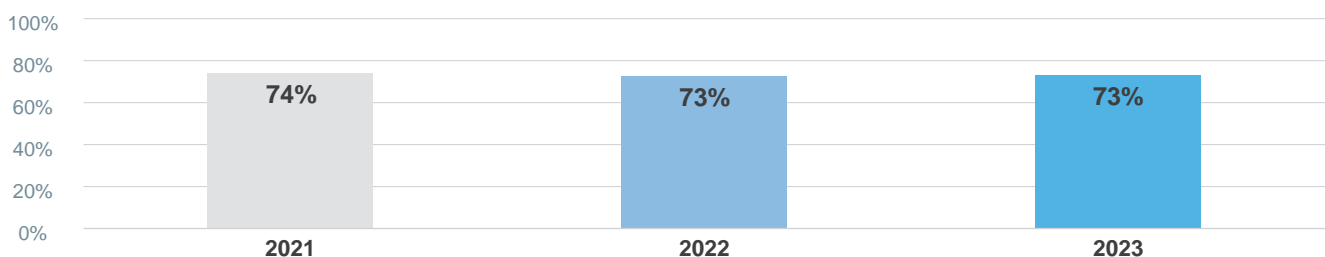


SUPPORT FROM HOSPITAL STAFF

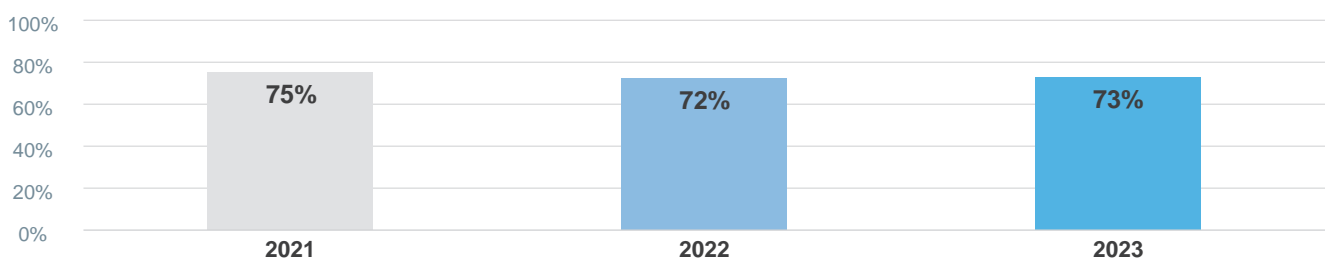
Q27. Staff provided the patient with relevant information on available support



Q28. Patient definitely got the right level of support for their overall health and well being from hospital staff



Q29. Patient was offered information about how to get financial help or benefits



Year on year charts

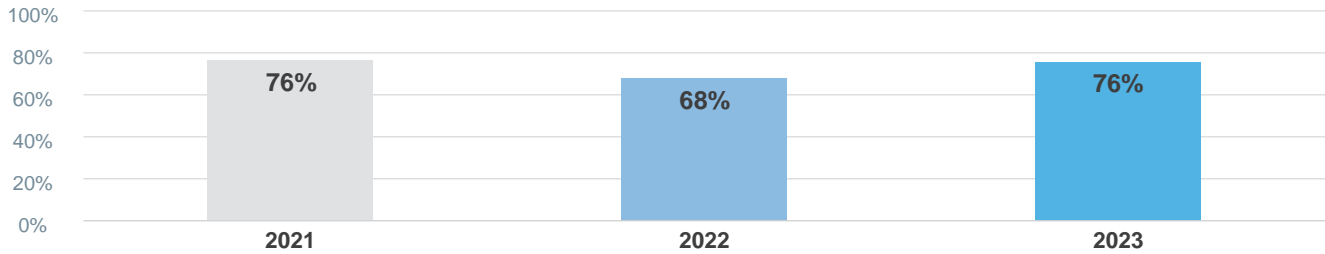
* Indicates where a score is not available due to suppression or a low base size.

** No score available for these years.

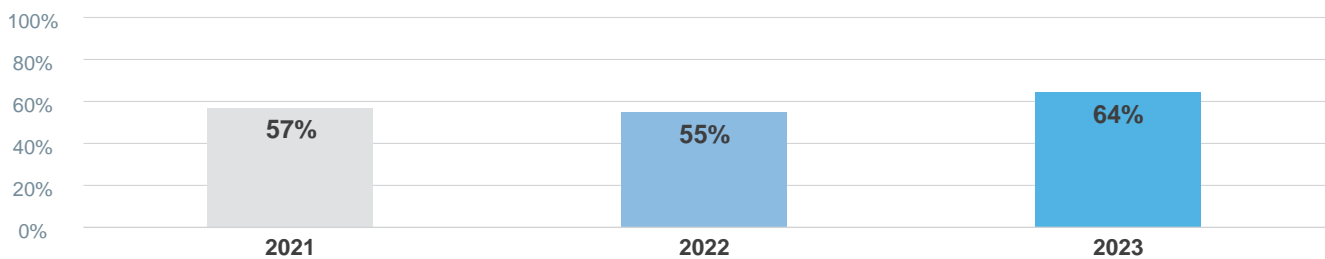
The scores are unadjusted and based on England scores only.

HOSPITAL CARE

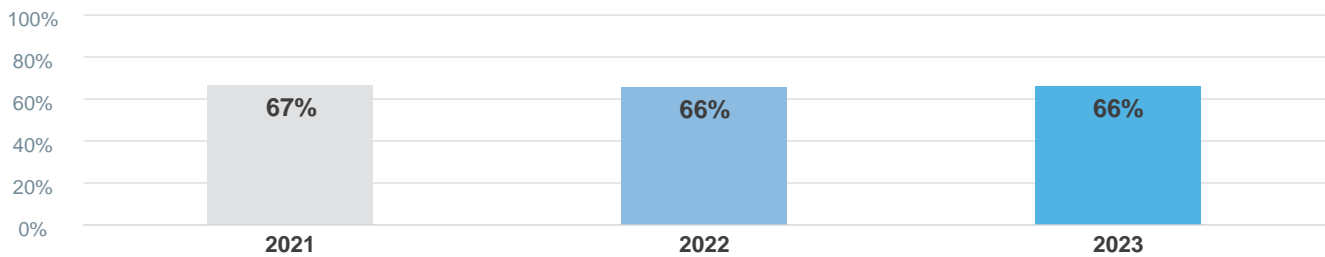
Q31. Patient had confidence and trust in all of the team looking after them during their stay in hospital



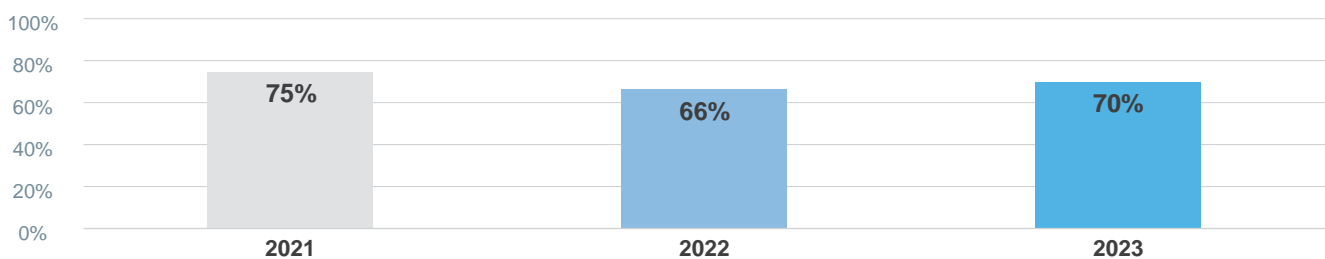
Q32. Patient's family, or someone close, was definitely able to talk to a member of the team looking after the patient in hospital



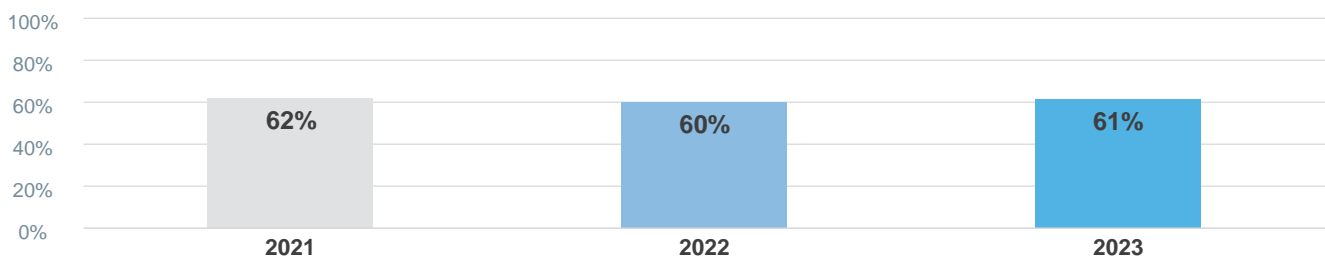
Q33. Patient was always involved in decisions about their care and treatment whilst in hospital



Q34. Patient was always able to get help from ward staff when needed



Q35. Patient was always able to discuss worries and fears with hospital staff



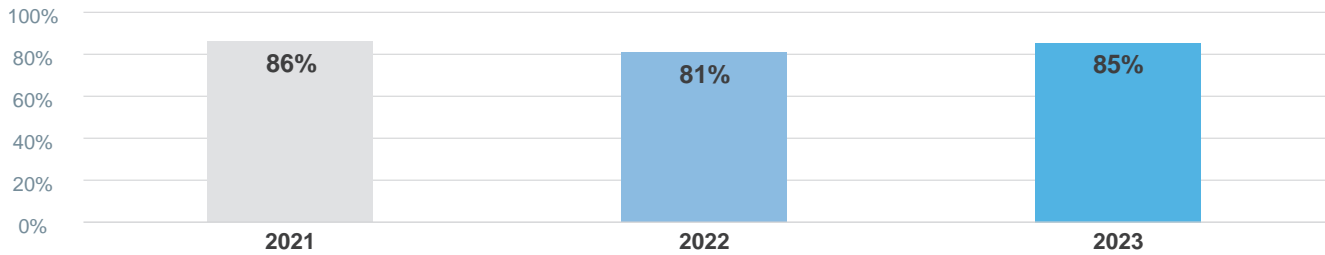
Year on year charts

* Indicates where a score is not available due to suppression or a low base size.

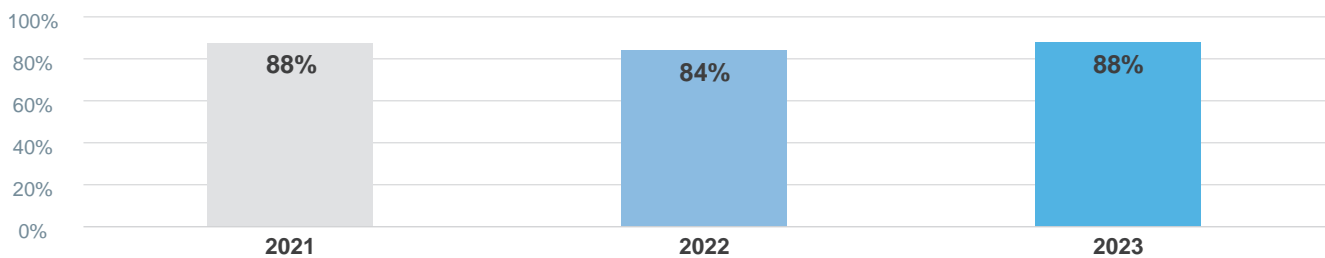
** No score available for these years.

The scores are unadjusted and based on England scores only.

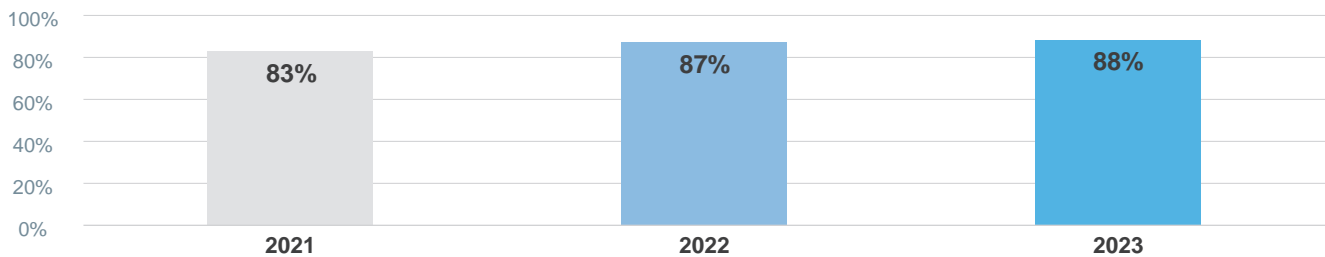
Q36. Hospital staff always did everything they could to help the patient control pain



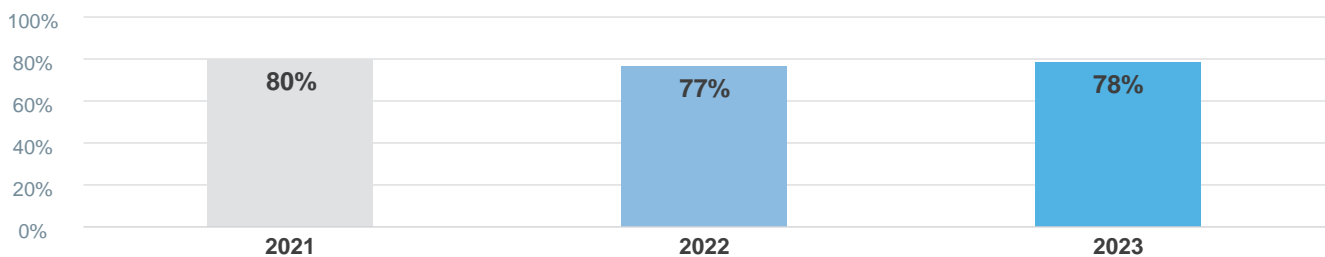
Q37. Patient was always treated with respect and dignity while in hospital



Q38. Patient received easily understandable information about what they should or should not do after leaving hospital

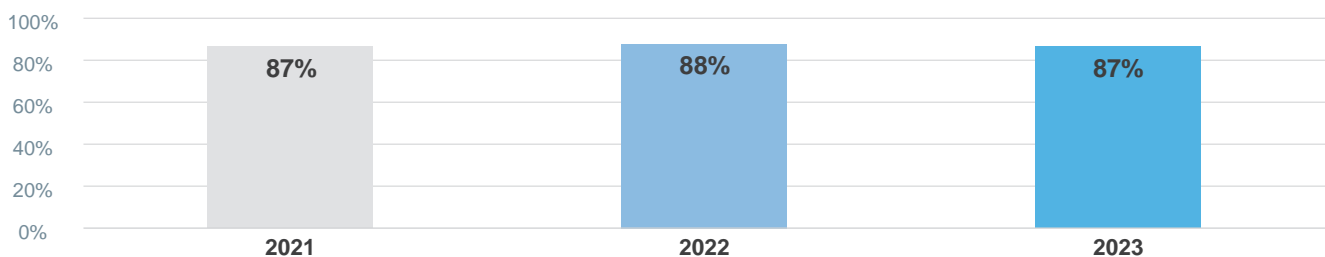


Q39. Patient was always able to discuss worries and fears with hospital staff while being treated as an outpatient or day case



YOUR TREATMENT

Q41_1. Beforehand patient completely had enough understandable information about surgery



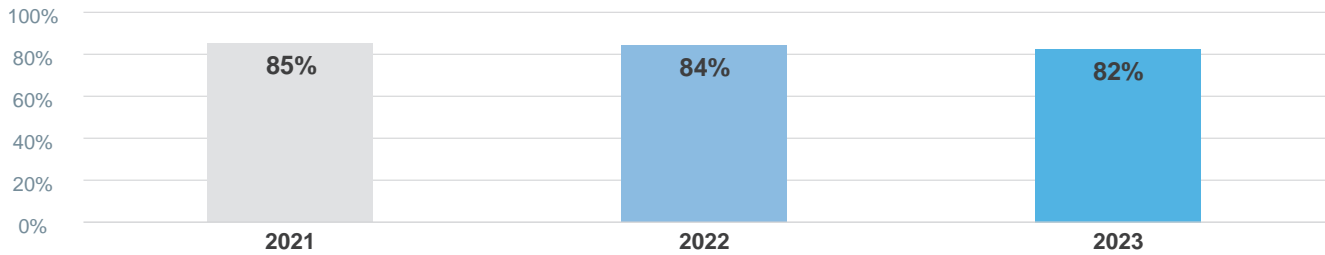
Year on year charts

* Indicates where a score is not available due to suppression or a low base size.

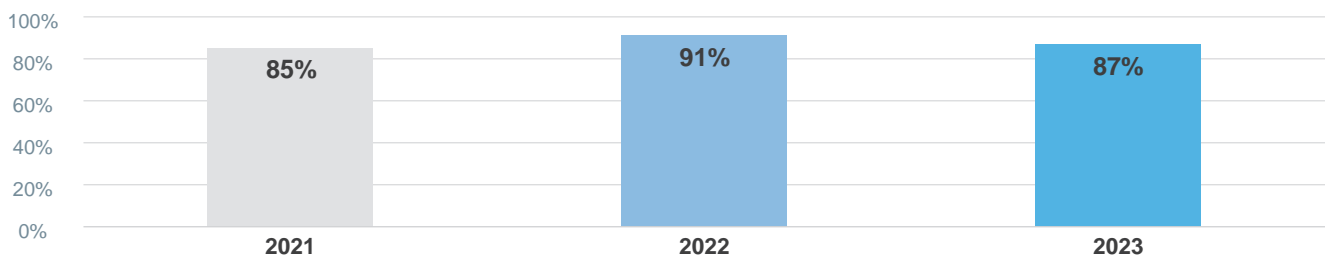
** No score available for these years.

The scores are unadjusted and based on England scores only.

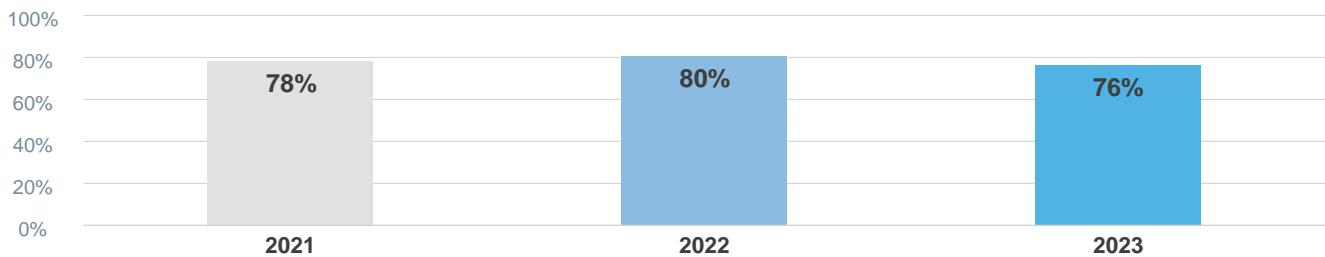
Q41_2. Beforehand patient completely had enough understandable information about chemotherapy



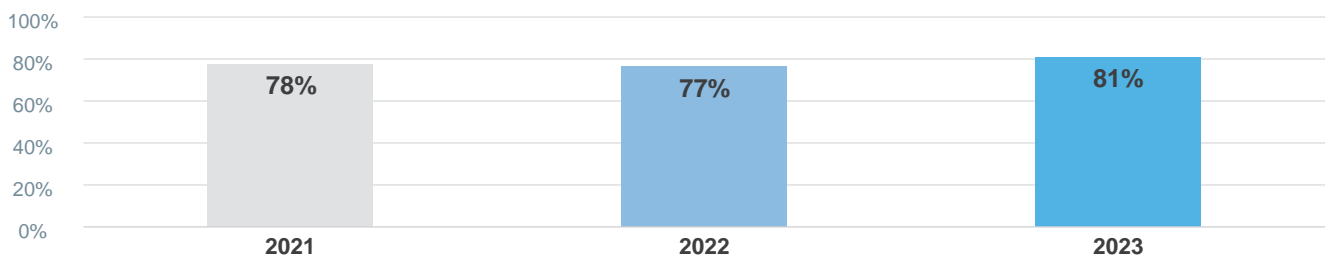
Q41_3. Beforehand patient completely had enough understandable information about radiotherapy



Q41_4. Beforehand patient completely had enough understandable information about hormone therapy



Q41_5. Beforehand patient completely had enough understandable information about immunotherapy



Q42_1. Patient completely had enough understandable information about their response to surgery



Year on year charts

* Indicates where a score is not available due to suppression or a low base size.

** No score available for these years.

The scores are unadjusted and based on England scores only.

Q42_2. Patient completely had enough understandable information about their response to chemotherapy



Q42_3. Patient completely had enough understandable information about their response to radiotherapy



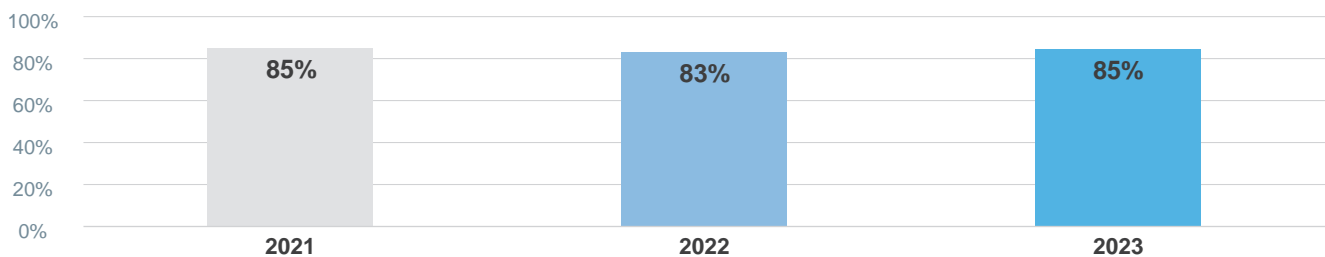
Q42_4. Patient completely had enough understandable information about their response to hormone therapy



Q42_5. Patient completely had enough understandable information about their response to immunotherapy



Q43. Patient felt the length of waiting time at clinic and day unit for cancer treatment was about right



Year on year charts

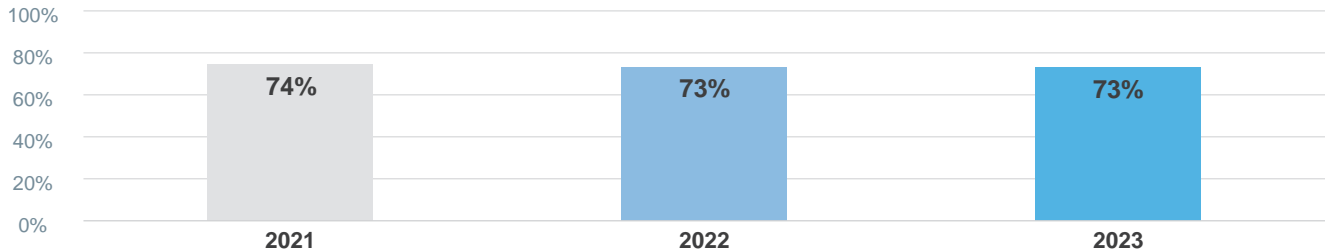
* Indicates where a score is not available due to suppression or a low base size.

** No score available for these years.

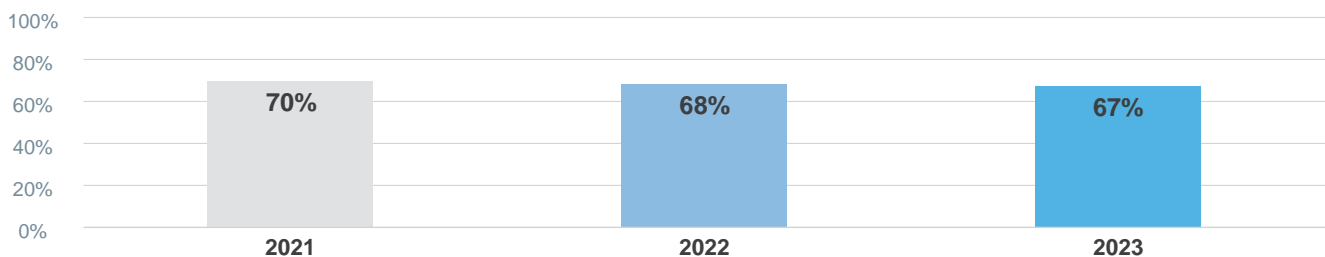
The scores are unadjusted and based on England scores only.

IMMEDIATE AND LONG TERM SIDE EFFECTS

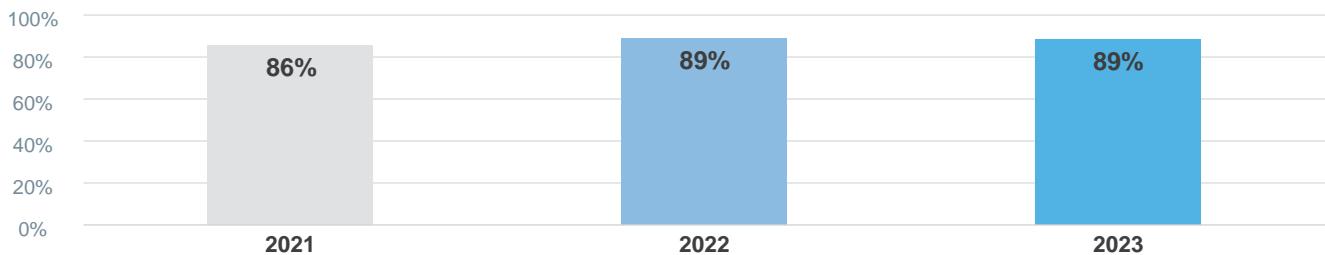
Q44. Possible side effects from treatment were definitely explained in a way the patient could understand



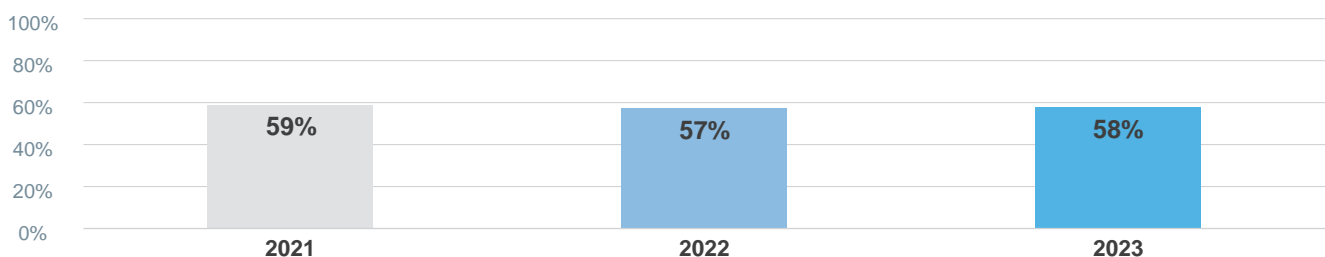
Q45. Patient was always offered practical advice on dealing with any immediate side effects from treatment



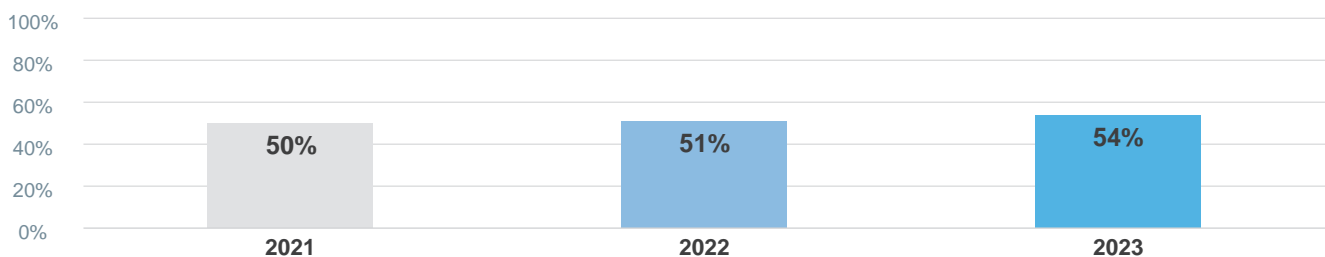
Q46. Patient was given information that they could access about support in dealing with immediate side effects from treatment



Q47. Patient felt possible long-term side effects were definitely explained in a way they could understand in advance of their treatment



Q48. Patient was definitely able to discuss options for managing the impact of any long-term side effects



Year on year charts

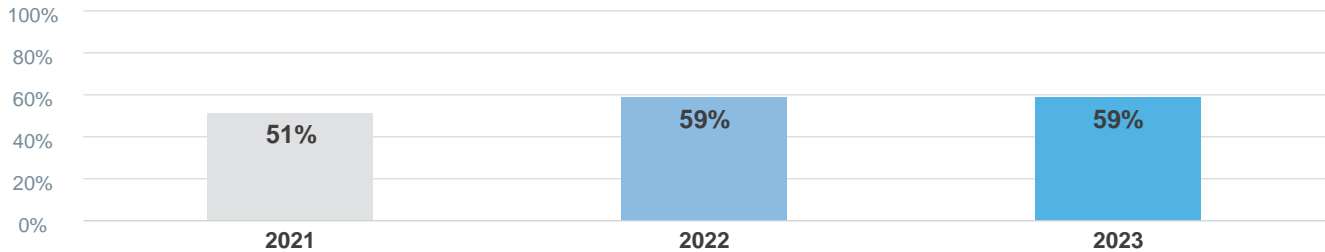
* Indicates where a score is not available due to suppression or a low base size.

** No score available for these years.

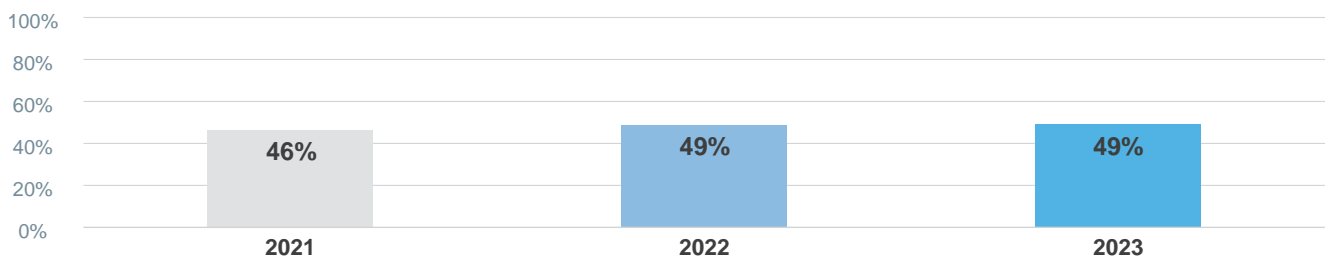
The scores are unadjusted and based on England scores only.

SUPPORT WHILE AT HOME

Q49. Care team gave family, or someone close, all the information needed to help care for the patient at home

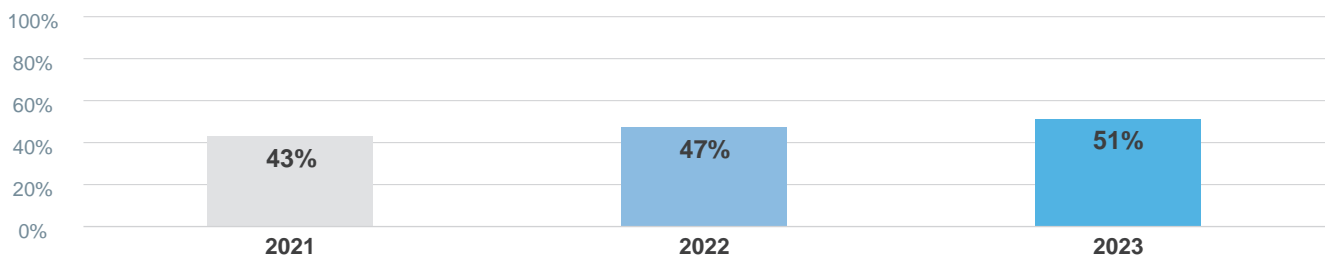


Q50. During treatment, the patient definitely got enough care and support at home from community or voluntary services

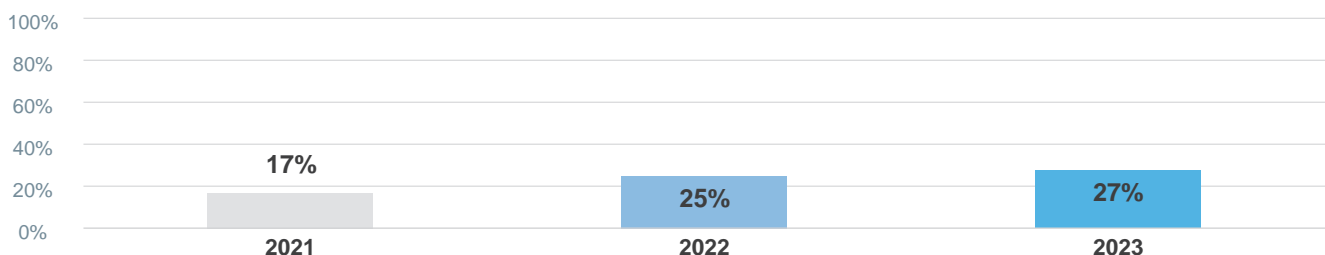


CARE FROM YOUR GP PRACTICE

Q51. Patient definitely received the right amount of support from their GP practice during treatment

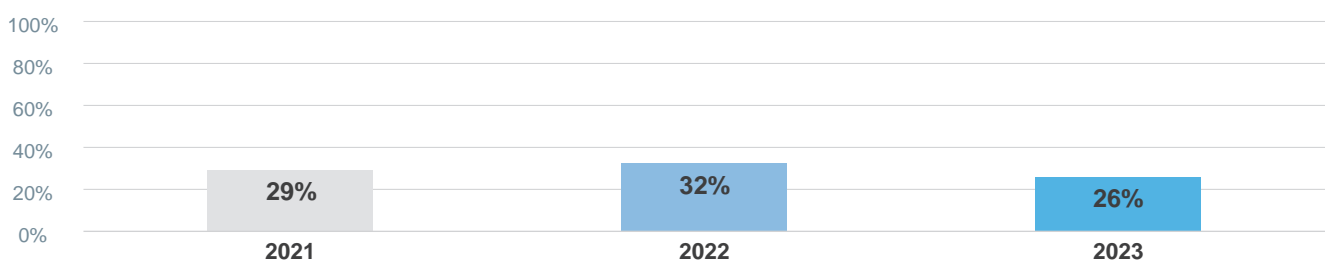


Q52. Patient has had a review of cancer care by GP practice



LIVING WITH AND BEYOND CANCER

Q53. After treatment, the patient definitely could get enough emotional support at home from community or voluntary services



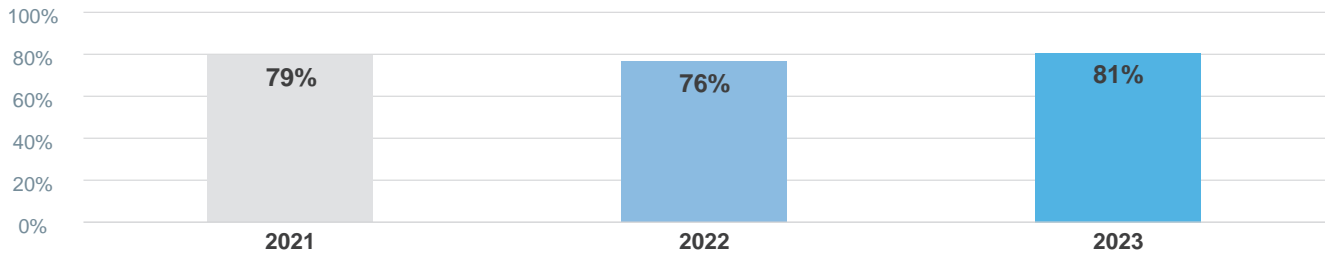
Year on year charts

* Indicates where a score is not available due to suppression or a low base size.

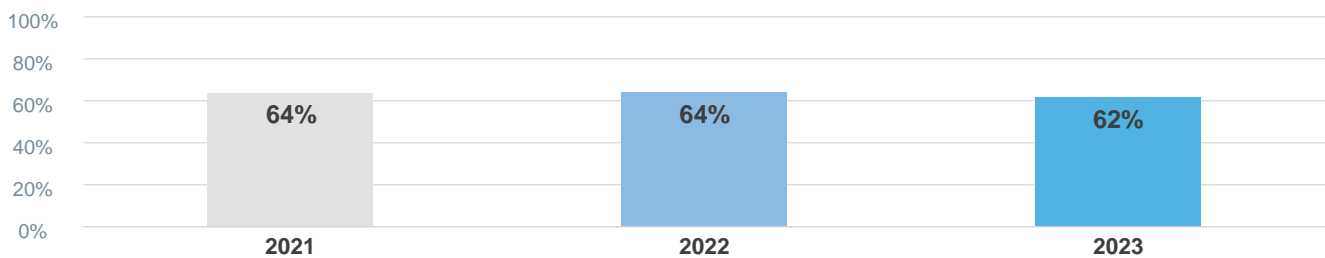
** No score available for these years.

The scores are unadjusted and based on England scores only.

Q54. The right amount of information and support was offered to the patient between final treatment and the follow up appointment

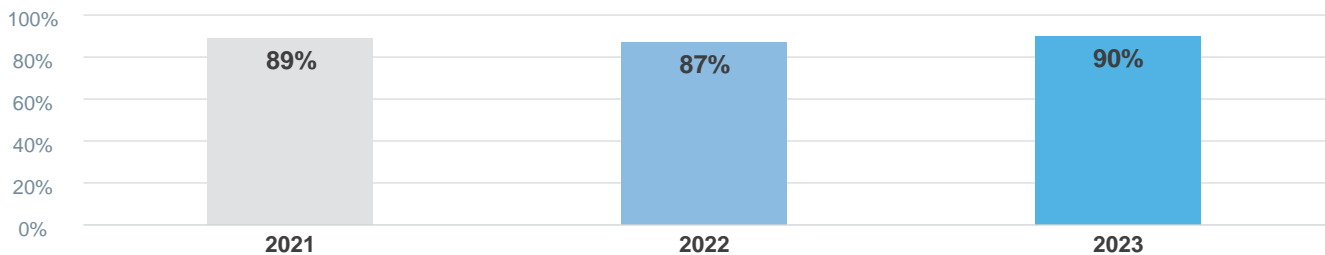


Q55. Patient was given enough information about the possibility and signs of cancer coming back or spreading

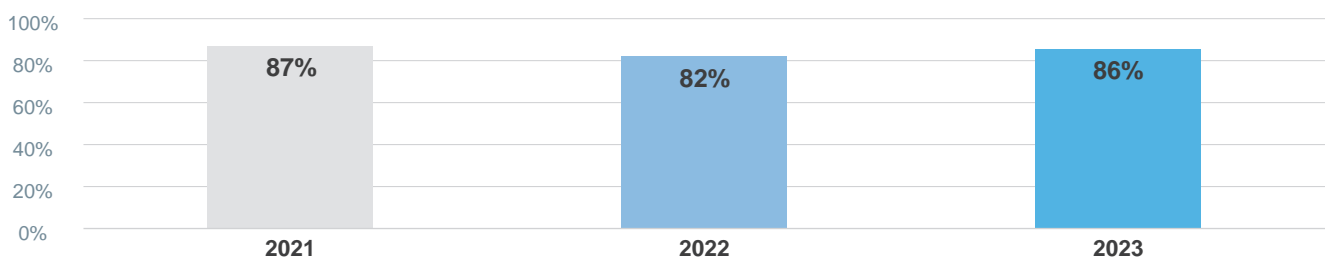


YOUR OVERALL NHS CARE

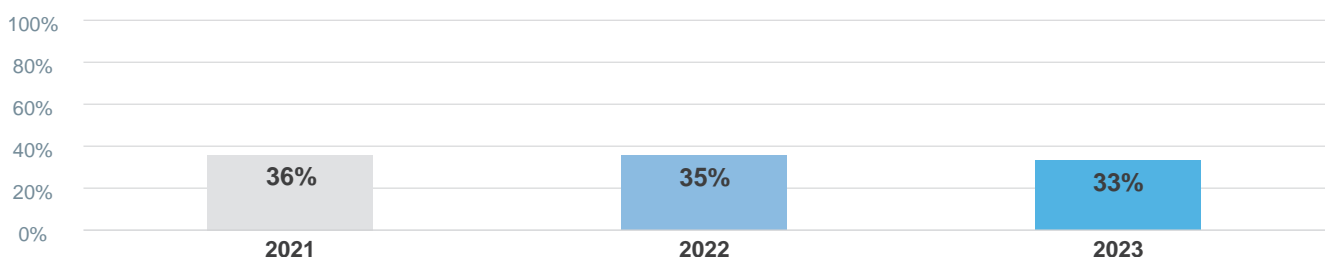
Q56. The whole care team worked well together



Q57. Administration of care was very good or good



Q58. Cancer research opportunities were discussed with patient



Year on year charts

* Indicates where a score is not available due to suppression or a low base size.

** No score available for these years.

The scores are unadjusted and based on England scores only.

Q59. Patient's average rating of care scored from very poor to very good

