

Cancer Patient Experience Survey

2023 Results

**Torbay and South Devon NHS
Foundation Trust**

Published July 2024

Contents

Executive summary	3
Introduction	4
Methodology	4
Understanding the results	5
Further information	7
Response rate	8
Expected range charts	10
Comparability tables	14
Tumour group tables	18
Age group tables	23
Male/Female/Non-binary/Other tables	27
Ethnicity tables	32
IMD quintile tables	36
Long-term condition status tables	40
Year on year charts	44

Executive summary

Questions above expected range

	Case mix adjusted scores			National score
	2023 score	Lower expected range	Upper expected range	
Q24. Patient was definitely able to have a discussion about their needs or concerns prior to treatment	77%	68%	76%	72%
Q27. Staff provided the patient with relevant information on available support	94%	88%	94%	91%
Q29. Patient was offered information about how to get financial help or benefits	81%	64%	77%	70%
Q41_4. Beforehand patient completely had enough understandable information about hormone therapy	86%	74%	85%	79%
Q42_2. Patient completely had enough understandable information about their response to chemotherapy	86%	77%	86%	81%
Q42_4. Patient completely had enough understandable information about their response to hormone therapy	85%	70%	82%	76%
Q43. Patient felt the length of waiting time at clinic and day unit for cancer treatment was about right	89%	71%	86%	78%
Q48. Patient was definitely able to discuss options for managing the impact of any long-term side effects	62%	49%	60%	55%
Q49. Care team gave family, or someone close, all the information needed to help care for the patient at home	71%	57%	66%	62%
Q54. The right amount of information and support was offered to the patient between final treatment and the follow up appointment	85%	73%	85%	79%

Questions below expected range

	Case mix adjusted scores			National score
	2023 score	Lower expected range	Upper expected range	
Q52. Patient has had a review of cancer care by GP practice	19%	19%	26%	23%

Introduction

The National Cancer Patient Experience Survey 2023 is the thirteenth iteration of the survey first undertaken in 2010. It has been designed to monitor progress on cancer care; to provide information to drive local quality improvements; to assist commissioners and providers of cancer care; and to inform the work of the various charities and stakeholder groups supporting cancer patients.

The survey was undertaken by Picker on behalf of NHS England and it was overseen by a national Cancer Patient Experience Advisory Group. This Advisory Group set the principles and objectives of the survey programme and guided questionnaire development. The survey was commissioned and managed by NHS England. The survey provider, Picker, is responsible for designing, running and analysing the survey.

The 2023 survey involved 132 NHS Trusts. Out of 121,121 people, 63,428 people responded to the survey, yielding a response rate of 52%.

Methodology

Eligibility, fieldwork and survey methods

The sample for the survey included all adult (aged 16 and over) NHS patients, with a confirmed primary diagnosis of cancer, discharged from an NHS Trust after an inpatient episode or day case attendance for cancer related treatment in the months of April, May and June 2023. The fieldwork for the survey was undertaken between November 2023 and February 2024.

As in the previous eight years, the survey used a mixed mode methodology. Questionnaires were sent by post, with two reminders where necessary, but also included an option to complete the questionnaire online. A Freephone helpline and email was available for respondents to opt out, ask questions about the survey, enable them to complete their questionnaire over the phone and provide access to a translation and interpreting facility for those whose first language was not English.

Note on question comparability

The questionnaire was redeveloped for the 2021 National Cancer Patient Experience Survey. Year on year comparisons between 2021, 2022 and 2023 are included in this report for most questions. A review of the questionnaire in 2023 saw four changes being made:

- The question text for Q23 and Q42 were amended. These questions are no longer deemed comparable to 2021 and 2022.
- The long-term condition question (Q67) was amended to include “Autism or autism spectrum condition” as a response option. And the “Neurological condition” answer option was updated to include an example condition changing it to “Neurological condition, such as epilepsy”. These changes see the answer option “Neurological condition, such as epilepsy” as no longer being deemed comparable to 2021 and 2022.
- The ethnic group question (Q71) was amended to include “Roma” as an answer option. The ethnic group question is still deemed comparable to 2021 and 2022.

Case-mix adjustment

Both unadjusted and adjusted scores are presented in this report. Case-mix adjusted scores allow us to account for the impact that differing patient populations might have on results. By using the case-mix adjusted estimates we can obtain a greater understanding of how a Trust is performing given their patient population. The factors taken into account in this case-mix adjustment are Male/Female/Non-binary/Other, age, ethnicity, deprivation, and cancer type.

Unadjusted data should be used to see the actual responses from patients relating to the Trust. Case-mix adjusted data, together with expected ranges, should be used to understand whether the results are significantly higher or lower than national results taking account of the patient mix.

Scoring methodology

Sixty-one questions from the questionnaire are scored as these questions relate directly to patient experience. For all but one question (Q59), the score shows the percentage of respondents who gave

the most favourable response to a question. For Q59, respondents rate their overall care on a scale of 0 to 10, of which the average was calculated for this question's score. The percentages in this report have been rounded to the nearest percentage point. Therefore, in some cases the figures do not appear to add up to 100%.

In 2022, following a review of the scoring methodology, a change was made to the scoring of Q12 such that the response option "No, I was told by letter or email" is no longer considered neutral and is now scored as negative.

Statistical significance

In the reporting of 2023 results, appropriate statistical tests have been undertaken to identify unadjusted scores for which the change over time is 'statistically significant'. A statistically significant difference means that the change in the result is very unlikely to have occurred by chance.

Suppression

Data is suppressed for two reasons: to ensure unreliable results based on very small numbers of respondents are not released, and to prevent individuals being identifiable in the data.

In cases where a result is based on fewer than 10 responses, the result has been suppressed. For example, where fewer than 10 people answered a question from a particular Trust, the results are not shown for that question for that Trust.

For Trusts with an eligible population of 1,000 or fewer, data relating to the respondent and their condition has been suppressed where 5 people or fewer were in a particular category. In instances where only one has been suppressed, the next lowest category has been suppressed to prevent back calculation from the total number of responses.

Additional suppression

Additional suppression happens if only **one** Trust has a score suppressed. If this happens, we will suppress another Trust's results (both the Trust level and sub-group results for the question) based on the next lowest number of respondents for the score. We do this so that the national score cannot be used to work out the score for the individual Trust.

The same rule applies to groups in each sub-group breakdown. For example, if only one Trust has the 85+ age group suppressed for Q25 we will need to suppress another Trust's results for the 85+ age group on Q25. This suppression is based on the 85+ age group with the next lowest number of respondents for Q25.

Understanding the results

This report shows how this Trust scored for each question in the survey compared with national results. It is aimed at helping individual Trusts to understand their performance and identify areas for local improvement. Below is a description of the type of results presented within this report and how to understand them.

Expected range charts

The expected range charts in this report show a bar with the lowest and highest score received for each question nationally. Within this bar, an expected range is given (within the grey bar) and a black diamond represents the actual score for this Trust.

Trusts whose score is above the upper limit of the expected range (in the dark blue) are positive outliers, with a score statistically significantly higher than the national mean. This indicates that the Trust performs better than what Trusts of the same size and demographics are expected to perform. The opposite is true if the score is below the lower limit of the expected range (in the light blue); these are negative outliers. For scores within the expected range (in the grey), the score is what we would expect given the Trust's size and demographics.

Comparability tables

The comparability tables show the 2022 and 2023 unadjusted scores for this Trust for each scored question. The Change 2022-2023 and Change overall columns show whether the scores show a statistically significant variation between years. This is shown between 2022-2023 and as an overall

between 2021-2023. An upwards arrow indicates a statistically significant increase, a downwards arrow indicates a statistically significant decrease and no arrow indicates no statistically significant change.

The adjusted 2023 score will also be presented for each scored question along with the lower and upper expected range and national score. Scores above the upper limit of the expected range will be highlighted dark blue, scores below the lower limit of the expected range will be highlighted light blue, and scores within the lower and upper limit of the expected ranges will be highlighted grey.

Sub-group breakdowns

Unadjusted scores are shown for tumour group, Male/Female/Non-binary/Other, age, IMD quintile, long-term condition status and ethnicity breakdowns. Unadjusted scores for the same sub-group across different Trusts may not be comparable, as they do not account for the impact that differing patient populations might have on results.

Tumour group tables

The tumour group tables show the unadjusted scores for each scored question for each of the 13 tumour groups. Central nervous system is abbreviated as 'CNS' and lower gastrointestinal tract is abbreviated as 'LGT' throughout this report.

Age group tables

The age group tables show the unadjusted scores for each scored question for each of the eight age groups.

Male/Female/Non-binary/Other tables

These tables show the unadjusted scores for the following groups male; female; non-binary; prefer to self-describe; and prefer not to say.

Ethnicity tables

The ethnicity tables show the unadjusted scores for six ethnicity groups.

Long-term condition status tables

The long-term condition status tables show the unadjusted scores for two groups: those who indicate they have one or more long-term conditions and those who indicate that they have no long-term conditions.

IMD quintile tables

The IMD quintile tables show the unadjusted scores for five quintiles based on relative disadvantage, with quintile 1 being the most deprived and quintile 5 being the least deprived.

Year on year charts

The year on year charts show three columns representing the unadjusted scores of the last three years (2021, 2022 and 2023) for each scored question.

National level and England level data

In some cases (343 respondents in 2023), patients from outside England (from Wales, Scotland, Northern Ireland, the Channel Islands or the Isle of Man) are referred to English NHS Trusts for treatment. These patients are described as 'Non-England' in the data.

National level data (England and Non-England) is used for:

- Response rate section
- National column in comparability tables section
- Sub-group tables section (Tumour group tables, Age group tables, Male/Female/Non-binary/Other tables, Ethnicity tables, IMD quintile tables and Long-term condition status tables)

England only level data is used for:

- Expected range charts section (as case-mix adjustment includes IMD data specific to England)
- Comparability tables section
- Year on year charts section.

Further information

This research was carried out in accordance with the international standard for organisations conducting market and social research (accreditation to ISO20252:2019; certificate number GB08/74322). Our statistical practice is regulated by the Office for Statistics Regulation (OSR). OSR sets the standards of trustworthiness, quality, and value in the Code of Practice for Statistics that all producers of official statistics should adhere to. You are welcome to contact us directly with any comments about how we meet these standards. Alternatively, you can contact OSR by emailing regulation@statistics.gov.uk or via the OSR website.

For more information on the methodology, please see the Technical Document. It can be viewed along with the 2023 questionnaire and survey guidance on the website at www.ncpes.co.uk. For all other outputs at Trust level, please see the Excel tables and dashboards at www.ncpes.co.uk.

Response rate

Overall response rate

613 patients responded out of a total of 1,002 patients, resulting in a response rate of 61%.

	Sample size	Adjusted sample	Completed	Response rate
Overall response rate	1,074	1,002	613	61%
National	129,231	121,121	63,438	52%

Respondents by survey type

	Number of respondents
Paper	525
Online	88
Phone	0
Translation service	0
Total	613

Respondents by tumour group

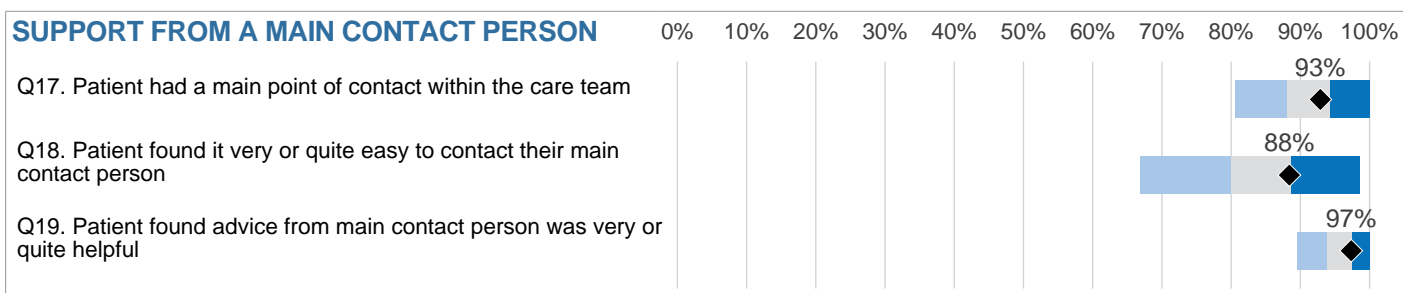
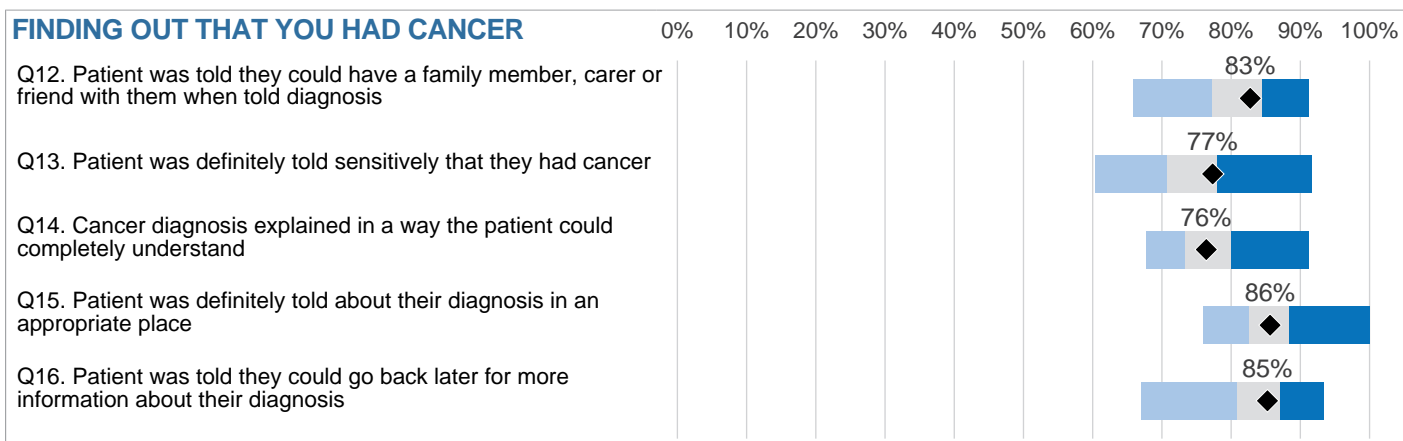
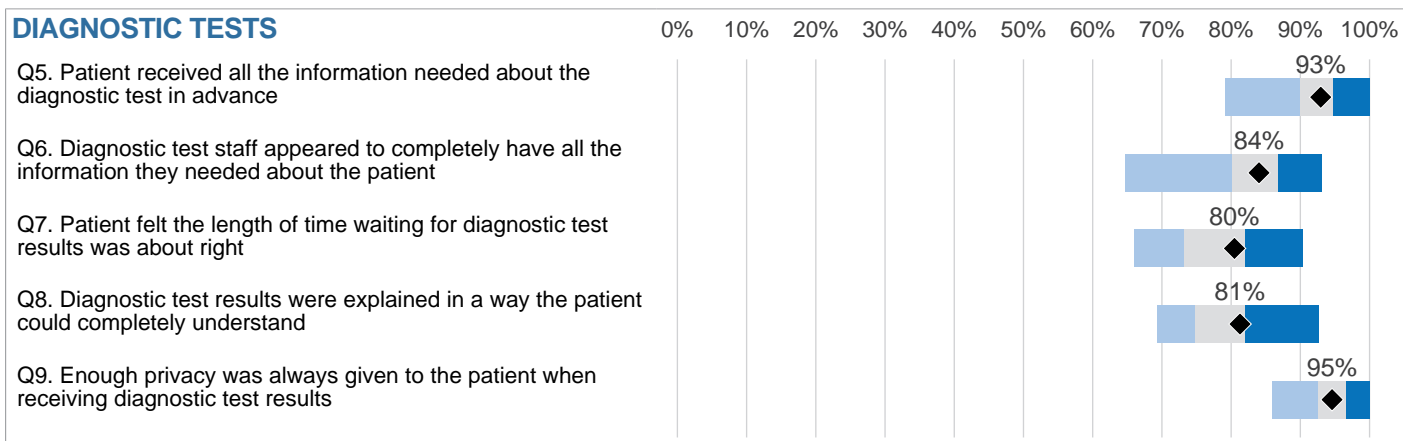

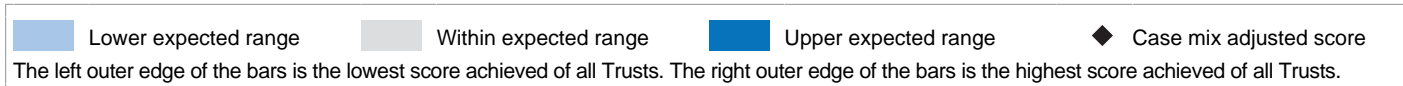
	Number of respondents
Brain / CNS	4
Breast	190
Colorectal / LGT	71
Gynaecological	23
Haematological	73
Head and neck	14
Lung	32
Prostate	125
Sarcoma	5
Skin	21
Upper gastro	23
Urological	24
Other	8
Total	613

Respondents by ethnicity

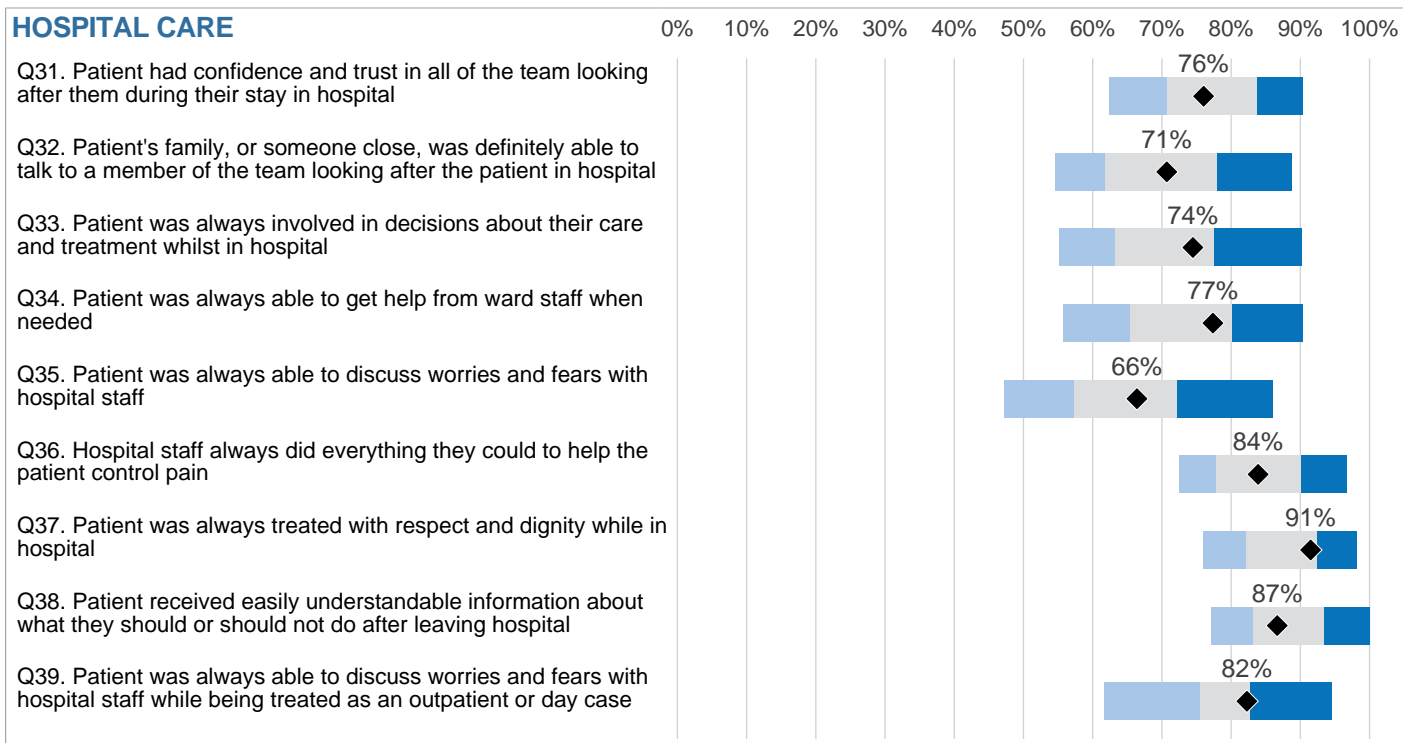
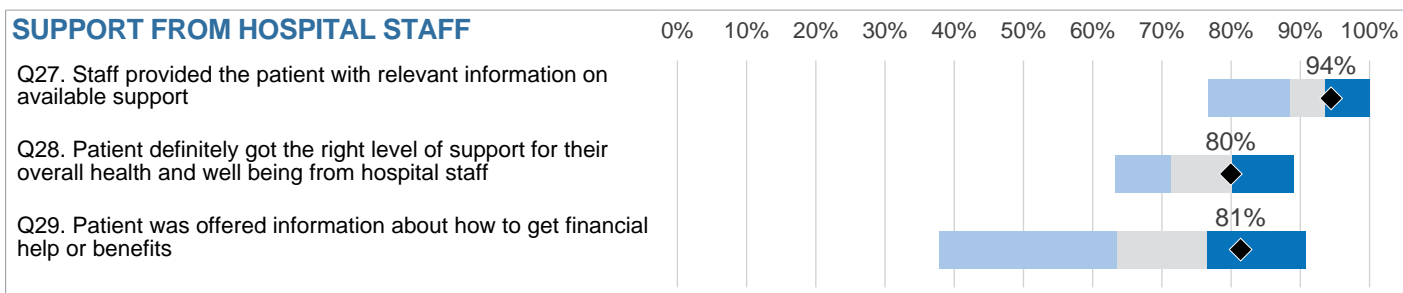
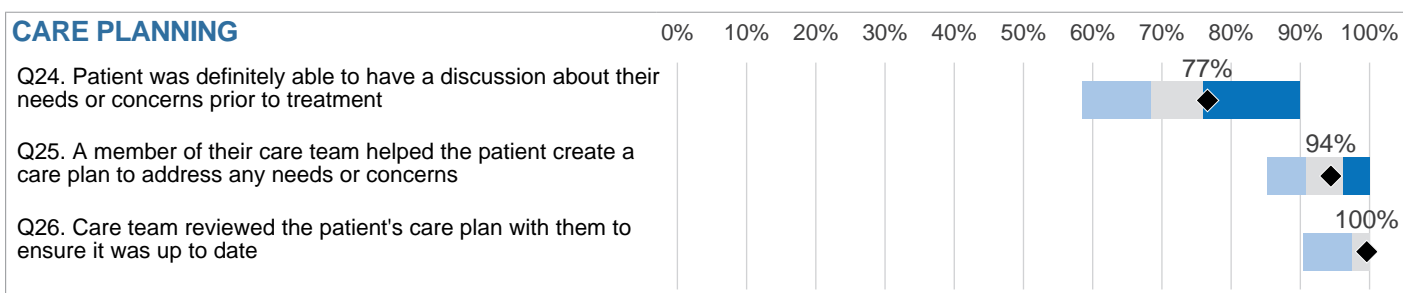
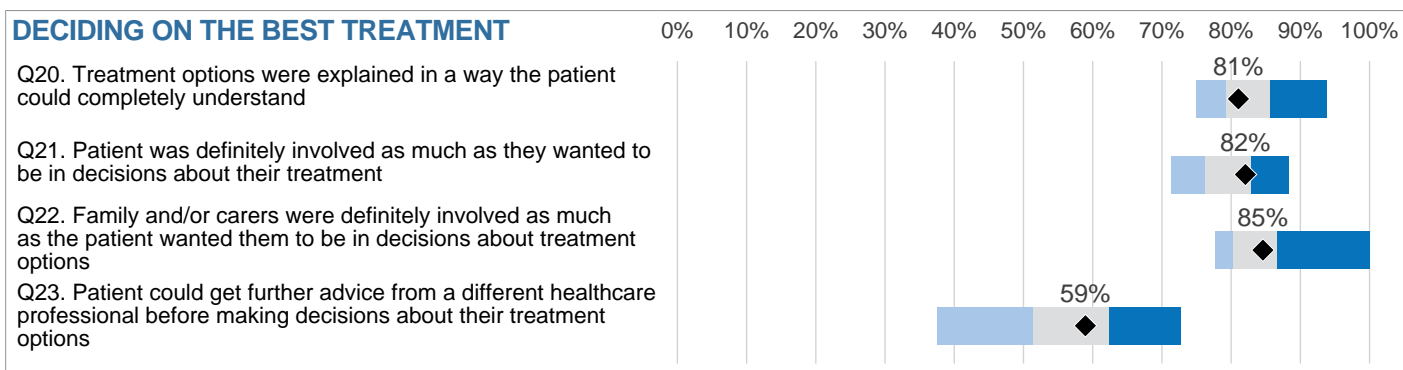
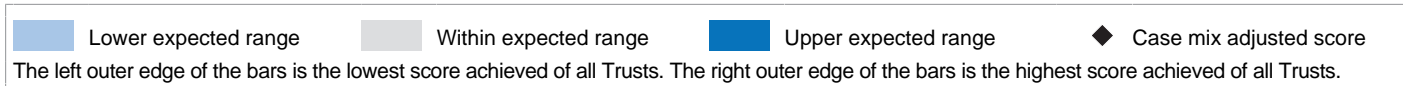
	Number of respondents
White	
English / Welsh / Scottish / Northern Irish / British	554
Irish	*
Gypsy or Irish Traveller	*
Roma	*
Any other White background	11
Mixed / Multiple Ethnic Groups	
White and Black Caribbean	*
White and Black African	*
White and Asian	*
Any other Mixed / multiple ethnic background	*
Asian or Asian British	
Indian	*
Pakistani	*
Bangladeshi	*
Chinese	*
Any other Asian background	*
Black / African / Caribbean / Black British	
African	*
Caribbean	*
Any other Black / African / Caribbean background	*
Other Ethnicity	
Arab	*
Any other ethnic group	*
Not given	
Not given	35
Total	613

* indicates the count is not shown due to suppression


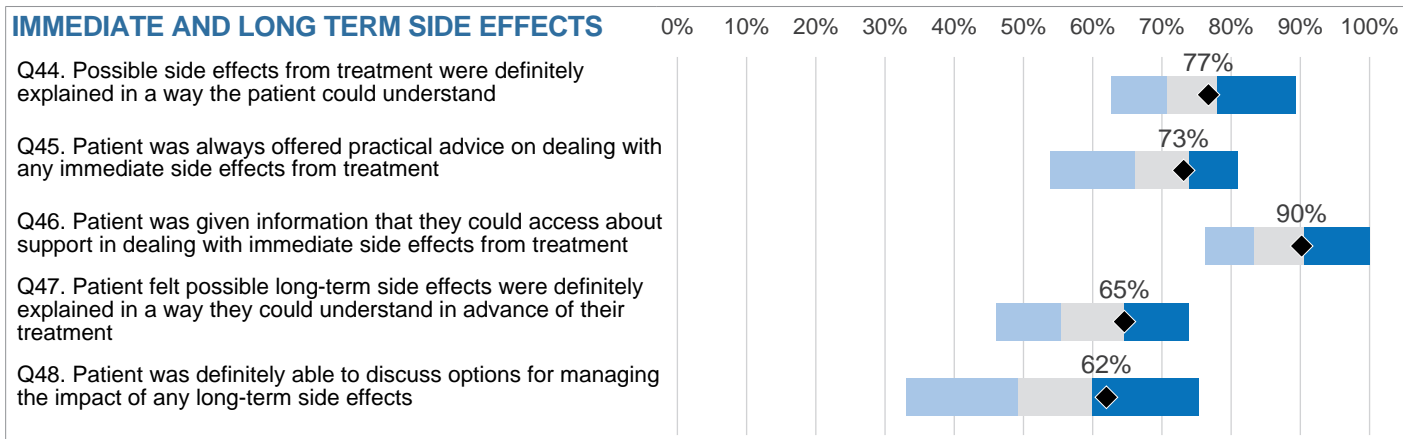
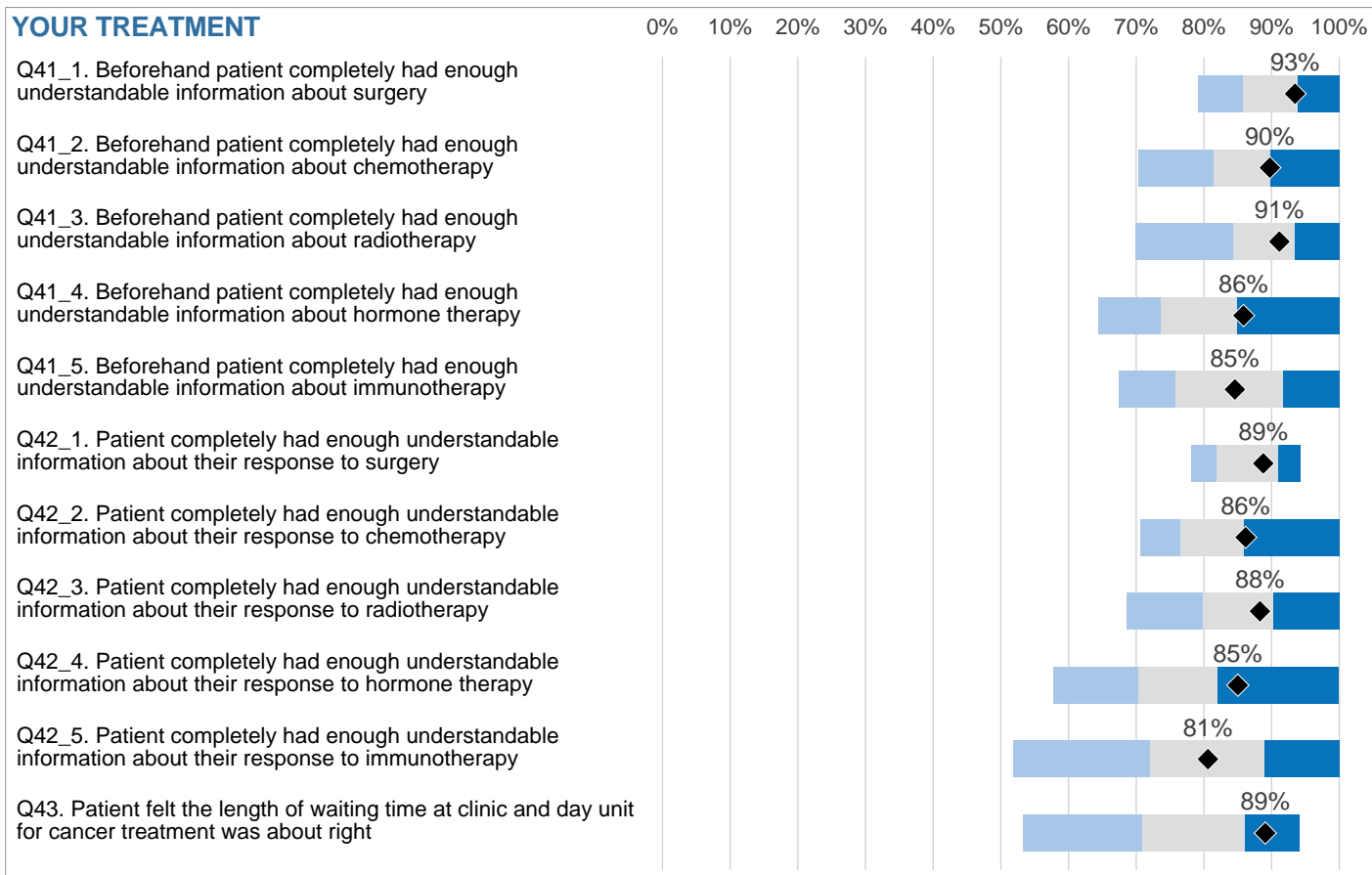
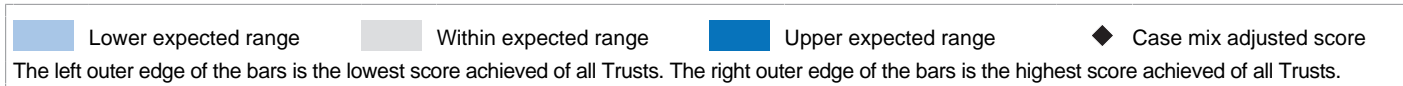
Expected range charts



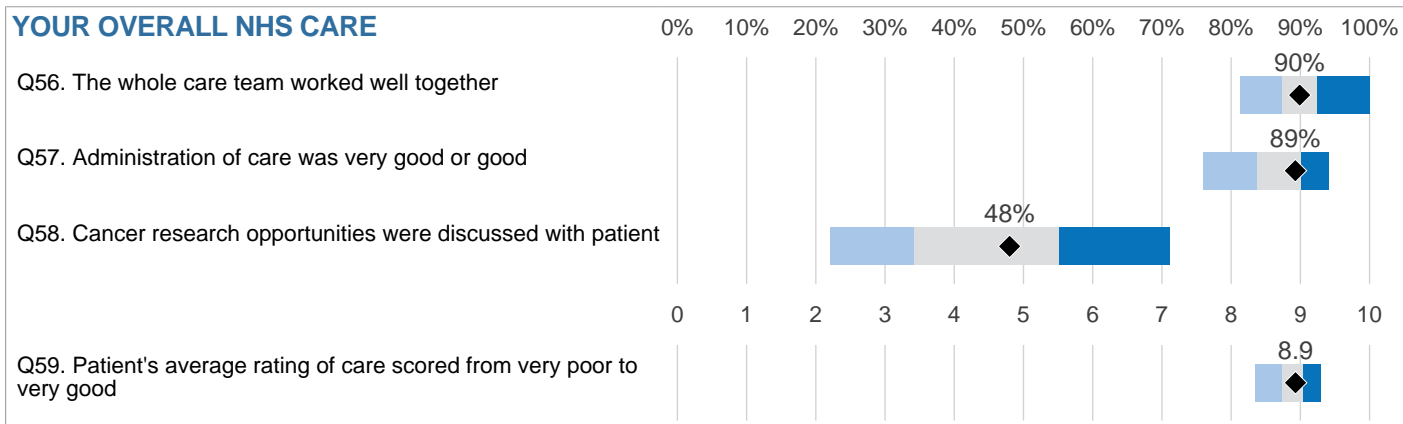
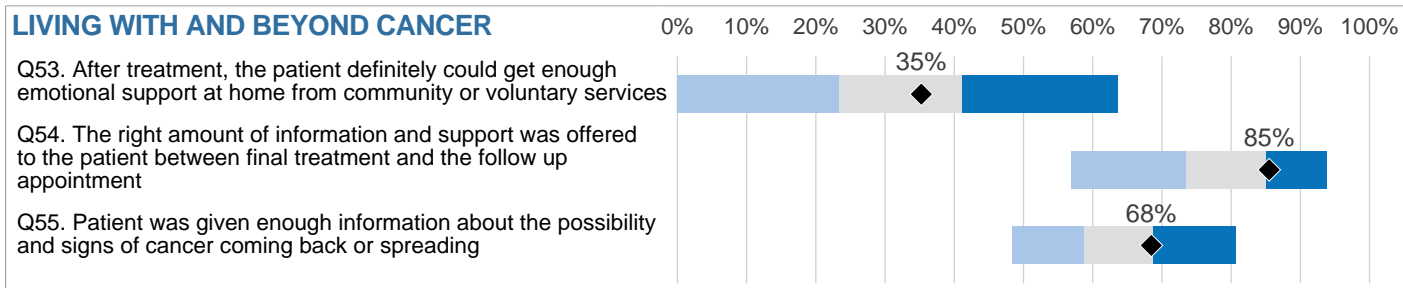
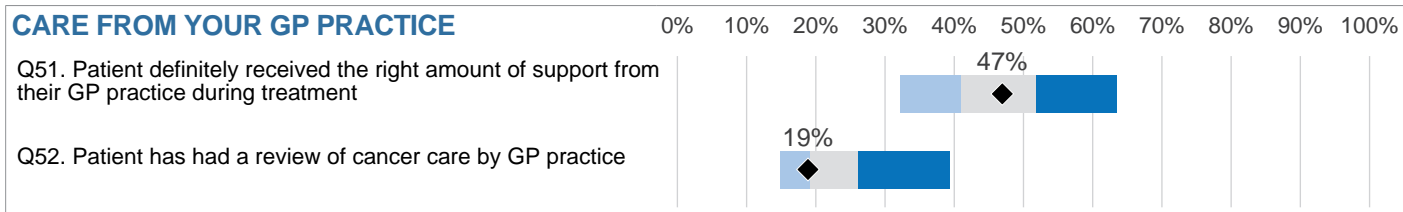
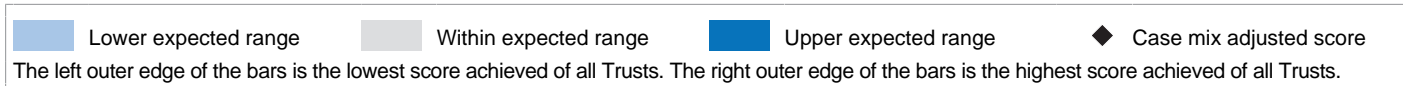
Expected range charts



Expected range charts



Expected range charts



Comparability tables

<p>* Indicates where a score is not available due to suppression or a low base size. ▲ or ▼</p> <p>** No score available for 2022.</p>	<p>Change 2022-2023: Indicates where 2023 score is significantly higher or lower than 2022 score.</p> <p>Change overall: Indicates significant change overall (2021, 2022, and 2023).</p>	<p> Adjusted Score below Lower Expected Range</p> <p> Adjusted Score between Upper and Lower Expected Ranges</p> <p> Adjusted Score above Upper Expected Range</p>
--	---	--

SUPPORT FROM YOUR GP PRACTICE	Unadjusted scores						Case mix adjusted scores			National score
	2022 n	2022 score	2023 n	2023 score	Change 2022-2023	Change overall	2023 score	Lower expected range	Upper expected range	
Q2. Patient only spoke to primary care professional once or twice before cancer diagnosis	236	79%	280	81%			79%	73%	83%	78%
Q3. Referral for diagnosis was explained in a way the patient could completely understand	308	71%	398	69%			68%	62%	71%	67%

DIAGNOSTIC TESTS	Unadjusted scores						Case mix adjusted scores			National score
	2022 n	2022 score	2023 n	2023 score	Change 2022-2023	Change overall	2023 score	Lower expected range	Upper expected range	
Q5. Patient received all the information needed about the diagnostic test in advance	353	95%	470	93%			93%	90%	95%	92%
Q6. Diagnostic test staff appeared to completely have all the information they needed about the patient	364	81%	483	85%			84%	80%	87%	83%
Q7. Patient felt the length of time waiting for diagnostic test results was about right	364	85%	482	82%			80%	73%	82%	78%
Q8. Diagnostic test results were explained in a way the patient could completely understand	368	79%	487	83%			81%	75%	82%	78%
Q9. Enough privacy was always given to the patient when receiving diagnostic test results	368	95%	491	95%			95%	93%	97%	95%

FINDING OUT THAT YOU HAD CANCER	Unadjusted scores						Case mix adjusted scores			National score
	2022 n	2022 score	2023 n	2023 score	Change 2022-2023	Change overall	2023 score	Lower expected range	Upper expected range	
Q12. Patient was told they could have a family member, carer or friend with them when told diagnosis	410	80%	556	84%		▲	83%	77%	85%	81%
Q13. Patient was definitely told sensitively that they had cancer	437	75%	601	79%			77%	71%	78%	74%
Q14. Cancer diagnosis explained in a way the patient could completely understand	435	77%	603	78%			76%	73%	80%	77%
Q15. Patient was definitely told about their diagnosis in an appropriate place	435	84%	599	87%			86%	83%	88%	86%
Q16. Patient was told they could go back later for more information about their diagnosis	396	87%	527	86%			85%	81%	87%	84%

SUPPORT FROM A MAIN CONTACT PERSON	Unadjusted scores						Case mix adjusted scores			National score
	2022 n	2022 score	2023 n	2023 score	Change 2022-2023	Change overall	2023 score	Lower expected range	Upper expected range	
Q17. Patient had a main point of contact within the care team	427	94%	587	93%			93%	88%	94%	91%
Q18. Patient found it very or quite easy to contact their main contact person	374	87%	507	88%			88%	80%	89%	84%
Q19. Patient found advice from main contact person was very or quite helpful	387	95%	521	98%			97%	94%	97%	96%

Comparability tables

<p>* Indicates where a score is not available due to suppression or a low base size. ▲ or ▼</p> <p>** No score available for 2022.</p>	<p>Change 2022-2023: Indicates where 2023 score is significantly higher or lower than 2022 score.</p> <p>Change overall: Indicates significant change overall (2021, 2022, and 2023).</p>	<p> Adjusted Score below Lower Expected Range</p> <p> Adjusted Score between Upper and Lower Expected Ranges</p> <p> Adjusted Score above Upper Expected Range</p>
--	---	---

DECIDING ON THE BEST TREATMENT	Unadjusted scores						Case mix adjusted scores			National score
	2022 n	2022 score	2023 n	2023 score	Change 2022-2023	Change overall	2023 score	Lower expected range	Upper expected range	
Q20. Treatment options were explained in a way the patient could completely understand	415	82%	572	82%			81%	79%	86%	82%
Q21. Patient was definitely involved as much as they wanted to be in decisions about their treatment	436	82%	596	83%			82%	76%	83%	80%
Q22. Family and/or carers were definitely involved as much as the patient wanted them to be in decisions about treatment options	376	82%	530	85%			85%	80%	87%	83%
Q23. Patient could get further advice from a different healthcare professional before making decisions about their treatment options	**	**	320	59%			59%	51%	62%	57%

CARE PLANNING	Unadjusted scores						Case mix adjusted scores			National score
	2022 n	2022 score	2023 n	2023 score	Change 2022-2023	Change overall	2023 score	Lower expected range	Upper expected range	
Q24. Patient was definitely able to have a discussion about their needs or concerns prior to treatment	398	74%	550	77%			77%	68%	76%	72%
Q25. A member of their care team helped the patient create a care plan to address any needs or concerns	235	93%	325	94%			94%	91%	96%	94%
Q26. Care team reviewed the patient's care plan with them to ensure it was up to date	189	98%	266	100%			100%	97%	100%	99%

SUPPORT FROM HOSPITAL STAFF	Unadjusted scores						Case mix adjusted scores			National score
	2022 n	2022 score	2023 n	2023 score	Change 2022-2023	Change overall	2023 score	Lower expected range	Upper expected range	
Q27. Staff provided the patient with relevant information on available support	393	95%	546	95%			94%	88%	94%	91%
Q28. Patient definitely got the right level of support for their overall health and well being from hospital staff	436	75%	601	81%			80%	71%	80%	76%
Q29. Patient was offered information about how to get financial help or benefits	242	76%	351	81%			81%	64%	77%	70%

Comparability tables

<p>* Indicates where a score is not available due to suppression or a low base size.</p> <p>** No score available for 2022.</p>	<p>▲ or ▼</p>	<p>Change 2022-2023: Indicates where 2023 score is significantly higher or lower than 2022 score.</p> <p>Change overall: Indicates significant change overall (2021, 2022, and 2023).</p>	<p> Adjusted Score below Lower Expected Range</p> <p> Adjusted Score between Upper and Lower Expected Ranges</p> <p> Adjusted Score above Upper Expected Range</p>
---	---------------	---	--

HOSPITAL CARE	Unadjusted scores						Case mix adjusted scores			National score
	2022 n	2022 score	2023 n	2023 score	Change 2022-2023	Change overall	2023 score	Lower expected range	Upper expected range	
Q31. Patient had confidence and trust in all of the team looking after them during their stay in hospital	110	81%	159	75%			76%	71%	84%	77%
Q32. Patient's family, or someone close, was definitely able to talk to a member of the team looking after the patient in hospital	95	72%	130	71%			71%	62%	78%	70%
Q33. Patient was always involved in decisions about their care and treatment whilst in hospital	107	75%	156	74%			74%	63%	78%	70%
Q34. Patient was always able to get help from ward staff when needed	105	79%	157	76%			77%	65%	80%	73%
Q35. Patient was always able to discuss worries and fears with hospital staff	102	74%	157	66%			66%	57%	72%	65%
Q36. Hospital staff always did everything they could to help the patient control pain	95	84%	138	85%			84%	78%	90%	84%
Q37. Patient was always treated with respect and dignity while in hospital	108	88%	160	91%			91%	82%	93%	87%
Q38. Patient received easily understandable information about what they should or should not do after leaving hospital	107	88%	153	87%			87%	83%	93%	88%
Q39. Patient was always able to discuss worries and fears with hospital staff while being treated as an outpatient or day case	397	80%	545	83%			82%	76%	83%	79%

YOUR TREATMENT	Unadjusted scores						Case mix adjusted scores			National score
	2022 n	2022 score	2023 n	2023 score	Change 2022-2023	Change overall	2023 score	Lower expected range	Upper expected range	
Q41_1. Beforehand patient completely had enough understandable information about surgery	177	88%	220	94%			93%	86%	94%	90%
Q41_2. Beforehand patient completely had enough understandable information about chemotherapy	216	88%	266	90%			90%	81%	90%	86%
Q41_3. Beforehand patient completely had enough understandable information about radiotherapy	178	88%	186	91%			91%	84%	93%	89%
Q41_4. Beforehand patient completely had enough understandable information about hormone therapy	154	86%	200	87%			86%	74%	85%	79%
Q41_5. Beforehand patient completely had enough understandable information about immunotherapy	54	89%	83	84%			85%	76%	92%	84%
Q42_1. Patient completely had enough understandable information about their response to surgery	**	**	218	90%			89%	82%	91%	86%
Q42_2. Patient completely had enough understandable information about their response to chemotherapy	**	**	265	86%			86%	77%	86%	81%
Q42_3. Patient completely had enough understandable information about their response to radiotherapy	**	**	182	88%			88%	80%	90%	85%
Q42_4. Patient completely had enough understandable information about their response to hormone therapy	**	**	202	86%			85%	70%	82%	76%
Q42_5. Patient completely had enough understandable information about their response to immunotherapy	**	**	85	80%			81%	72%	89%	81%
Q43. Patient felt the length of waiting time at clinic and day unit for cancer treatment was about right	422	89%	569	90%			89%	71%	86%	78%

Comparability tables

<p>* Indicates where a score is not available due to suppression or a low base size. ▲ or ▼</p> <p>** No score available for 2022.</p>	<p>Change 2022-2023: Indicates where 2023 score is significantly higher or lower than 2022 score.</p> <p>Change overall: Indicates significant change overall (2021, 2022, and 2023).</p>	<p> Adjusted Score below Lower Expected Range</p> <p> Adjusted Score between Upper and Lower Expected Ranges</p> <p> Adjusted Score above Upper Expected Range</p>
--	---	--

IMMEDIATE AND LONG TERM SIDE EFFECTS	Unadjusted scores						Case mix adjusted scores			National score
	2022 n	2022 score	2023 n	2023 score	Change 2022-2023	Change overall	2023 score	Lower expected range	Upper expected range	
Q44. Possible side effects from treatment were definitely explained in a way the patient could understand	418	76%	575	77%			77%	71%	78%	74%
Q45. Patient was always offered practical advice on dealing with any immediate side effects from treatment	412	73%	546	73%			73%	66%	74%	70%
Q46. Patient was given information that they could access about support in dealing with immediate side effects from treatment	323	89%	461	90%			90%	83%	91%	87%
Q47. Patient felt possible long-term side effects were definitely explained in a way they could understand in advance of their treatment	399	63%	542	65%			65%	56%	65%	60%
Q48. Patient was definitely able to discuss options for managing the impact of any long-term side effects	348	58%	475	63%			62%	49%	60%	55%

SUPPORT WHILE AT HOME	Unadjusted scores						Case mix adjusted scores			National score
	2022 n	2022 score	2023 n	2023 score	Change 2022-2023	Change overall	2023 score	Lower expected range	Upper expected range	
Q49. Care team gave family, or someone close, all the information needed to help care for the patient at home	275	61%	396	71%			71%	57%	66%	62%
Q50. During treatment, the patient definitely got enough care and support at home from community or voluntary services	133	53%	178	56%			56%	45%	60%	52%

CARE FROM YOUR GP PRACTICE	Unadjusted scores						Case mix adjusted scores			National score
	2022 n	2022 score	2023 n	2023 score	Change 2022-2023	Change overall	2023 score	Lower expected range	Upper expected range	
Q51. Patient definitely received the right amount of support from their GP practice during treatment	232	47%	326	48%			47%	41%	52%	46%
Q52. Patient has had a review of cancer care by GP practice	418	18%	563	19%			19%	19%	26%	23%

LIVING WITH AND BEYOND CANCER	Unadjusted scores						Case mix adjusted scores			National score
	2022 n	2022 score	2023 n	2023 score	Change 2022-2023	Change overall	2023 score	Lower expected range	Upper expected range	
Q53. After treatment, the patient definitely could get enough emotional support at home from community or voluntary services	70	26%	108	35%			35%	23%	41%	32%
Q54. The right amount of information and support was offered to the patient between final treatment and the follow up appointment	176	78%	238	86%			85%	73%	85%	79%
Q55. Patient was given enough information about the possibility and signs of cancer coming back or spreading	356	69%	476	68%			68%	59%	69%	64%

YOUR OVERALL NHS CARE	Unadjusted scores						Case mix adjusted scores			National score
	2022 n	2022 score	2023 n	2023 score	Change 2022-2023	Change overall	2023 score	Lower expected range	Upper expected range	
Q56. The whole care team worked well together	408	91%	569	90%			90%	87%	92%	90%
Q57. Administration of care was very good or good	429	88%	595	90%			89%	84%	90%	87%
Q58. Cancer research opportunities were discussed with patient	258	43%	358	47%			48%	34%	55%	45%
Q59. Patient's average rating of care scored from very poor to very good	419	8.9	590	9.0			8.9	8.7	9.1	8.9

Tumour group tables

* Indicates where a score is not available due to suppression or a low base size.

	Tumour group													
	Brain / CNS	Breast	Colorectal / LGT	Gynaecological	Haematological	Head and neck	Lung	Prostate	Sarcoma	Skin	Upper gastro	Urological	Other	All cancers
Q2. Patient only spoke to primary care professional once or twice before cancer diagnosis	*	89%	66%	89%	65%	*	82%	88%	*	100%	69%	73%	*	81%
Q3. Referral for diagnosis was explained in a way the patient could completely understand	*	81%	61%	53%	45%	70%	76%	76%	*	76%	63%	63%	*	69%

	Tumour group													
	Brain / CNS	Breast	Colorectal / LGT	Gynaecological	Haematological	Head and neck	Lung	Prostate	Sarcoma	Skin	Upper gastro	Urological	Other	All cancers
Q5. Patient received all the information needed about the diagnostic test in advance	*	93%	93%	79%	89%	100%	100%	93%	*	93%	94%	95%	*	93%
Q6. Diagnostic test staff appeared to completely have all the information they needed about the patient	*	87%	89%	71%	74%	75%	87%	88%	*	93%	80%	90%	*	85%
Q7. Patient felt the length of time waiting for diagnostic test results was about right	*	87%	82%	63%	82%	91%	81%	81%	*	87%	80%	81%	*	82%
Q8. Diagnostic test results were explained in a way the patient could completely understand	*	83%	90%	63%	76%	100%	77%	82%	*	93%	90%	86%	*	83%
Q9. Enough privacy was always given to the patient when receiving diagnostic test results	*	97%	95%	84%	90%	100%	97%	96%	*	100%	95%	95%	*	95%

	Tumour group													
	Brain / CNS	Breast	Colorectal / LGT	Gynaecological	Haematological	Head and neck	Lung	Prostate	Sarcoma	Skin	Upper gastro	Urological	Other	All cancers
Q12. Patient was told they could have a family member, carer or friend with them when told diagnosis	*	91%	88%	75%	74%	85%	88%	80%	*	88%	80%	70%	*	84%
Q13. Patient was definitely told sensitively that they had cancer	*	89%	87%	70%	68%	86%	72%	68%	*	95%	82%	63%	*	79%
Q14. Cancer diagnosis explained in a way the patient could completely understand	*	83%	83%	78%	67%	79%	63%	76%	*	90%	73%	83%	*	78%
Q15. Patient was definitely told about their diagnosis in an appropriate place	*	96%	89%	87%	78%	93%	84%	80%	*	100%	82%	78%	*	87%
Q16. Patient was told they could go back later for more information about their diagnosis	*	92%	94%	94%	75%	82%	72%	80%	*	94%	82%	77%	*	86%

Tumour group tables

* Indicates where a score is not available due to suppression or a low base size.

	Tumour group													
	Brain / CNS	Breast	Colorectal / LGT	Gynaecological	Haematological	Head and neck	Lung	Prostate	Sarcoma	Skin	Upper gastro	Urological	Other	All cancers
Q17. Patient had a main point of contact within the care team	*	92%	94%	95%	97%	79%	94%	93%	*	90%	100%	95%	*	93%
Q18. Patient found it very or quite easy to contact their main contact person	*	88%	94%	90%	84%	82%	96%	87%	*	91%	96%	84%	*	88%
Q19. Patient found advice from main contact person was very or quite helpful	*	97%	98%	90%	100%	100%	100%	96%	*	100%	100%	95%	*	98%

	Tumour group													
	Brain / CNS	Breast	Colorectal / LGT	Gynaecological	Haematological	Head and neck	Lung	Prostate	Sarcoma	Skin	Upper gastro	Urological	Other	All cancers
Q20. Treatment options were explained in a way the patient could completely understand	*	87%	86%	70%	77%	86%	75%	81%	*	94%	86%	65%	*	82%
Q21. Patient was definitely involved as much as they wanted to be in decisions about their treatment	*	83%	88%	67%	83%	93%	81%	83%	*	95%	82%	92%	*	83%
Q22. Family and/or carers were definitely involved as much as the patient wanted them to be in decisions about treatment options	*	83%	94%	76%	82%	93%	82%	85%	*	93%	95%	94%	*	85%
Q23. Patient could get further advice from a different healthcare professional before making decisions about their treatment options	*	65%	71%	40%	53%	*	40%	59%	*	71%	50%	64%	*	59%

	Tumour group													
	Brain / CNS	Breast	Colorectal / LGT	Gynaecological	Haematological	Head and neck	Lung	Prostate	Sarcoma	Skin	Upper gastro	Urological	Other	All cancers
Q24. Patient was definitely able to have a discussion about their needs or concerns prior to treatment	*	79%	83%	72%	74%	83%	66%	80%	*	78%	73%	70%	*	77%
Q25. A member of their care team helped the patient create a care plan to address any needs or concerns	*	94%	97%	90%	93%	*	94%	96%	*	92%	100%	*	*	94%
Q26. Care team reviewed the patient's care plan with them to ensure it was up to date	*	99%	100%	*	100%	*	100%	100%	*	100%	100%	*	*	100%

	Tumour group													
	Brain / CNS	Breast	Colorectal / LGT	Gynaecological	Haematological	Head and neck	Lung	Prostate	Sarcoma	Skin	Upper gastro	Urological	Other	All cancers
Q27. Staff provided the patient with relevant information on available support	*	95%	93%	100%	95%	92%	100%	92%	*	95%	95%	95%	*	95%
Q28. Patient definitely got the right level of support for their overall health and well being from hospital staff	*	79%	85%	67%	86%	71%	78%	82%	*	85%	83%	83%	*	81%
Q29. Patient was offered information about how to get financial help or benefits	*	86%	81%	*	77%	*	88%	66%	*	70%	88%	83%	*	81%

Tumour group tables

* Indicates where a score is not available due to suppression or a low base size.

	Tumour group													
	Brain / CNS	Breast	Colorectal / LGT	Gynaecological	Haematological	Head and neck	Lung	Prostate	Sarcoma	Skin	Upper gastro	Urological	Other	All cancers
Q31. Patient had confidence and trust in all of the team looking after them during their stay in hospital	*	57%	81%	64%	89%	*	80%	*	*	*	79%	*	*	75%
Q32. Patient's family, or someone close, was definitely able to talk to a member of the team looking after the patient in hospital	*	58%	78%	*	80%	*	*	*	*	*	54%	*	*	71%
Q33. Patient was always involved in decisions about their care and treatment whilst in hospital	*	72%	86%	64%	71%	*	50%	*	*	*	86%	*	*	74%
Q34. Patient was always able to get help from ward staff when needed	*	70%	81%	73%	78%	*	*	*	*	*	64%	*	*	76%
Q35. Patient was always able to discuss worries and fears with hospital staff	*	57%	79%	27%	88%	*	40%	*	*	*	62%	*	*	66%
Q36. Hospital staff always did everything they could to help the patient control pain	*	70%	93%	*	93%	*	*	*	*	*	90%	*	*	85%
Q37. Patient was always treated with respect and dignity while in hospital	*	90%	91%	82%	89%	*	90%	*	*	*	100%	*	*	91%
Q38. Patient received easily understandable information about what they should or should not do after leaving hospital	*	75%	98%	91%	81%	*	70%	*	*	*	92%	*	*	87%
Q39. Patient was always able to discuss worries and fears with hospital staff while being treated as an outpatient or day case	*	82%	84%	56%	86%	85%	82%	85%	*	90%	95%	92%	*	83%

	Tumour group													
	Brain / CNS	Breast	Colorectal / LGT	Gynaecological	Haematological	Head and neck	Lung	Prostate	Sarcoma	Skin	Upper gastro	Urological	Other	All cancers
Q41_1. Beforehand patient completely had enough understandable information about surgery	*	93%	93%	*	90%	*	*	*	*	94%	*	*	*	94%
Q41_2. Beforehand patient completely had enough understandable information about chemotherapy	*	87%	91%	82%	87%	*	79%	95%	*	*	100%	100%	*	90%
Q41_3. Beforehand patient completely had enough understandable information about radiotherapy	*	92%	*	*	*	100%	86%	93%	*	*	*	*	*	91%
Q41_4. Beforehand patient completely had enough understandable information about hormone therapy	*	86%	*	*	*	*	*	91%	*	*	*	*	*	87%
Q41_5. Beforehand patient completely had enough understandable information about immunotherapy	*	83%	*	*	*	*	81%	*	*	*	*	100%	*	84%
Q42_1. Patient completely had enough understandable information about their response to surgery	*	88%	93%	*	*	*	*	*	*	82%	*	*	*	90%
Q42_2. Patient completely had enough understandable information about their response to chemotherapy	*	81%	89%	70%	88%	*	79%	100%	*	*	80%	100%	*	86%
Q42_3. Patient completely had enough understandable information about their response to radiotherapy	*	86%	*	*	*	100%	77%	98%	*	*	*	*	*	88%
Q42_4. Patient completely had enough understandable information about their response to hormone therapy	*	84%	*	*	*	*	*	90%	*	*	*	*	*	86%
Q42_5. Patient completely had enough understandable information about their response to immunotherapy	*	65%	*	*	*	*	100%	*	*	*	*	100%	*	80%
Q43. Patient felt the length of waiting time at clinic and day unit for cancer treatment was about right	*	86%	94%	86%	83%	100%	87%	97%	*	89%	91%	96%	*	90%

Tumour group tables

* Indicates where a score is not available due to suppression or a low base size.

	Tumour group													
	Brain / CNS	Breast	Colorectal / LGT	Gynaecological	Haematological	Head and neck	Lung	Prostate	Sarcoma	Skin	Upper gastro	Urological	Other	All cancers
Q44. Possible side effects from treatment were definitely explained in a way the patient could understand	*	81%	82%	65%	70%	75%	69%	78%	*	81%	73%	79%	*	77%
Q45. Patient was always offered practical advice on dealing with any immediate side effects from treatment	*	68%	88%	55%	71%	82%	73%	75%	*	71%	81%	78%	*	73%
Q46. Patient was given information that they could access about support in dealing with immediate side effects from treatment	*	87%	98%	75%	90%	100%	96%	90%	*	93%	95%	94%	*	90%
Q47. Patient felt possible long-term side effects were definitely explained in a way they could understand in advance of their treatment	*	66%	75%	42%	62%	54%	57%	70%	*	71%	57%	73%	*	65%
Q48. Patient was definitely able to discuss options for managing the impact of any long-term side effects	*	58%	71%	53%	57%	*	54%	70%	*	64%	60%	76%	*	63%

	Tumour group													
	Brain / CNS	Breast	Colorectal / LGT	Gynaecological	Haematological	Head and neck	Lung	Prostate	Sarcoma	Skin	Upper gastro	Urological	Other	All cancers
Q49. Care team gave family, or someone close, all the information needed to help care for the patient at home	*	72%	82%	*	66%	91%	75%	60%	*	90%	73%	79%	*	71%
Q50. During treatment, the patient definitely got enough care and support at home from community or voluntary services	*	45%	68%	*	52%	*	81%	52%	*	*	*	*	*	56%

	Tumour group													
	Brain / CNS	Breast	Colorectal / LGT	Gynaecological	Haematological	Head and neck	Lung	Prostate	Sarcoma	Skin	Upper gastro	Urological	Other	All cancers
Q51. Patient definitely received the right amount of support from their GP practice during treatment	*	47%	53%	*	24%	*	50%	59%	*	54%	29%	57%	*	48%
Q52. Patient has had a review of cancer care by GP practice	*	16%	20%	6%	10%	29%	26%	26%	*	29%	14%	17%	*	19%

Tumour group tables

* Indicates where a score is not available due to suppression or a low base size.

	Tumour group													
	Brain / CNS	Breast	Colorectal / LGT	Gynaecological	Haematological	Head and neck	Lung	Prostate	Sarcoma	Skin	Upper gastro	Urological	Other	All cancers
Q53. After treatment, the patient definitely could get enough emotional support at home from community or voluntary services	*	22%	61%	*	10%	*	*	36%	*	*	*	*	*	35%
Q54. The right amount of information and support was offered to the patient between final treatment and the follow up appointment	*	81%	91%	67%	88%	*	*	93%	*	*	*	*	*	86%
Q55. Patient was given enough information about the possibility and signs of cancer coming back or spreading	*	68%	64%	53%	71%	58%	78%	64%	*	88%	63%	79%	*	68%

	Tumour group													
	Brain / CNS	Breast	Colorectal / LGT	Gynaecological	Haematological	Head and neck	Lung	Prostate	Sarcoma	Skin	Upper gastro	Urological	Other	All cancers
Q56. The whole care team worked well together	*	90%	93%	88%	91%	93%	90%	94%	*	79%	83%	91%	*	90%
Q57. Administration of care was very good or good	*	87%	97%	76%	89%	100%	88%	91%	*	84%	87%	96%	*	90%
Q58. Cancer research opportunities were discussed with patient	*	34%	49%	31%	64%	*	39%	50%	*	*	52%	59%	*	47%
Q59. Patient's average rating of care scored from very poor to very good	*	9.0	9.0	8.4	9.0	9.1	8.8	9.0	*	9.3	9.0	9.1	*	9.0

Age group tables

* Indicates where a score is not available due to suppression or a low base size.

SUPPORT FROM YOUR GP PRACTICE	Age								
	16 - 24	25 - 34	35 - 44	45 - 54	55 - 64	65 - 74	75 - 84	85+	All
Q2. Patient only spoke to primary care professional once or twice before cancer diagnosis	*	*	*	73%	76%	84%	86%	61%	81%
Q3. Referral for diagnosis was explained in a way the patient could completely understand	*	*	*	55%	71%	68%	72%	66%	69%

DIAGNOSTIC TESTS	Age								
	16 - 24	25 - 34	35 - 44	45 - 54	55 - 64	65 - 74	75 - 84	85+	All
Q5. Patient received all the information needed about the diagnostic test in advance	*	*	*	82%	94%	94%	93%	89%	93%
Q6. Diagnostic test staff appeared to completely have all the information they needed about the patient	*	*	*	82%	80%	87%	88%	81%	85%
Q7. Patient felt the length of time waiting for diagnostic test results was about right	*	*	*	78%	79%	80%	85%	89%	82%
Q8. Diagnostic test results were explained in a way the patient could completely understand	*	*	*	67%	82%	84%	85%	70%	83%
Q9. Enough privacy was always given to the patient when receiving diagnostic test results	*	*	*	79%	92%	96%	98%	97%	95%

FINDING OUT THAT YOU HAD CANCER	Age								
	16 - 24	25 - 34	35 - 44	45 - 54	55 - 64	65 - 74	75 - 84	85+	All
Q12. Patient was told they could have a family member, carer or friend with them when told diagnosis	*	*	*	63%	85%	89%	83%	78%	84%
Q13. Patient was definitely told sensitively that they had cancer	*	*	*	64%	79%	77%	80%	79%	79%
Q14. Cancer diagnosis explained in a way the patient could completely understand	*	*	*	55%	74%	81%	80%	81%	78%
Q15. Patient was definitely told about their diagnosis in an appropriate place	*	*	*	68%	89%	87%	88%	88%	87%
Q16. Patient was told they could go back later for more information about their diagnosis	*	*	*	73%	93%	91%	77%	87%	86%

SUPPORT FROM A MAIN CONTACT PERSON	Age								
	16 - 24	25 - 34	35 - 44	45 - 54	55 - 64	65 - 74	75 - 84	85+	All
Q17. Patient had a main point of contact within the care team	*	*	*	77%	95%	94%	93%	93%	93%
Q18. Patient found it very or quite easy to contact their main contact person	*	*	*	74%	90%	88%	91%	79%	88%
Q19. Patient found advice from main contact person was very or quite helpful	*	*	*	89%	99%	98%	96%	100%	98%

DECIDING ON THE BEST TREATMENT	Age								
	16 - 24	25 - 34	35 - 44	45 - 54	55 - 64	65 - 74	75 - 84	85+	All
Q20. Treatment options were explained in a way the patient could completely understand	*	*	*	81%	79%	83%	82%	82%	82%
Q21. Patient was definitely involved as much as they wanted to be in decisions about their treatment	*	*	*	70%	81%	86%	84%	84%	83%
Q22. Family and/or carers were definitely involved as much as the patient wanted them to be in decisions about treatment options	*	*	*	86%	83%	85%	89%	79%	85%
Q23. Patient could get further advice from a different healthcare professional before making decisions about their treatment options	*	*	*	50%	70%	61%	54%	52%	59%

Age group tables

* Indicates where a score is not available due to suppression or a low base size.

CARE PLANNING	Age								
	16 - 24	25 - 34	35 - 44	45 - 54	55 - 64	65 - 74	75 - 84	85+	All
Q24. Patient was definitely able to have a discussion about their needs or concerns prior to treatment	*	*	*	72%	83%	74%	77%	81%	77%
Q25. A member of their care team helped the patient create a care plan to address any needs or concerns	*	*	*	*	94%	92%	96%	96%	94%
Q26. Care team reviewed the patient's care plan with them to ensure it was up to date	*	*	*	*	100%	99%	100%	100%	100%

SUPPORT FROM HOSPITAL STAFF	Age								
	16 - 24	25 - 34	35 - 44	45 - 54	55 - 64	65 - 74	75 - 84	85+	All
Q27. Staff provided the patient with relevant information on available support	*	*	*	93%	97%	95%	93%	97%	95%
Q28. Patient definitely got the right level of support for their overall health and well being from hospital staff	*	*	*	72%	77%	84%	81%	82%	81%
Q29. Patient was offered information about how to get financial help or benefits	*	*	*	81%	86%	82%	75%	67%	81%

HOSPITAL CARE	Age								
	16 - 24	25 - 34	35 - 44	45 - 54	55 - 64	65 - 74	75 - 84	85+	All
Q31. Patient had confidence and trust in all of the team looking after them during their stay in hospital	*	*	*	*	77%	71%	85%	90%	75%
Q32. Patient's family, or someone close, was definitely able to talk to a member of the team looking after the patient in hospital	*	*	*	*	75%	62%	76%	*	71%
Q33. Patient was always involved in decisions about their care and treatment whilst in hospital	*	*	*	*	79%	73%	74%	*	74%
Q34. Patient was always able to get help from ward staff when needed	*	*	*	*	75%	76%	78%	90%	76%
Q35. Patient was always able to discuss worries and fears with hospital staff	*	*	*	*	74%	63%	62%	70%	66%
Q36. Hospital staff always did everything they could to help the patient control pain	*	*	*	*	81%	86%	88%	*	85%
Q37. Patient was always treated with respect and dignity while in hospital	*	*	*	*	94%	92%	90%	100%	91%
Q38. Patient received easily understandable information about what they should or should not do after leaving hospital	*	*	*	*	89%	89%	82%	90%	87%
Q39. Patient was always able to discuss worries and fears with hospital staff while being treated as an outpatient or day case	*	*	*	66%	80%	86%	83%	91%	83%

Age group tables

* Indicates where a score is not available due to suppression or a low base size.

YOUR TREATMENT	Age								
	16 - 24	25 - 34	35 - 44	45 - 54	55 - 64	65 - 74	75 - 84	85+	All
Q41_1. Beforehand patient completely had enough understandable information about surgery	*	*	*	94%	93%	96%	94%	82%	94%
Q41_2. Beforehand patient completely had enough understandable information about chemotherapy	*	*	*	88%	88%	91%	90%	*	90%
Q41_3. Beforehand patient completely had enough understandable information about radiotherapy	*	*	*	*	91%	97%	91%	*	91%
Q41_4. Beforehand patient completely had enough understandable information about hormone therapy	*	*	*	*	83%	95%	87%	80%	87%
Q41_5. Beforehand patient completely had enough understandable information about immunotherapy	*	*	*	*	80%	83%	93%	*	84%
Q42_1. Patient completely had enough understandable information about their response to surgery	*	*	*	89%	93%	93%	89%	67%	90%
Q42_2. Patient completely had enough understandable information about their response to chemotherapy	*	*	*	82%	86%	89%	85%	*	86%
Q42_3. Patient completely had enough understandable information about their response to radiotherapy	*	*	*	*	89%	97%	88%	*	88%
Q42_4. Patient completely had enough understandable information about their response to hormone therapy	*	*	*	*	77%	96%	86%	90%	86%
Q42_5. Patient completely had enough understandable information about their response to immunotherapy	*	*	*	*	80%	93%	70%	*	80%
Q43. Patient felt the length of waiting time at clinic and day unit for cancer treatment was about right	*	*	*	75%	91%	87%	92%	100%	90%

IMMEDIATE AND LONG TERM SIDE EFFECTS	Age								
	16 - 24	25 - 34	35 - 44	45 - 54	55 - 64	65 - 74	75 - 84	85+	All
Q44. Possible side effects from treatment were definitely explained in a way the patient could understand	*	*	*	71%	78%	81%	73%	72%	77%
Q45. Patient was always offered practical advice on dealing with any immediate side effects from treatment	*	*	*	60%	76%	74%	73%	70%	73%
Q46. Patient was given information that they could access about support in dealing with immediate side effects from treatment	*	*	*	83%	91%	89%	93%	81%	90%
Q47. Patient felt possible long-term side effects were definitely explained in a way they could understand in advance of their treatment	*	*	*	54%	65%	68%	64%	67%	65%
Q48. Patient was definitely able to discuss options for managing the impact of any long-term side effects	*	*	*	36%	63%	63%	65%	66%	63%

SUPPORT WHILE AT HOME	Age								
	16 - 24	25 - 34	35 - 44	45 - 54	55 - 64	65 - 74	75 - 84	85+	All
Q49. Care team gave family, or someone close, all the information needed to help care for the patient at home	*	*	*	59%	74%	70%	72%	77%	71%
Q50. During treatment, the patient definitely got enough care and support at home from community or voluntary services	*	*	*	50%	55%	52%	58%	69%	56%

CARE FROM YOUR GP PRACTICE	Age								
	16 - 24	25 - 34	35 - 44	45 - 54	55 - 64	65 - 74	75 - 84	85+	All
Q51. Patient definitely received the right amount of support from their GP practice during treatment	*	*	*	37%	44%	46%	53%	48%	48%
Q52. Patient has had a review of cancer care by GP practice	*	*	*	18%	15%	17%	21%	27%	19%

Age group tables

* Indicates where a score is not available due to suppression or a low base size.

LIVING WITH AND BEYOND CANCER	Age								
	16 - 24	25 - 34	35 - 44	45 - 54	55 - 64	65 - 74	75 - 84	85+	All
Q53. After treatment, the patient definitely could get enough emotional support at home from community or voluntary services	*	*	*	27%	39%	38%	19%	*	35%
Q54. The right amount of information and support was offered to the patient between final treatment and the follow up appointment	*	*	*	87%	82%	92%	81%	93%	86%
Q55. Patient was given enough information about the possibility and signs of cancer coming back or spreading	*	*	*	50%	72%	66%	70%	70%	68%

YOUR OVERALL NHS CARE	Age								
	16 - 24	25 - 34	35 - 44	45 - 54	55 - 64	65 - 74	75 - 84	85+	All
Q56. The whole care team worked well together	*	*	*	75%	86%	92%	92%	97%	90%
Q57. Administration of care was very good or good	*	*	*	90%	89%	91%	89%	93%	90%
Q58. Cancer research opportunities were discussed with patient	*	*	*	36%	43%	44%	51%	62%	47%
Q59. Patient's average rating of care scored from very poor to very good	*	*	*	8.5	8.8	9.1	9.0	9.2	9.0

Male/Female/Non-binary/Other tables

* Indicates where a score is not available due to suppression or a low base size.

SUPPORT FROM YOUR GP PRACTICE							
	Male/Female/Non-binary/Other						
	Female	Male	Non-binary	Prefer to self-describe	Prefer not to say	Not given	All
Q2. Patient only spoke to primary care professional once or twice before cancer diagnosis	79%	81%	*	*	*	88%	81%
Q3. Referral for diagnosis was explained in a way the patient could completely understand	70%	69%	*	*	*	65%	69%

DIAGNOSTIC TESTS							
	Male/Female/Non-binary/Other						
	Female	Male	Non-binary	Prefer to self-describe	Prefer not to say	Not given	All
Q5. Patient received all the information needed about the diagnostic test in advance	93%	94%	*	*	*	78%	93%
Q6. Diagnostic test staff appeared to completely have all the information they needed about the patient	86%	85%	*	*	*	81%	85%
Q7. Patient felt the length of time waiting for diagnostic test results was about right	83%	84%	*	*	*	67%	82%
Q8. Diagnostic test results were explained in a way the patient could completely understand	83%	83%	*	*	*	70%	83%
Q9. Enough privacy was always given to the patient when receiving diagnostic test results	95%	96%	*	*	*	89%	95%

FINDING OUT THAT YOU HAD CANCER							
	Male/Female/Non-binary/Other						
	Female	Male	Non-binary	Prefer to self-describe	Prefer not to say	Not given	All
Q12. Patient was told they could have a family member, carer or friend with them when told diagnosis	86%	81%	*	*	*	88%	84%
Q13. Patient was definitely told sensitively that they had cancer	85%	73%	*	*	*	69%	79%
Q14. Cancer diagnosis explained in a way the patient could completely understand	81%	75%	*	*	*	72%	78%
Q15. Patient was definitely told about their diagnosis in an appropriate place	90%	84%	*	*	*	87%	87%
Q16. Patient was told they could go back later for more information about their diagnosis	89%	83%	*	*	*	81%	86%

SUPPORT FROM A MAIN CONTACT PERSON							
	Male/Female/Non-binary/Other						
	Female	Male	Non-binary	Prefer to self-describe	Prefer not to say	Not given	All
Q17. Patient had a main point of contact within the care team	92%	94%	*	*	*	97%	93%
Q18. Patient found it very or quite easy to contact their main contact person	90%	88%	*	*	*	79%	88%
Q19. Patient found advice from main contact person was very or quite helpful	98%	98%	*	*	*	93%	98%

Male/Female/Non-binary/Other tables

* Indicates where a score is not available due to suppression or a low base size.

	Male/Female/Non-binary/Other						All
	Female	Male	Non-binary	Prefer to self-describe	Prefer not to say	Not given	
Q20. Treatment options were explained in a way the patient could completely understand	81%	82%	*	*	*	83%	82%
Q21. Patient was definitely involved as much as they wanted to be in decisions about their treatment	81%	86%	*	*	*	87%	83%
Q22. Family and/or carers were definitely involved as much as the patient wanted them to be in decisions about treatment options	84%	88%	*	*	*	83%	85%
Q23. Patient could get further advice from a different healthcare professional before making decisions about their treatment options	60%	58%	*	*	*	67%	59%

	Male/Female/Non-binary/Other						All
	Female	Male	Non-binary	Prefer to self-describe	Prefer not to say	Not given	
Q24. Patient was definitely able to have a discussion about their needs or concerns prior to treatment	77%	80%	*	*	*	61%	77%
Q25. A member of their care team helped the patient create a care plan to address any needs or concerns	92%	97%	*	*	*	94%	94%
Q26. Care team reviewed the patient's care plan with them to ensure it was up to date	99%	100%	*	*	*	100%	100%

	Male/Female/Non-binary/Other						All
	Female	Male	Non-binary	Prefer to self-describe	Prefer not to say	Not given	
Q27. Staff provided the patient with relevant information on available support	95%	94%	*	*	*	97%	95%
Q28. Patient definitely got the right level of support for their overall health and well being from hospital staff	78%	85%	*	*	*	77%	81%
Q29. Patient was offered information about how to get financial help or benefits	84%	76%	*	*	*	79%	81%

Male/Female/Non-binary/Other tables

* Indicates where a score is not available due to suppression or a low base size.

	Male/Female/Non-binary/Other						All
	Female	Male	Non-binary	Prefer to self-describe	Prefer not to say	Not given	
Q31. Patient had confidence and trust in all of the team looking after them during their stay in hospital	72%	83%	*	*	*	60%	75%
Q32. Patient's family, or someone close, was definitely able to talk to a member of the team looking after the patient in hospital	69%	77%	*	*	*	*	71%
Q33. Patient was always involved in decisions about their care and treatment whilst in hospital	67%	83%	*	*	*	82%	74%
Q34. Patient was always able to get help from ward staff when needed	70%	83%	*	*	*	90%	76%
Q35. Patient was always able to discuss worries and fears with hospital staff	59%	75%	*	*	*	80%	66%
Q36. Hospital staff always did everything they could to help the patient control pain	80%	91%	*	*	*	*	85%
Q37. Patient was always treated with respect and dignity while in hospital	89%	93%	*	*	*	100%	91%
Q38. Patient received easily understandable information about what they should or should not do after leaving hospital	86%	90%	*	*	*	80%	87%
Q39. Patient was always able to discuss worries and fears with hospital staff while being treated as an outpatient or day case	80%	86%	*	*	*	86%	83%

	Male/Female/Non-binary/Other						All
	Female	Male	Non-binary	Prefer to self-describe	Prefer not to say	Not given	
Q41_1. Beforehand patient completely had enough understandable information about surgery	97%	95%	*	*	*	64%	94%
Q41_2. Beforehand patient completely had enough understandable information about chemotherapy	88%	93%	*	*	*	85%	90%
Q41_3. Beforehand patient completely had enough understandable information about radiotherapy	91%	94%	*	*	*	82%	91%
Q41_4. Beforehand patient completely had enough understandable information about hormone therapy	85%	90%	*	*	*	*	87%
Q41_5. Beforehand patient completely had enough understandable information about immunotherapy	78%	92%	*	*	*	*	84%
Q42_1. Patient completely had enough understandable information about their response to surgery	89%	95%	*	*	*	75%	90%
Q42_2. Patient completely had enough understandable information about their response to chemotherapy	83%	93%	*	*	*	62%	86%
Q42_3. Patient completely had enough understandable information about their response to radiotherapy	86%	97%	*	*	*	60%	88%
Q42_4. Patient completely had enough understandable information about their response to hormone therapy	83%	90%	*	*	*	*	86%
Q42_5. Patient completely had enough understandable information about their response to immunotherapy	77%	92%	*	*	*	*	80%
Q43. Patient felt the length of waiting time at clinic and day unit for cancer treatment was about right	88%	92%	*	*	*	90%	90%

Male/Female/Non-binary/Other tables

* Indicates where a score is not available due to suppression or a low base size.

IMMEDIATE AND LONG TERM SIDE EFFECTS							
	Male/Female/Non-binary/Other						
	Female	Male	Non-binary	Prefer to self-describe	Prefer not to say	Not given	All
Q44. Possible side effects from treatment were definitely explained in a way the patient could understand	77%	77%	*	*	*	71%	77%
Q45. Patient was always offered practical advice on dealing with any immediate side effects from treatment	69%	79%	*	*	*	63%	73%
Q46. Patient was given information that they could access about support in dealing with immediate side effects from treatment	88%	94%	*	*	*	86%	90%
Q47. Patient felt possible long-term side effects were definitely explained in a way they could understand in advance of their treatment	63%	69%	*	*	*	56%	65%
Q48. Patient was definitely able to discuss options for managing the impact of any long-term side effects	59%	68%	*	*	*	60%	63%

SUPPORT WHILE AT HOME							
	Male/Female/Non-binary/Other						
	Female	Male	Non-binary	Prefer to self-describe	Prefer not to say	Not given	All
Q49. Care team gave family, or someone close, all the information needed to help care for the patient at home	72%	70%	*	*	*	71%	71%
Q50. During treatment, the patient definitely got enough care and support at home from community or voluntary services	53%	64%	*	*	*	30%	56%

CARE FROM YOUR GP PRACTICE							
	Male/Female/Non-binary/Other						
	Female	Male	Non-binary	Prefer to self-describe	Prefer not to say	Not given	All
Q51. Patient definitely received the right amount of support from their GP practice during treatment	42%	54%	*	*	*	50%	48%
Q52. Patient has had a review of cancer care by GP practice	15%	22%	*	*	*	28%	19%

LIVING WITH AND BEYOND CANCER							
	Male/Female/Non-binary/Other						
	Female	Male	Non-binary	Prefer to self-describe	Prefer not to say	Not given	All
Q53. After treatment, the patient definitely could get enough emotional support at home from community or voluntary services	26%	49%	*	*	*	*	35%
Q54. The right amount of information and support was offered to the patient between final treatment and the follow up appointment	82%	93%	*	*	*	80%	86%
Q55. Patient was given enough information about the possibility and signs of cancer coming back or spreading	68%	70%	*	*	*	52%	68%

Male/Female/Non-binary/Other tables

* Indicates where a score is not available due to suppression or a low base size.

YOUR OVERALL NHS CARE	Male/Female/Non-binary/Other						All
	Female	Male	Non-binary	Prefer to self-describe	Prefer not to say	Not given	
Q56. The whole care team worked well together	89%	92%	*	*	*	83%	90%
Q57. Administration of care was very good or good	88%	92%	*	*	*	86%	90%
Q58. Cancer research opportunities were discussed with patient	39%	57%	*	*	*	35%	47%
Q59. Patient's average rating of care scored from very poor to very good	9.0	9.0	*	*	*	8.8	9.0

Ethnicity tables

* Indicates where a score is not available due to suppression or a low base size.

	Ethnicity						
	White	Mixed	Asian	Black	Other	Not given	All
SUPPORT FROM YOUR GP PRACTICE							
Q2. Patient only spoke to primary care professional once or twice before cancer diagnosis	80%	*	*	*	*	90%	81%
Q3. Referral for diagnosis was explained in a way the patient could completely understand	70%	*	*	*	*	66%	69%

	Ethnicity						
	White	Mixed	Asian	Black	Other	Not given	All
DIAGNOSTIC TESTS							
Q5. Patient received all the information needed about the diagnostic test in advance	94%	*	*	*	*	80%	93%
Q6. Diagnostic test staff appeared to completely have all the information they needed about the patient	85%	*	*	*	*	80%	85%
Q7. Patient felt the length of time waiting for diagnostic test results was about right	83%	*	*	*	*	69%	82%
Q8. Diagnostic test results were explained in a way the patient could completely understand	84%	*	*	*	*	70%	83%
Q9. Enough privacy was always given to the patient when receiving diagnostic test results	96%	*	*	*	*	90%	95%

	Ethnicity						
	White	Mixed	Asian	Black	Other	Not given	All
FINDING OUT THAT YOU HAD CANCER							
Q12. Patient was told they could have a family member, carer or friend with them when told diagnosis	84%	*	*	*	*	86%	84%
Q13. Patient was definitely told sensitively that they had cancer	80%	*	*	*	*	68%	79%
Q14. Cancer diagnosis explained in a way the patient could completely understand	79%	*	*	*	*	71%	78%
Q15. Patient was definitely told about their diagnosis in an appropriate place	87%	*	*	*	*	85%	87%
Q16. Patient was told they could go back later for more information about their diagnosis	86%	*	*	*	*	82%	86%

	Ethnicity						
	White	Mixed	Asian	Black	Other	Not given	All
SUPPORT FROM A MAIN CONTACT PERSON							
Q17. Patient had a main point of contact within the care team	93%	*	*	*	*	97%	93%
Q18. Patient found it very or quite easy to contact their main contact person	89%	*	*	*	*	81%	88%
Q19. Patient found advice from main contact person was very or quite helpful	98%	*	*	*	*	93%	98%

	Ethnicity						
	White	Mixed	Asian	Black	Other	Not given	All
DECIDING ON THE BEST TREATMENT							
Q20. Treatment options were explained in a way the patient could completely understand	82%	*	*	*	*	81%	82%
Q21. Patient was definitely involved as much as they wanted to be in decisions about their treatment	83%	*	*	*	*	88%	83%
Q22. Family and/or carers were definitely involved as much as the patient wanted them to be in decisions about treatment options	85%	*	*	*	*	86%	85%
Q23. Patient could get further advice from a different healthcare professional before making decisions about their treatment options	59%	*	*	*	*	62%	59%

Ethnicity tables

* Indicates where a score is not available due to suppression or a low base size.

CARE PLANNING	Ethnicity						
	White	Mixed	Asian	Black	Other	Not given	All
Q24. Patient was definitely able to have a discussion about their needs or concerns prior to treatment	78%	*	*	*	*	65%	77%
Q25. A member of their care team helped the patient create a care plan to address any needs or concerns	95%	*	*	*	*	90%	94%
Q26. Care team reviewed the patient's care plan with them to ensure it was up to date	100%	*	*	*	*	100%	100%

SUPPORT FROM HOSPITAL STAFF	Ethnicity						
	White	Mixed	Asian	Black	Other	Not given	All
Q27. Staff provided the patient with relevant information on available support	94%	*	*	*	*	97%	95%
Q28. Patient definitely got the right level of support for their overall health and well being from hospital staff	81%	*	*	*	*	79%	81%
Q29. Patient was offered information about how to get financial help or benefits	80%	*	*	*	*	80%	81%

HOSPITAL CARE	Ethnicity						
	White	Mixed	Asian	Black	Other	Not given	All
Q31. Patient had confidence and trust in all of the team looking after them during their stay in hospital	76%	*	*	*	*	71%	75%
Q32. Patient's family, or someone close, was definitely able to talk to a member of the team looking after the patient in hospital	72%	*	*	*	*	*	71%
Q33. Patient was always involved in decisions about their care and treatment whilst in hospital	73%	*	*	*	*	86%	74%
Q34. Patient was always able to get help from ward staff when needed	76%	*	*	*	*	92%	76%
Q35. Patient was always able to discuss worries and fears with hospital staff	65%	*	*	*	*	79%	66%
Q36. Hospital staff always did everything they could to help the patient control pain	84%	*	*	*	*	92%	85%
Q37. Patient was always treated with respect and dignity while in hospital	91%	*	*	*	*	100%	91%
Q38. Patient received easily understandable information about what they should or should not do after leaving hospital	87%	*	*	*	*	86%	87%
Q39. Patient was always able to discuss worries and fears with hospital staff while being treated as an outpatient or day case	83%	*	*	*	*	83%	83%

Ethnicity tables

* Indicates where a score is not available due to suppression or a low base size.

YOUR TREATMENT	Ethnicity						
	White	Mixed	Asian	Black	Other	Not given	All
Q41_1. Beforehand patient completely had enough understandable information about surgery	97%	*	*	*	*	71%	94%
Q41_2. Beforehand patient completely had enough understandable information about chemotherapy	90%	*	*	*	*	87%	90%
Q41_3. Beforehand patient completely had enough understandable information about radiotherapy	92%	*	*	*	*	82%	91%
Q41_4. Beforehand patient completely had enough understandable information about hormone therapy	87%	*	*	*	*	*	87%
Q41_5. Beforehand patient completely had enough understandable information about immunotherapy	84%	*	*	*	*	*	84%
Q42_1. Patient completely had enough understandable information about their response to surgery	90%	*	*	*	*	80%	90%
Q42_2. Patient completely had enough understandable information about their response to chemotherapy	87%	*	*	*	*	67%	86%
Q42_3. Patient completely had enough understandable information about their response to radiotherapy	91%	*	*	*	*	60%	88%
Q42_4. Patient completely had enough understandable information about their response to hormone therapy	87%	*	*	*	*	*	86%
Q42_5. Patient completely had enough understandable information about their response to immunotherapy	83%	*	*	*	*	*	80%
Q43. Patient felt the length of waiting time at clinic and day unit for cancer treatment was about right	90%	*	*	*	*	90%	90%

IMMEDIATE AND LONG TERM SIDE EFFECTS	Ethnicity						
	White	Mixed	Asian	Black	Other	Not given	All
Q44. Possible side effects from treatment were definitely explained in a way the patient could understand	77%	*	*	*	*	70%	77%
Q45. Patient was always offered practical advice on dealing with any immediate side effects from treatment	74%	*	*	*	*	65%	73%
Q46. Patient was given information that they could access about support in dealing with immediate side effects from treatment	91%	*	*	*	*	88%	90%
Q47. Patient felt possible long-term side effects were definitely explained in a way they could understand in advance of their treatment	66%	*	*	*	*	61%	65%
Q48. Patient was definitely able to discuss options for managing the impact of any long-term side effects	63%	*	*	*	*	59%	63%

SUPPORT WHILE AT HOME	Ethnicity						
	White	Mixed	Asian	Black	Other	Not given	All
Q49. Care team gave family, or someone close, all the information needed to help care for the patient at home	71%	*	*	*	*	79%	71%
Q50. During treatment, the patient definitely got enough care and support at home from community or voluntary services	57%	*	*	*	*	42%	56%

CARE FROM YOUR GP PRACTICE	Ethnicity						
	White	Mixed	Asian	Black	Other	Not given	All
Q51. Patient definitely received the right amount of support from their GP practice during treatment	47%	*	*	*	*	55%	48%
Q52. Patient has had a review of cancer care by GP practice	18%	*	*	*	*	27%	19%

Ethnicity tables

* Indicates where a score is not available due to suppression or a low base size.

LIVING WITH AND BEYOND CANCER	Ethnicity						
	White	Mixed	Asian	Black	Other	Not given	All
Q53. After treatment, the patient definitely could get enough emotional support at home from community or voluntary services	34%	*	*	*	*	*	35%
Q54. The right amount of information and support was offered to the patient between final treatment and the follow up appointment	86%	*	*	*	*	82%	86%
Q55. Patient was given enough information about the possibility and signs of cancer coming back or spreading	69%	*	*	*	*	52%	68%

YOUR OVERALL NHS CARE	Ethnicity						
	White	Mixed	Asian	Black	Other	Not given	All
Q56. The whole care team worked well together	91%	*	*	*	*	84%	90%
Q57. Administration of care was very good or good	90%	*	*	*	*	88%	90%
Q58. Cancer research opportunities were discussed with patient	47%	*	*	*	*	37%	47%
Q59. Patient's average rating of care scored from very poor to very good	9.0	*	*	*	*	8.8	9.0

IMD quintile tables

* Indicates where a score is not available due to suppression or a low base size.

	IMD quintile						
	1 (most deprived)	2	3	4	5 (least deprived)	Non-England	All
SUPPORT FROM YOUR GP PRACTICE							
Q2. Patient only spoke to primary care professional once or twice before cancer diagnosis	83%	86%	80%	76%	82%	*	81%
Q3. Referral for diagnosis was explained in a way the patient could completely understand	67%	66%	70%	66%	81%	*	69%

	IMD quintile						
	1 (most deprived)	2	3	4	5 (least deprived)	Non-England	All
DIAGNOSTIC TESTS							
Q5. Patient received all the information needed about the diagnostic test in advance	91%	91%	96%	93%	93%	*	93%
Q6. Diagnostic test staff appeared to completely have all the information they needed about the patient	81%	81%	88%	84%	92%	*	85%
Q7. Patient felt the length of time waiting for diagnostic test results was about right	87%	78%	83%	83%	82%	*	82%
Q8. Diagnostic test results were explained in a way the patient could completely understand	85%	79%	86%	81%	82%	*	83%
Q9. Enough privacy was always given to the patient when receiving diagnostic test results	94%	95%	95%	97%	95%	*	95%

	IMD quintile						
	1 (most deprived)	2	3	4	5 (least deprived)	Non-England	All
FINDING OUT THAT YOU HAD CANCER							
Q12. Patient was told they could have a family member, carer or friend with them when told diagnosis	82%	85%	86%	85%	80%	*	84%
Q13. Patient was definitely told sensitively that they had cancer	72%	79%	81%	81%	75%	*	79%
Q14. Cancer diagnosis explained in a way the patient could completely understand	74%	79%	75%	82%	78%	*	78%
Q15. Patient was definitely told about their diagnosis in an appropriate place	84%	87%	86%	90%	85%	*	87%
Q16. Patient was told they could go back later for more information about their diagnosis	88%	87%	84%	84%	90%	*	86%

	IMD quintile						
	1 (most deprived)	2	3	4	5 (least deprived)	Non-England	All
SUPPORT FROM A MAIN CONTACT PERSON							
Q17. Patient had a main point of contact within the care team	93%	92%	91%	94%	97%	*	93%
Q18. Patient found it very or quite easy to contact their main contact person	90%	84%	87%	92%	90%	*	88%
Q19. Patient found advice from main contact person was very or quite helpful	96%	98%	97%	99%	96%	*	98%

IMD quintile tables

* Indicates where a score is not available due to suppression or a low base size.

	IMD quintile						
	1 (most deprived)	2	3	4	5 (least deprived)	Non-England	All
DECIDING ON THE BEST TREATMENT							
Q20. Treatment options were explained in a way the patient could completely understand	86%	79%	80%	83%	83%	*	82%
Q21. Patient was definitely involved as much as they wanted to be in decisions about their treatment	87%	81%	85%	83%	82%	*	83%
Q22. Family and/or carers were definitely involved as much as the patient wanted them to be in decisions about treatment options	89%	85%	84%	87%	86%	*	85%
Q23. Patient could get further advice from a different healthcare professional before making decisions about their treatment options	70%	58%	54%	57%	64%	*	59%

	IMD quintile						
	1 (most deprived)	2	3	4	5 (least deprived)	Non-England	All
CARE PLANNING							
Q24. Patient was definitely able to have a discussion about their needs or concerns prior to treatment	85%	71%	80%	70%	88%	*	77%
Q25. A member of their care team helped the patient create a care plan to address any needs or concerns	97%	95%	91%	95%	98%	*	94%
Q26. Care team reviewed the patient's care plan with them to ensure it was up to date	100%	100%	100%	98%	100%	*	100%

	IMD quintile						
	1 (most deprived)	2	3	4	5 (least deprived)	Non-England	All
SUPPORT FROM HOSPITAL STAFF							
Q27. Staff provided the patient with relevant information on available support	96%	92%	96%	96%	93%	*	95%
Q28. Patient definitely got the right level of support for their overall health and well being from hospital staff	87%	70%	80%	86%	85%	*	81%
Q29. Patient was offered information about how to get financial help or benefits	78%	75%	83%	81%	87%	*	81%

	IMD quintile						
	1 (most deprived)	2	3	4	5 (least deprived)	Non-England	All
HOSPITAL CARE							
Q31. Patient had confidence and trust in all of the team looking after them during their stay in hospital	75%	82%	80%	68%	71%	*	75%
Q32. Patient's family, or someone close, was definitely able to talk to a member of the team looking after the patient in hospital	71%	72%	83%	55%	71%	*	71%
Q33. Patient was always involved in decisions about their care and treatment whilst in hospital	74%	76%	70%	72%	83%	*	74%
Q34. Patient was always able to get help from ward staff when needed	80%	85%	79%	69%	67%	*	76%
Q35. Patient was always able to discuss worries and fears with hospital staff	60%	71%	72%	56%	71%	*	66%
Q36. Hospital staff always did everything they could to help the patient control pain	81%	94%	83%	77%	90%	*	85%
Q37. Patient was always treated with respect and dignity while in hospital	80%	100%	93%	86%	92%	*	91%
Q38. Patient received easily understandable information about what they should or should not do after leaving hospital	85%	91%	86%	86%	87%	*	87%
Q39. Patient was always able to discuss worries and fears with hospital staff while being treated as an outpatient or day case	85%	82%	81%	84%	87%	*	83%

IMD quintile tables

* Indicates where a score is not available due to suppression or a low base size.

YOUR TREATMENT	IMD quintile						
	1 (most deprived)	2	3	4	5 (least deprived)	Non-England	All
Q41_1. Beforehand patient completely had enough understandable information about surgery	88%	93%	93%	98%	97%	*	94%
Q41_2. Beforehand patient completely had enough understandable information about chemotherapy	85%	92%	89%	88%	95%	*	90%
Q41_3. Beforehand patient completely had enough understandable information about radiotherapy	76%	91%	91%	93%	100%	*	91%
Q41_4. Beforehand patient completely had enough understandable information about hormone therapy	93%	85%	90%	82%	89%	*	87%
Q41_5. Beforehand patient completely had enough understandable information about immunotherapy	*	81%	83%	87%	93%	*	84%
Q42_1. Patient completely had enough understandable information about their response to surgery	85%	88%	88%	94%	94%	*	90%
Q42_2. Patient completely had enough understandable information about their response to chemotherapy	93%	90%	86%	81%	85%	*	86%
Q42_3. Patient completely had enough understandable information about their response to radiotherapy	72%	89%	90%	90%	93%	*	88%
Q42_4. Patient completely had enough understandable information about their response to hormone therapy	93%	83%	89%	81%	89%	*	86%
Q42_5. Patient completely had enough understandable information about their response to immunotherapy	*	75%	83%	75%	80%	*	80%
Q43. Patient felt the length of waiting time at clinic and day unit for cancer treatment was about right	86%	91%	90%	89%	92%	*	90%

IMMEDIATE AND LONG TERM SIDE EFFECTS	IMD quintile						
	1 (most deprived)	2	3	4	5 (least deprived)	Non-England	All
Q44. Possible side effects from treatment were definitely explained in a way the patient could understand	75%	73%	76%	80%	77%	*	77%
Q45. Patient was always offered practical advice on dealing with any immediate side effects from treatment	78%	72%	74%	70%	76%	*	73%
Q46. Patient was given information that they could access about support in dealing with immediate side effects from treatment	89%	88%	92%	89%	93%	*	90%
Q47. Patient felt possible long-term side effects were definitely explained in a way they could understand in advance of their treatment	70%	67%	66%	65%	60%	*	65%
Q48. Patient was definitely able to discuss options for managing the impact of any long-term side effects	63%	58%	63%	63%	66%	*	63%

SUPPORT WHILE AT HOME	IMD quintile						
	1 (most deprived)	2	3	4	5 (least deprived)	Non-England	All
Q49. Care team gave family, or someone close, all the information needed to help care for the patient at home	68%	75%	72%	68%	73%	*	71%
Q50. During treatment, the patient definitely got enough care and support at home from community or voluntary services	65%	51%	53%	57%	60%	*	56%

CARE FROM YOUR GP PRACTICE	IMD quintile						
	1 (most deprived)	2	3	4	5 (least deprived)	Non-England	All
Q51. Patient definitely received the right amount of support from their GP practice during treatment	46%	44%	48%	49%	52%	*	48%
Q52. Patient has had a review of cancer care by GP practice	22%	17%	19%	17%	20%	*	19%

IMD quintile tables

* Indicates where a score is not available due to suppression or a low base size.

	IMD quintile						
	1 (most deprived)	2	3	4	5 (least deprived)	Non-England	All
Q53. After treatment, the patient definitely could get enough emotional support at home from community or voluntary services	44%	29%	39%	38%	25%	*	35%
Q54. The right amount of information and support was offered to the patient between final treatment and the follow up appointment	93%	71%	89%	90%	97%	*	86%
Q55. Patient was given enough information about the possibility and signs of cancer coming back or spreading	65%	61%	71%	74%	67%	*	68%

	IMD quintile						
	1 (most deprived)	2	3	4	5 (least deprived)	Non-England	All
Q56. The whole care team worked well together	85%	91%	91%	92%	89%	*	90%
Q57. Administration of care was very good or good	86%	87%	87%	94%	92%	*	90%
Q58. Cancer research opportunities were discussed with patient	61%	45%	51%	39%	47%	*	47%
Q59. Patient's average rating of care scored from very poor to very good	9.0	8.9	8.9	9.1	8.9	*	9.0

Long-term condition status tables

* Indicates where a score is not available due to suppression or a low base size.

	Long-term condition status			
	Yes	No	Not given	All
SUPPORT FROM YOUR GP PRACTICE				
Q2. Patient only spoke to primary care professional once or twice before cancer diagnosis	78%	84%	86%	81%
Q3. Referral for diagnosis was explained in a way the patient could completely understand	69%	69%	74%	69%

	Long-term condition status			
	Yes	No	Not given	All
DIAGNOSTIC TESTS				
Q5. Patient received all the information needed about the diagnostic test in advance	94%	94%	86%	93%
Q6. Diagnostic test staff appeared to completely have all the information they needed about the patient	84%	89%	78%	85%
Q7. Patient felt the length of time waiting for diagnostic test results was about right	82%	86%	68%	82%
Q8. Diagnostic test results were explained in a way the patient could completely understand	83%	85%	73%	83%
Q9. Enough privacy was always given to the patient when receiving diagnostic test results	97%	93%	93%	95%

	Long-term condition status			
	Yes	No	Not given	All
FINDING OUT THAT YOU HAD CANCER				
Q12. Patient was told they could have a family member, carer or friend with them when told diagnosis	83%	85%	88%	84%
Q13. Patient was definitely told sensitively that they had cancer	80%	78%	75%	79%
Q14. Cancer diagnosis explained in a way the patient could completely understand	78%	78%	77%	78%
Q15. Patient was definitely told about their diagnosis in an appropriate place	88%	85%	88%	87%
Q16. Patient was told they could go back later for more information about their diagnosis	85%	89%	83%	86%

	Long-term condition status			
	Yes	No	Not given	All
SUPPORT FROM A MAIN CONTACT PERSON				
Q17. Patient had a main point of contact within the care team	92%	94%	96%	93%
Q18. Patient found it very or quite easy to contact their main contact person	89%	88%	84%	88%
Q19. Patient found advice from main contact person was very or quite helpful	98%	98%	95%	98%

	Long-term condition status			
	Yes	No	Not given	All
DECIDING ON THE BEST TREATMENT				
Q20. Treatment options were explained in a way the patient could completely understand	81%	85%	79%	82%
Q21. Patient was definitely involved as much as they wanted to be in decisions about their treatment	82%	85%	83%	83%
Q22. Family and/or carers were definitely involved as much as the patient wanted them to be in decisions about treatment options	84%	89%	82%	85%
Q23. Patient could get further advice from a different healthcare professional before making decisions about their treatment options	58%	66%	48%	59%

Long-term condition status tables

* Indicates where a score is not available due to suppression or a low base size.

CARE PLANNING	Long-term condition status			
	Yes	No	Not given	All
Q24. Patient was definitely able to have a discussion about their needs or concerns prior to treatment	74%	86%	67%	77%
Q25. A member of their care team helped the patient create a care plan to address any needs or concerns	93%	99%	88%	94%
Q26. Care team reviewed the patient's care plan with them to ensure it was up to date	99%	100%	100%	100%

SUPPORT FROM HOSPITAL STAFF	Long-term condition status			
	Yes	No	Not given	All
Q27. Staff provided the patient with relevant information on available support	94%	96%	94%	95%
Q28. Patient definitely got the right level of support for their overall health and well being from hospital staff	81%	82%	73%	81%
Q29. Patient was offered information about how to get financial help or benefits	76%	89%	81%	81%

HOSPITAL CARE	Long-term condition status			
	Yes	No	Not given	All
Q31. Patient had confidence and trust in all of the team looking after them during their stay in hospital	77%	75%	69%	75%
Q32. Patient's family, or someone close, was definitely able to talk to a member of the team looking after the patient in hospital	71%	75%	58%	71%
Q33. Patient was always involved in decisions about their care and treatment whilst in hospital	75%	70%	81%	74%
Q34. Patient was always able to get help from ward staff when needed	76%	75%	87%	76%
Q35. Patient was always able to discuss worries and fears with hospital staff	61%	76%	75%	66%
Q36. Hospital staff always did everything they could to help the patient control pain	86%	82%	86%	85%
Q37. Patient was always treated with respect and dignity while in hospital	92%	86%	100%	91%
Q38. Patient received easily understandable information about what they should or should not do after leaving hospital	89%	81%	88%	87%
Q39. Patient was always able to discuss worries and fears with hospital staff while being treated as an outpatient or day case	83%	83%	84%	83%

Long-term condition status tables

* Indicates where a score is not available due to suppression or a low base size.

YOUR TREATMENT	Long-term condition status			
	Yes	No	Not given	All
Q41_1. Beforehand patient completely had enough understandable information about surgery	96%	96%	78%	94%
Q41_2. Beforehand patient completely had enough understandable information about chemotherapy	88%	95%	91%	90%
Q41_3. Beforehand patient completely had enough understandable information about radiotherapy	94%	86%	86%	91%
Q41_4. Beforehand patient completely had enough understandable information about hormone therapy	86%	89%	90%	87%
Q41_5. Beforehand patient completely had enough understandable information about immunotherapy	79%	90%	*	84%
Q42_1. Patient completely had enough understandable information about their response to surgery	89%	93%	85%	90%
Q42_2. Patient completely had enough understandable information about their response to chemotherapy	86%	91%	73%	86%
Q42_3. Patient completely had enough understandable information about their response to radiotherapy	91%	88%	69%	88%
Q42_4. Patient completely had enough understandable information about their response to hormone therapy	85%	89%	80%	86%
Q42_5. Patient completely had enough understandable information about their response to immunotherapy	80%	86%	*	80%
Q43. Patient felt the length of waiting time at clinic and day unit for cancer treatment was about right	89%	92%	86%	90%

IMMEDIATE AND LONG TERM SIDE EFFECTS	Long-term condition status			
	Yes	No	Not given	All
Q44. Possible side effects from treatment were definitely explained in a way the patient could understand	77%	79%	67%	77%
Q45. Patient was always offered practical advice on dealing with any immediate side effects from treatment	73%	75%	65%	73%
Q46. Patient was given information that they could access about support in dealing with immediate side effects from treatment	90%	91%	85%	90%
Q47. Patient felt possible long-term side effects were definitely explained in a way they could understand in advance of their treatment	67%	66%	49%	65%
Q48. Patient was definitely able to discuss options for managing the impact of any long-term side effects	60%	70%	55%	63%

SUPPORT WHILE AT HOME	Long-term condition status			
	Yes	No	Not given	All
Q49. Care team gave family, or someone close, all the information needed to help care for the patient at home	68%	77%	77%	71%
Q50. During treatment, the patient definitely got enough care and support at home from community or voluntary services	53%	77%	37%	56%

CARE FROM YOUR GP PRACTICE	Long-term condition status			
	Yes	No	Not given	All
Q51. Patient definitely received the right amount of support from their GP practice during treatment	45%	53%	53%	48%
Q52. Patient has had a review of cancer care by GP practice	20%	17%	18%	19%

Long-term condition status tables

* Indicates where a score is not available due to suppression or a low base size.

LIVING WITH AND BEYOND CANCER	Long-term condition status			
	Yes	No	Not given	All
Q53. After treatment, the patient definitely could get enough emotional support at home from community or voluntary services	32%	48%	27%	35%
Q54. The right amount of information and support was offered to the patient between final treatment and the follow up appointment	84%	94%	75%	86%
Q55. Patient was given enough information about the possibility and signs of cancer coming back or spreading	69%	71%	53%	68%

YOUR OVERALL NHS CARE	Long-term condition status			
	Yes	No	Not given	All
Q56. The whole care team worked well together	90%	92%	87%	90%
Q57. Administration of care was very good or good	88%	92%	88%	90%
Q58. Cancer research opportunities were discussed with patient	48%	47%	40%	47%
Q59. Patient's average rating of care scored from very poor to very good	8.9	9.1	8.9	9.0

Year on year charts

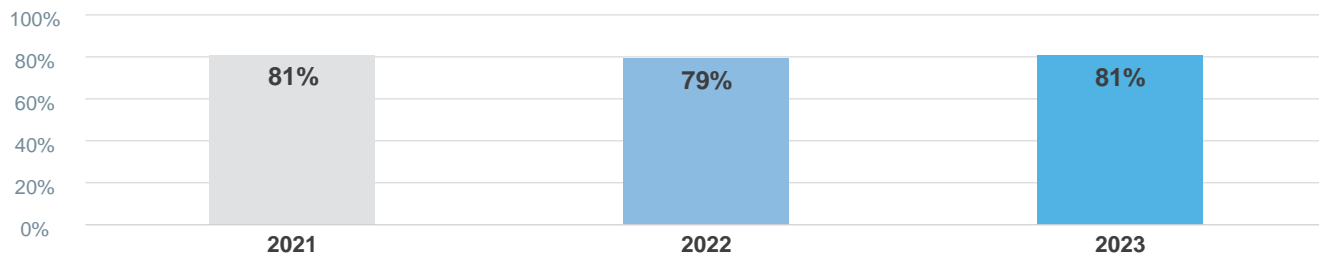
* Indicates where a score is not available due to suppression or a low base size.

** No score available for these years.

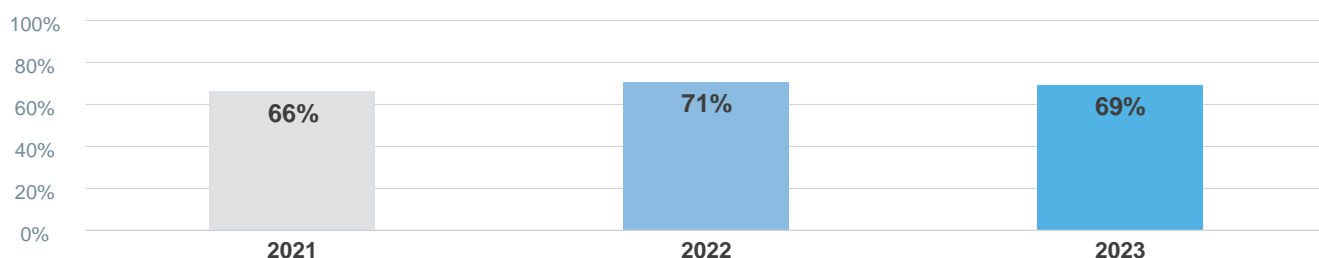
The scores are unadjusted and based on England scores only.

SUPPORT FROM YOUR GP PRACTICE

Q2. Patient only spoke to primary care professional once or twice before cancer diagnosis

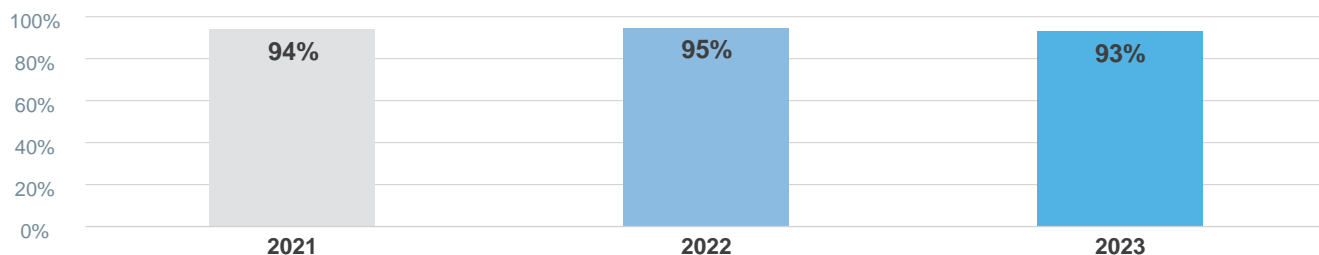


Q3. Referral for diagnosis was explained in a way the patient could completely understand

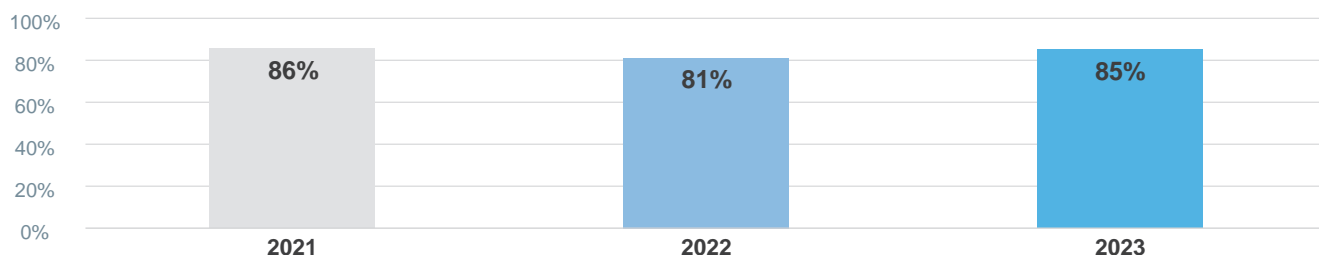


DIAGNOSTIC TESTS

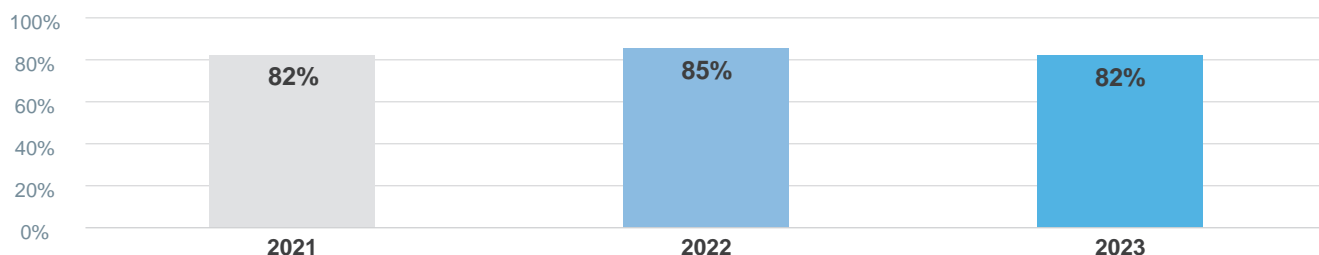
Q5. Patient received all the information needed about the diagnostic test in advance



Q6. Diagnostic test staff appeared to completely have all the information they needed about the patient



Q7. Patient felt the length of time waiting for diagnostic test results was about right



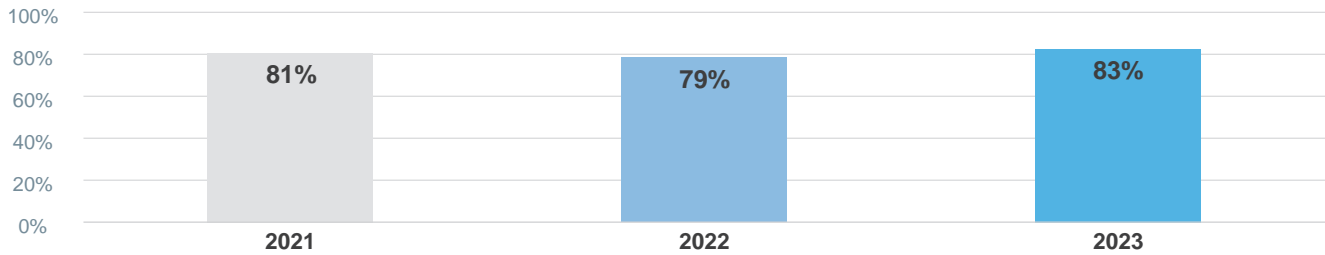
Year on year charts

* Indicates where a score is not available due to suppression or a low base size.

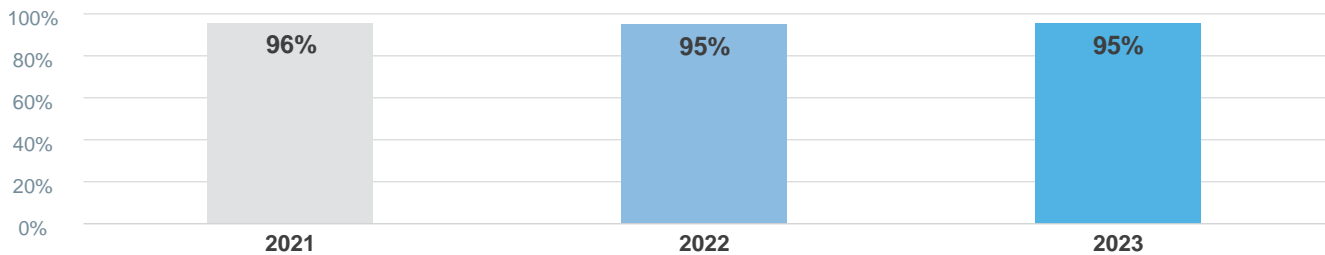
** No score available for these years.

The scores are unadjusted and based on England scores only.

Q8. Diagnostic test results were explained in a way the patient could completely understand

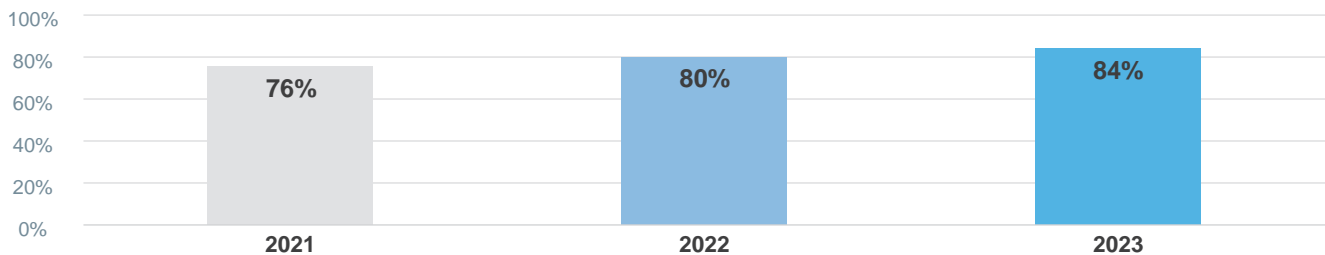


Q9. Enough privacy was always given to the patient when receiving diagnostic test results

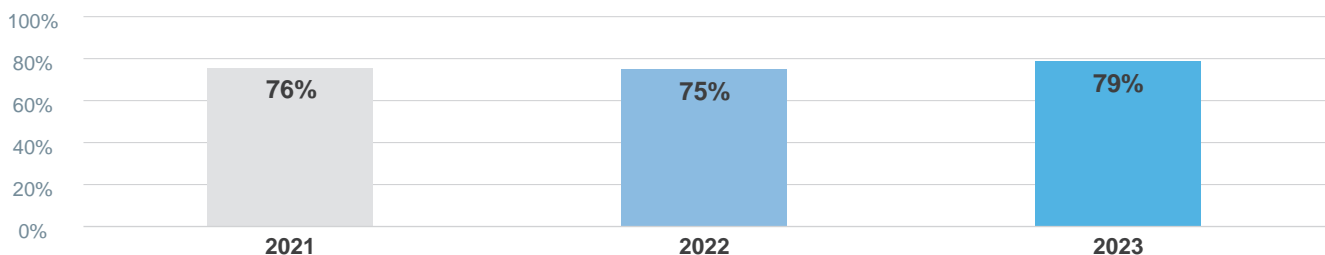


FINDING OUT THAT YOU HAD CANCER

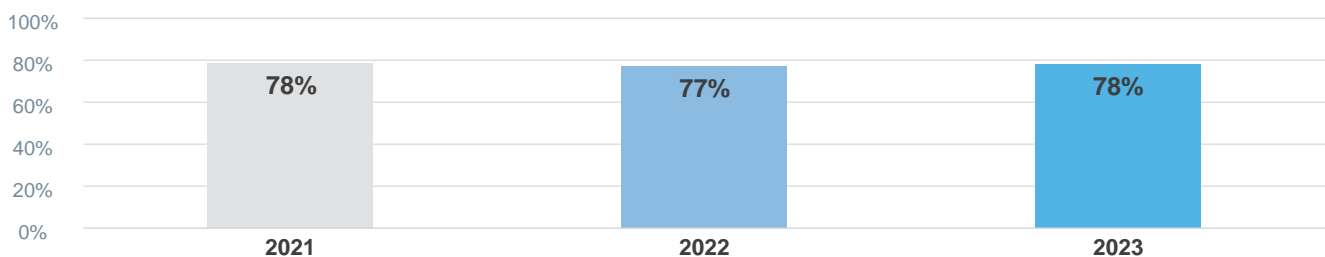
Q12. Patient was told they could have a family member, carer or friend with them when told diagnosis



Q13. Patient was definitely told sensitively that they had cancer



Q14. Cancer diagnosis explained in a way the patient could completely understand



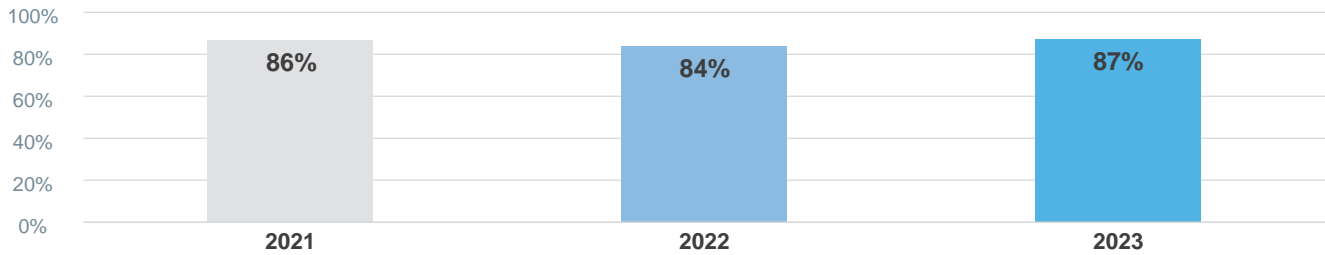
Year on year charts

* Indicates where a score is not available due to suppression or a low base size.

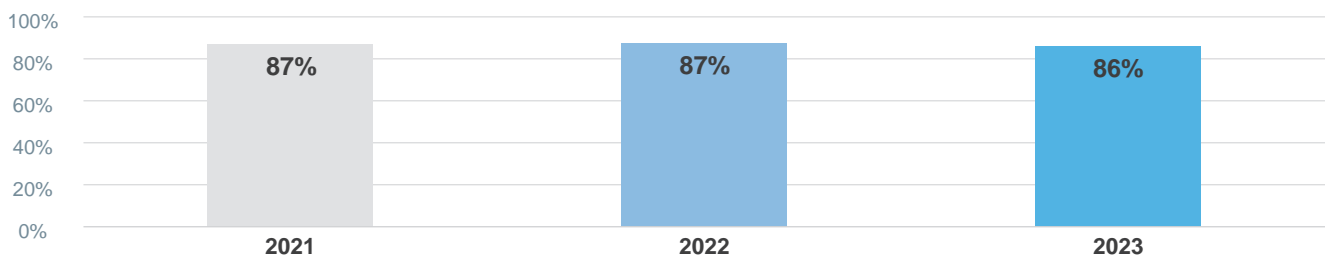
** No score available for these years.

The scores are unadjusted and based on England scores only.

Q15. Patient was definitely told about their diagnosis in an appropriate place

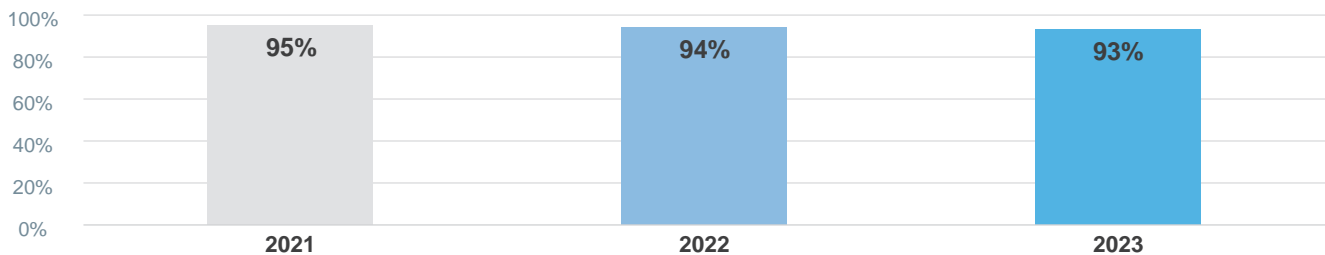


Q16. Patient was told they could go back later for more information about their diagnosis

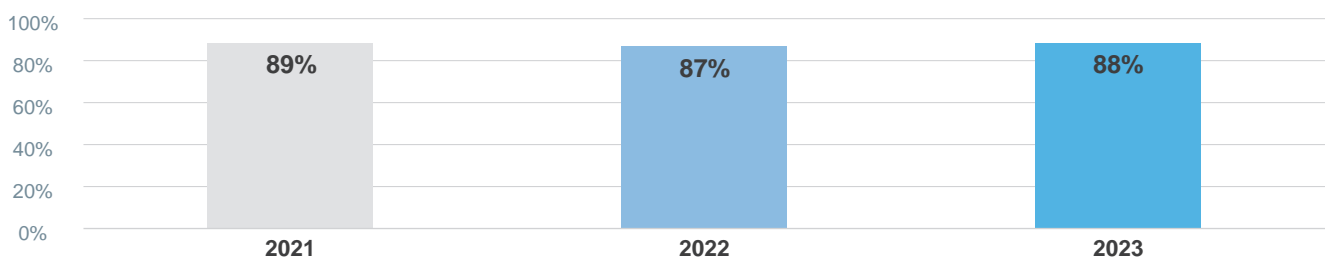


SUPPORT FROM A MAIN CONTACT PERSON

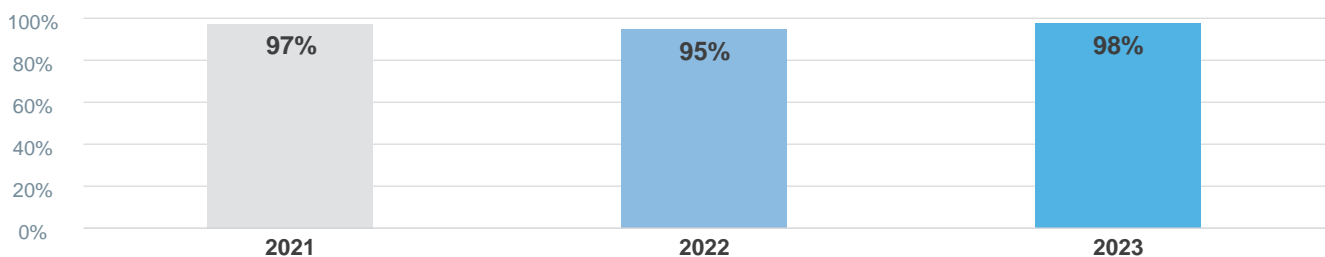
Q17. Patient had a main point of contact within the care team



Q18. Patient found it very or quite easy to contact their main contact person



Q19. Patient found advice from main contact person was very or quite helpful



Year on year charts

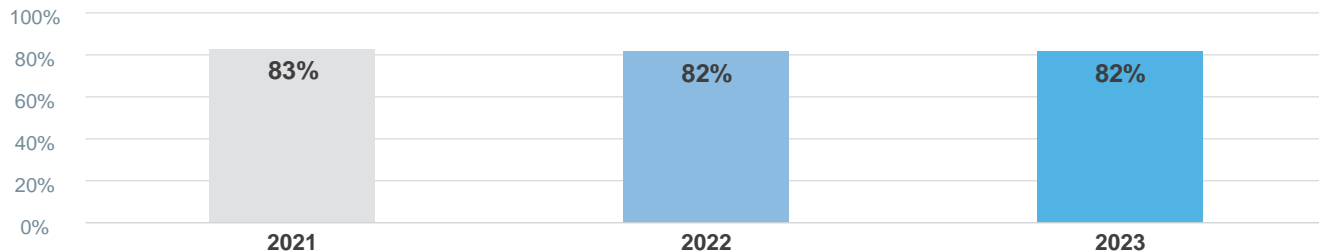
* Indicates where a score is not available due to suppression or a low base size.

** No score available for these years.

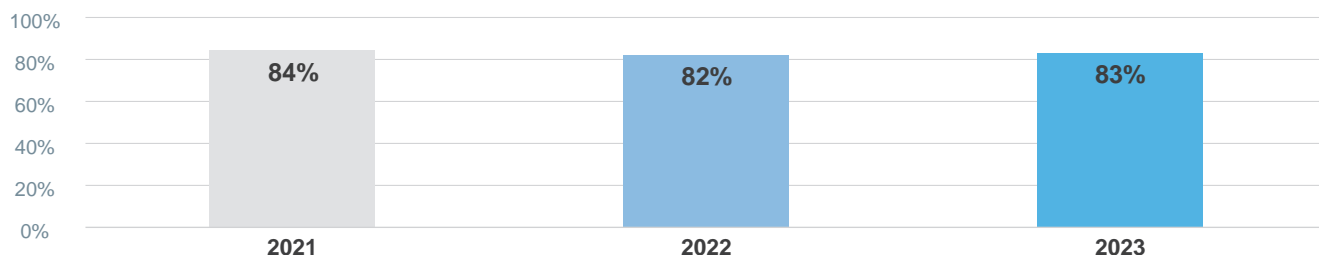
The scores are unadjusted and based on England scores only.

DECIDING ON THE BEST TREATMENT

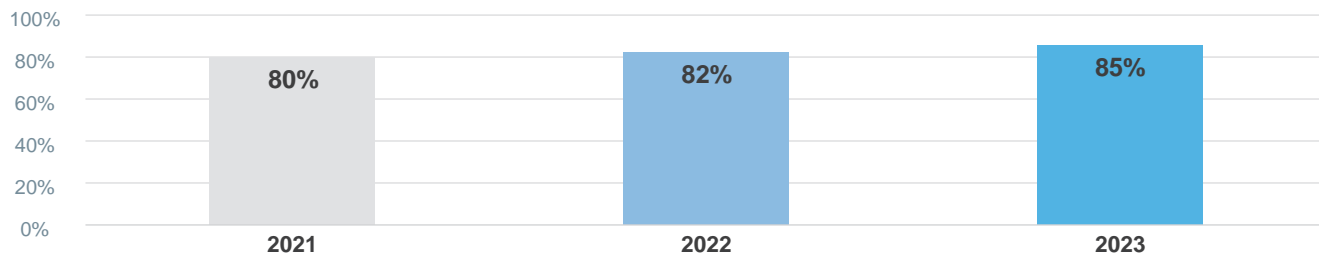
Q20. Treatment options were explained in a way the patient could completely understand



Q21. Patient was definitely involved as much as they wanted to be in decisions about their treatment



Q22. Family and/or carers were definitely involved as much as the patient wanted them to be in decisions about treatment options

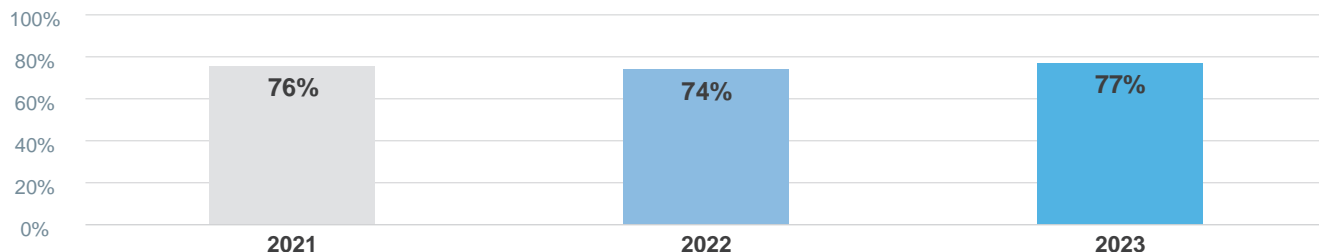


Q23. Patient could get further advice from a different healthcare professional before making decisions about their treatment options



CARE PLANNING

Q24. Patient was definitely able to have a discussion about their needs or concerns prior to treatment



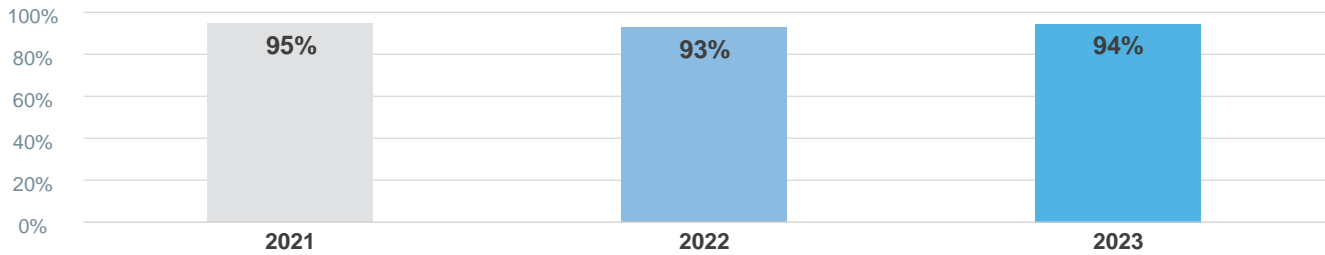
Year on year charts

* Indicates where a score is not available due to suppression or a low base size.

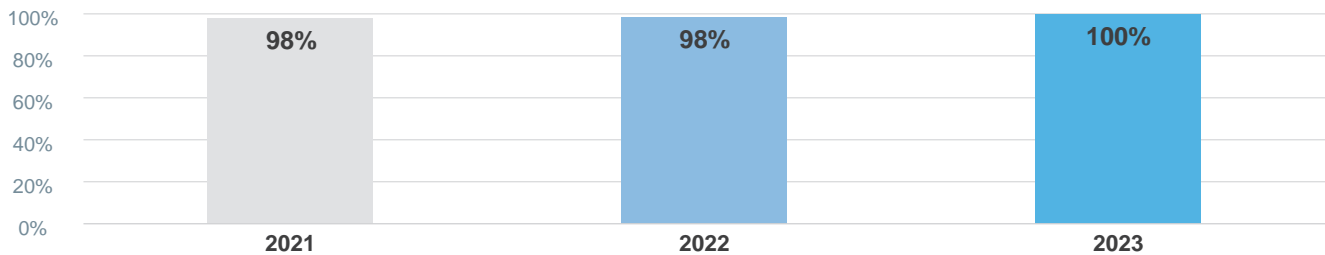
** No score available for these years.

The scores are unadjusted and based on England scores only.

Q25. A member of their care team helped the patient create a care plan to address any needs or concerns

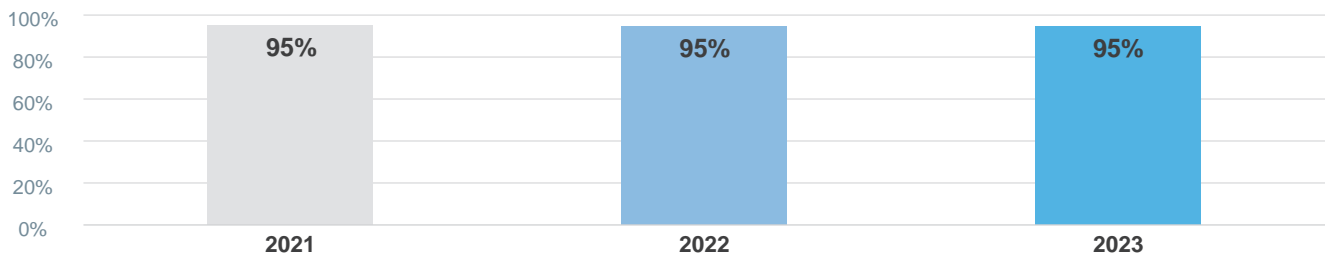


Q26. Care team reviewed the patient's care plan with them to ensure it was up to date

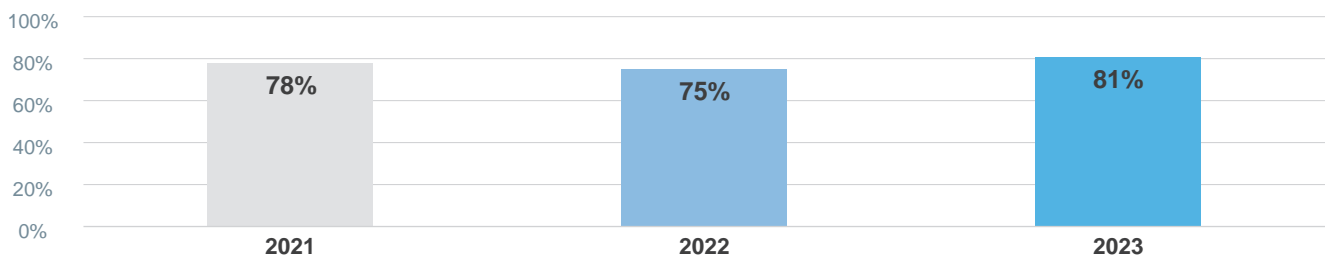


SUPPORT FROM HOSPITAL STAFF

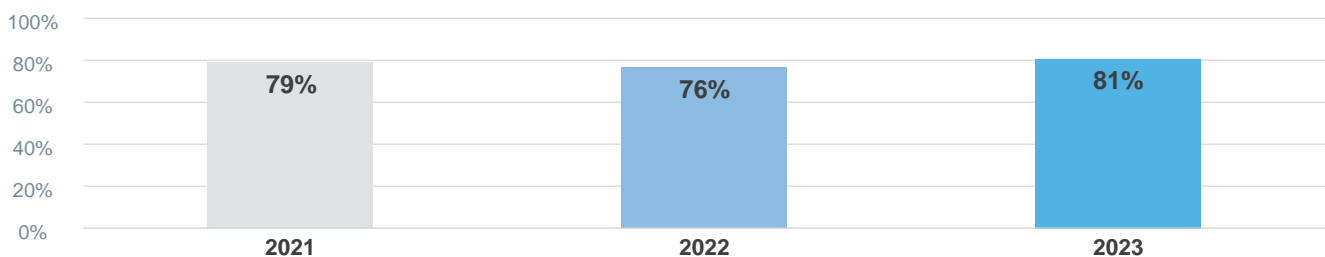
Q27. Staff provided the patient with relevant information on available support



Q28. Patient definitely got the right level of support for their overall health and well being from hospital staff



Q29. Patient was offered information about how to get financial help or benefits



Year on year charts

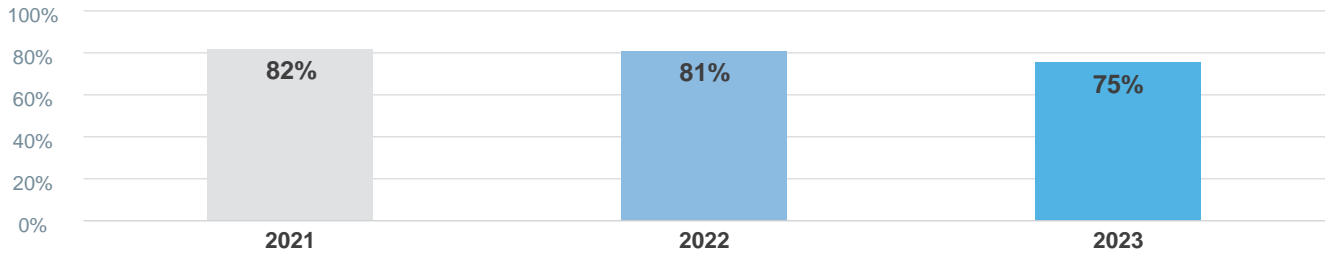
* Indicates where a score is not available due to suppression or a low base size.

** No score available for these years.

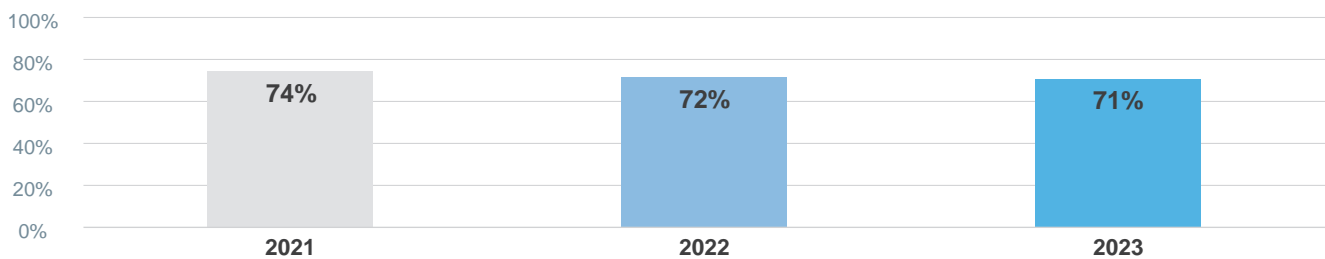
The scores are unadjusted and based on England scores only.

HOSPITAL CARE

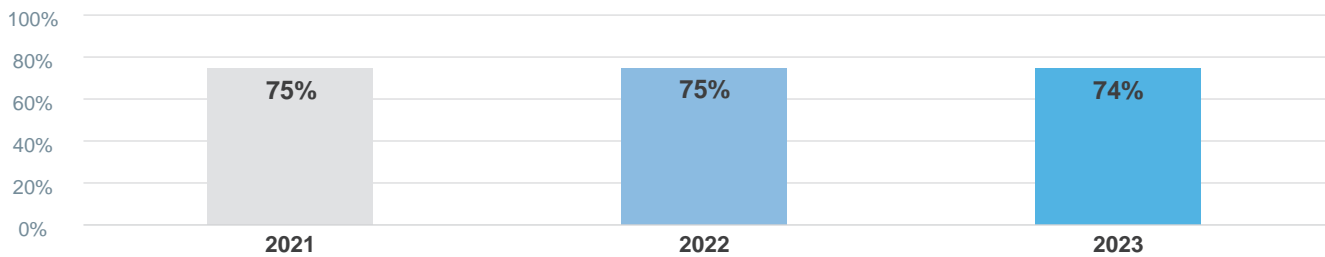
Q31. Patient had confidence and trust in all of the team looking after them during their stay in hospital



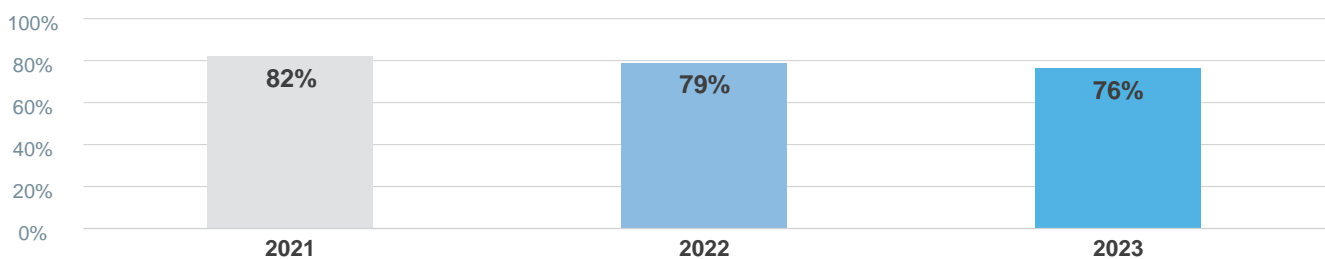
Q32. Patient's family, or someone close, was definitely able to talk to a member of the team looking after the patient in hospital



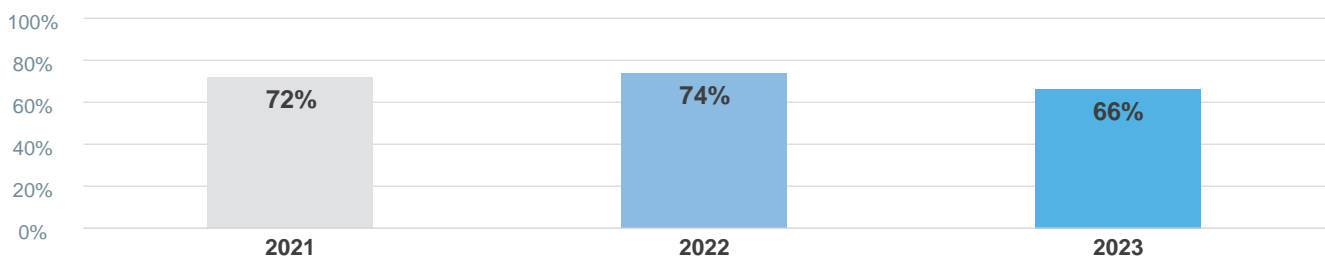
Q33. Patient was always involved in decisions about their care and treatment whilst in hospital



Q34. Patient was always able to get help from ward staff when needed



Q35. Patient was always able to discuss worries and fears with hospital staff



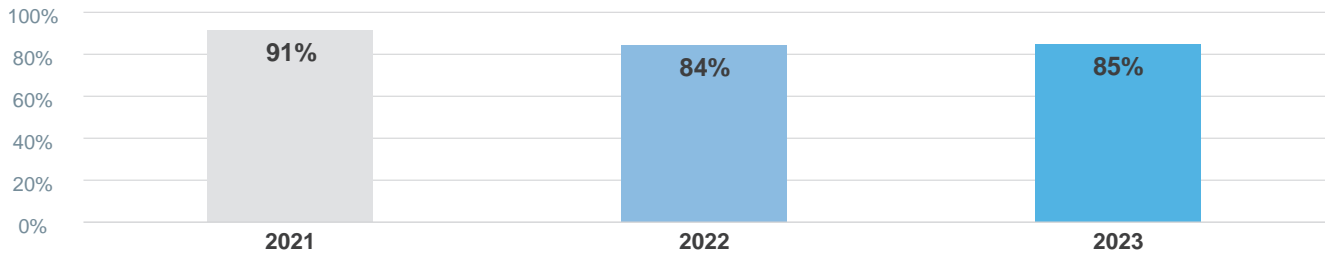
Year on year charts

* Indicates where a score is not available due to suppression or a low base size.

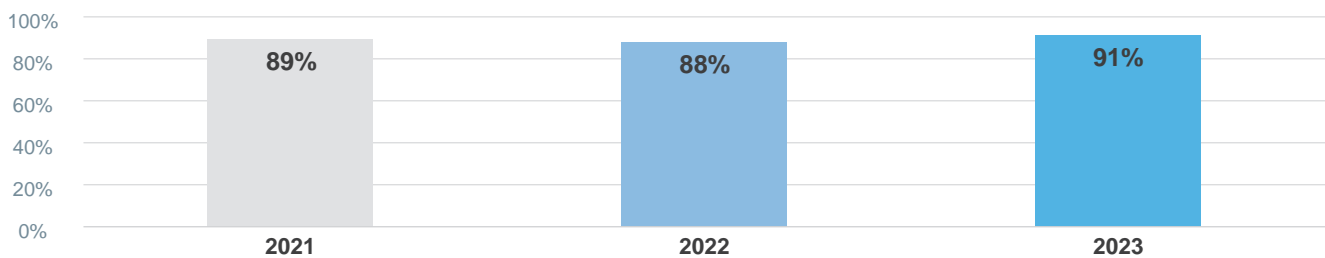
** No score available for these years.

The scores are unadjusted and based on England scores only.

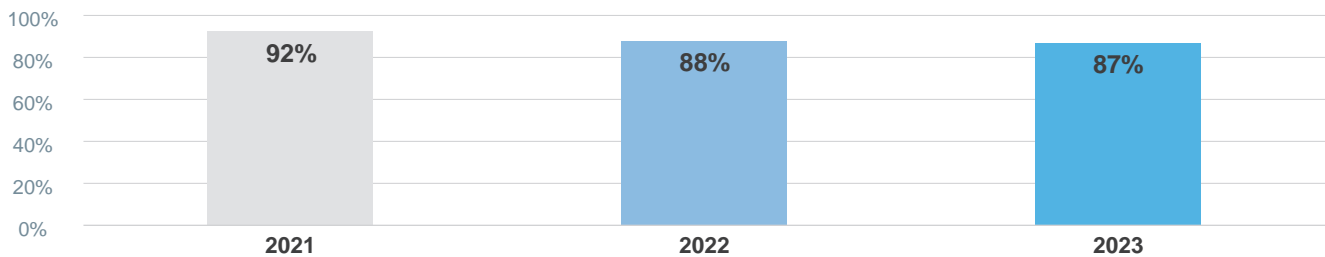
Q36. Hospital staff always did everything they could to help the patient control pain



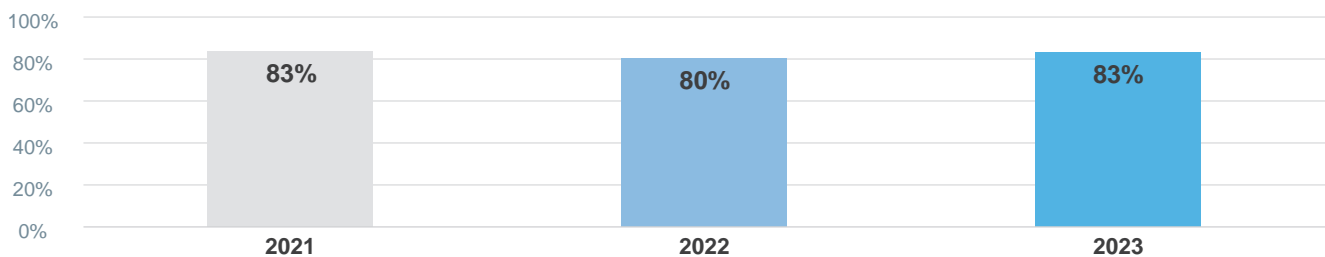
Q37. Patient was always treated with respect and dignity while in hospital



Q38. Patient received easily understandable information about what they should or should not do after leaving hospital

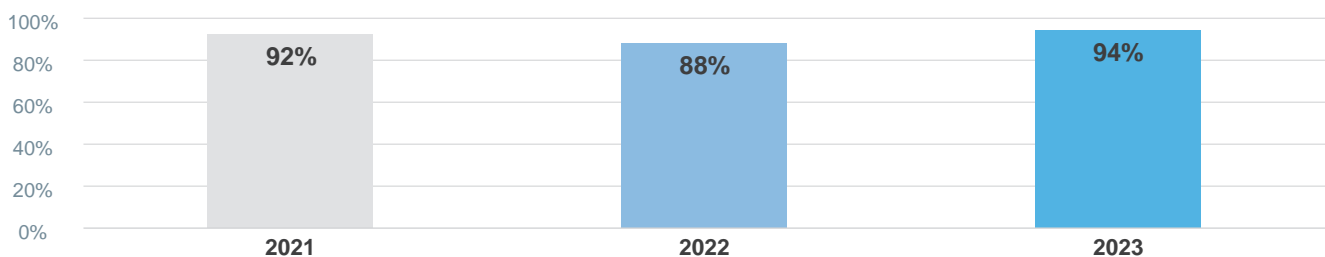


Q39. Patient was always able to discuss worries and fears with hospital staff while being treated as an outpatient or day case



YOUR TREATMENT

Q41_1. Beforehand patient completely had enough understandable information about surgery



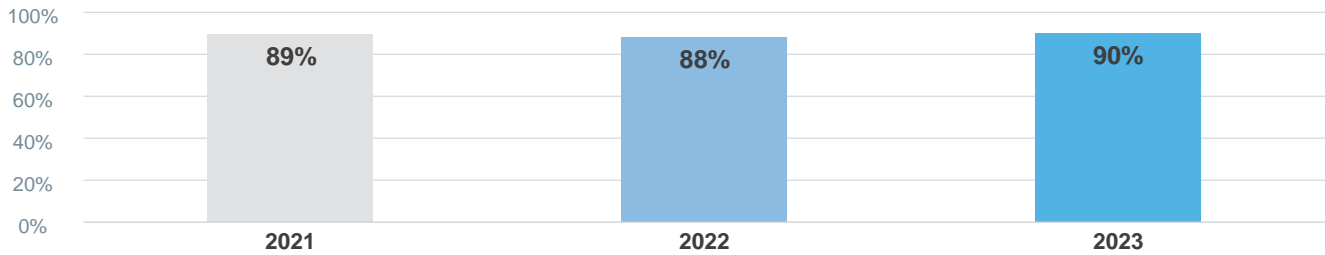
Year on year charts

* Indicates where a score is not available due to suppression or a low base size.

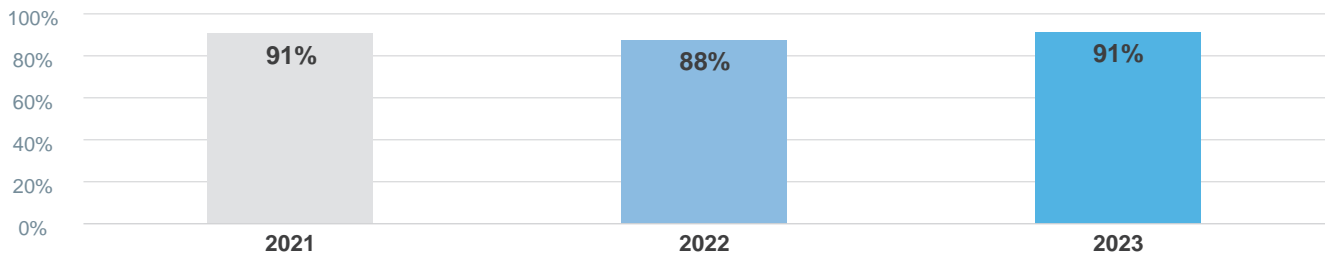
** No score available for these years.

The scores are unadjusted and based on England scores only.

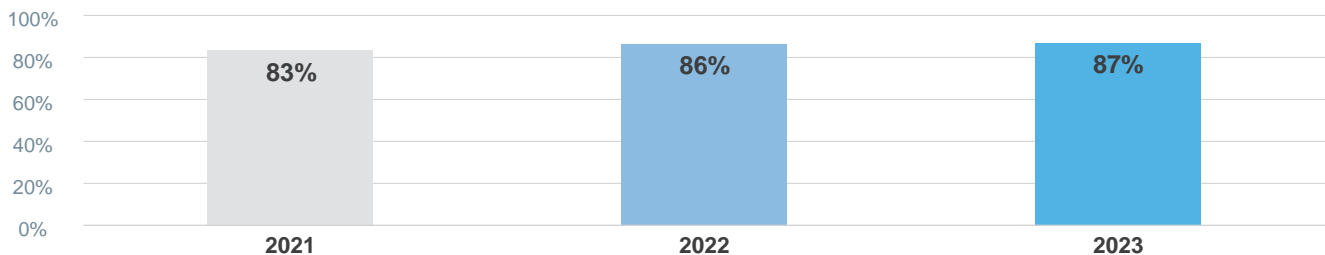
Q41_2. Beforehand patient completely had enough understandable information about chemotherapy



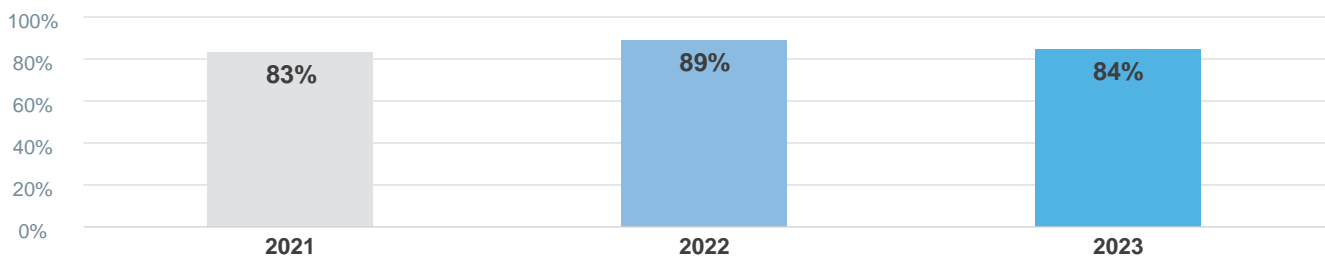
Q41_3. Beforehand patient completely had enough understandable information about radiotherapy



Q41_4. Beforehand patient completely had enough understandable information about hormone therapy



Q41_5. Beforehand patient completely had enough understandable information about immunotherapy



Q42_1. Patient completely had enough understandable information about their response to surgery



Year on year charts

* Indicates where a score is not available due to suppression or a low base size.

** No score available for these years.

The scores are unadjusted and based on England scores only.

Q42_2. Patient completely had enough understandable information about their response to chemotherapy



Q42_3. Patient completely had enough understandable information about their response to radiotherapy



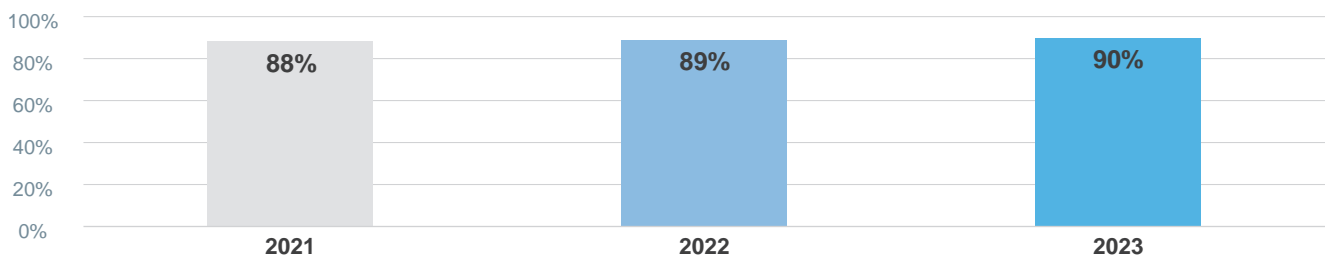
Q42_4. Patient completely had enough understandable information about their response to hormone therapy



Q42_5. Patient completely had enough understandable information about their response to immunotherapy



Q43. Patient felt the length of waiting time at clinic and day unit for cancer treatment was about right



Year on year charts

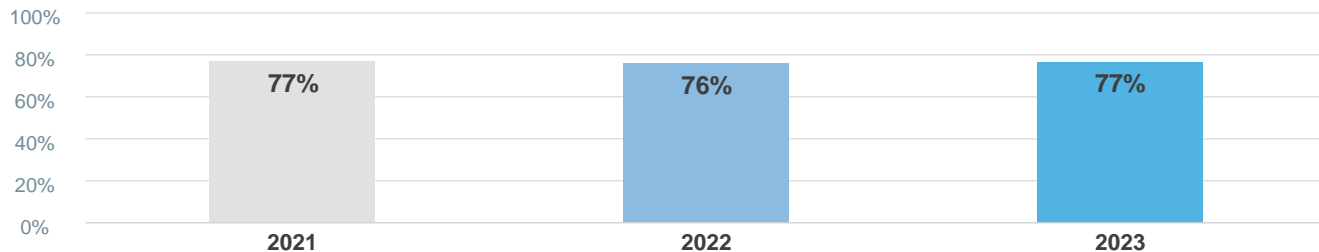
* Indicates where a score is not available due to suppression or a low base size.

** No score available for these years.

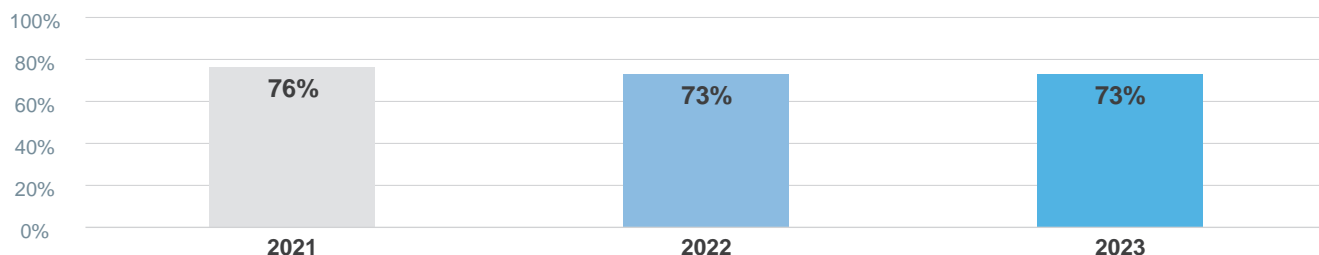
The scores are unadjusted and based on England scores only.

IMMEDIATE AND LONG TERM SIDE EFFECTS

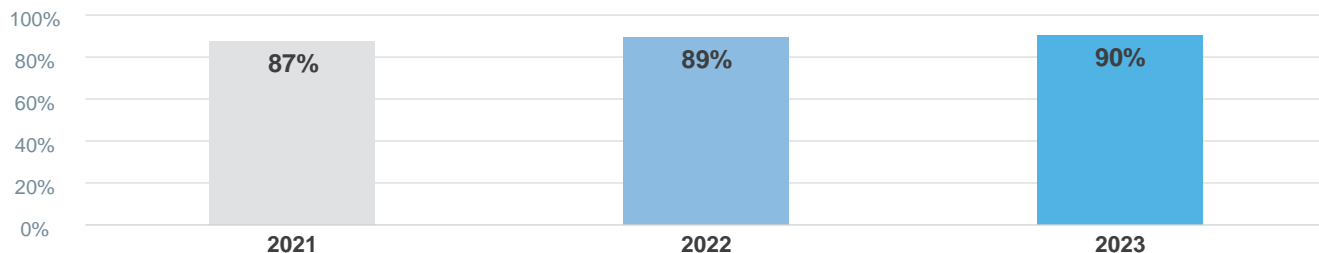
Q44. Possible side effects from treatment were definitely explained in a way the patient could understand



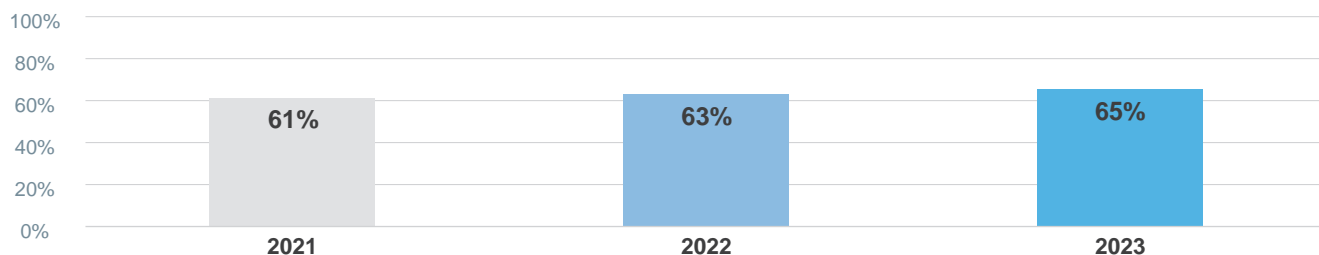
Q45. Patient was always offered practical advice on dealing with any immediate side effects from treatment



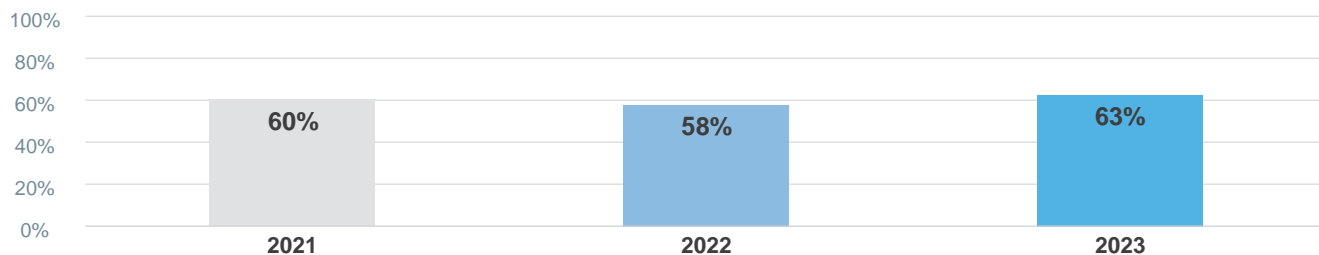
Q46. Patient was given information that they could access about support in dealing with immediate side effects from treatment



Q47. Patient felt possible long-term side effects were definitely explained in a way they could understand in advance of their treatment



Q48. Patient was definitely able to discuss options for managing the impact of any long-term side effects



Year on year charts

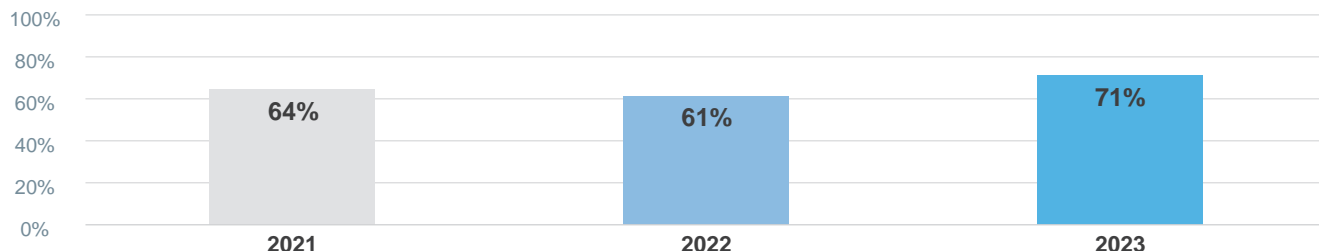
* Indicates where a score is not available due to suppression or a low base size.

** No score available for these years.

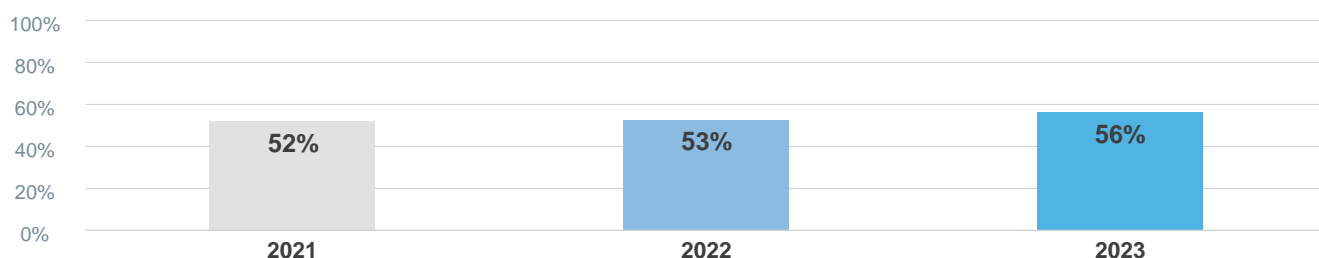
The scores are unadjusted and based on England scores only.

SUPPORT WHILE AT HOME

Q49. Care team gave family, or someone close, all the information needed to help care for the patient at home

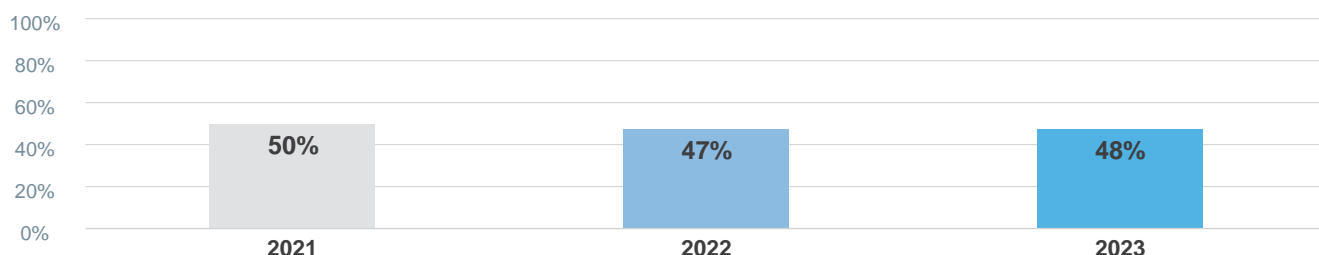


Q50. During treatment, the patient definitely got enough care and support at home from community or voluntary services

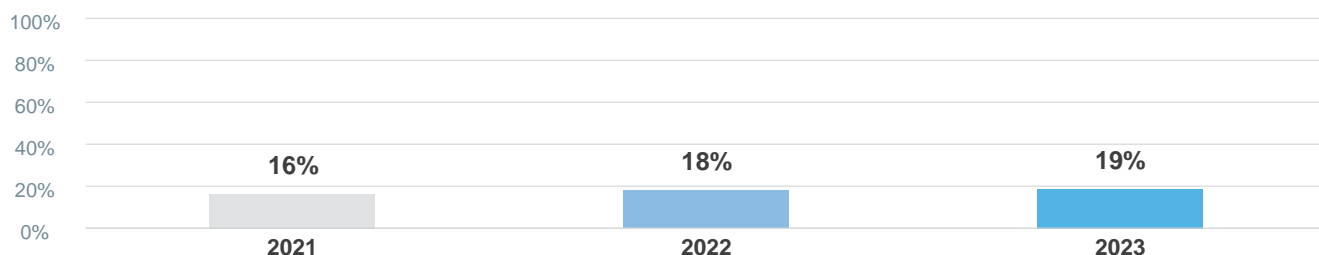


CARE FROM YOUR GP PRACTICE

Q51. Patient definitely received the right amount of support from their GP practice during treatment

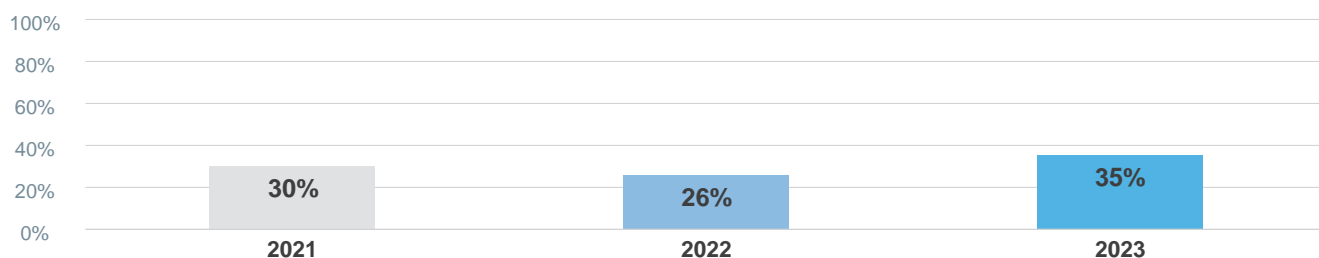


Q52. Patient has had a review of cancer care by GP practice



LIVING WITH AND BEYOND CANCER

Q53. After treatment, the patient definitely could get enough emotional support at home from community or voluntary services



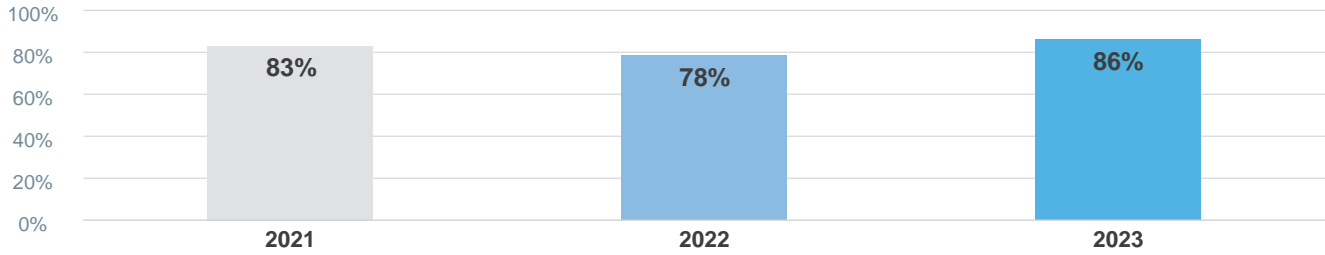
Year on year charts

* Indicates where a score is not available due to suppression or a low base size.

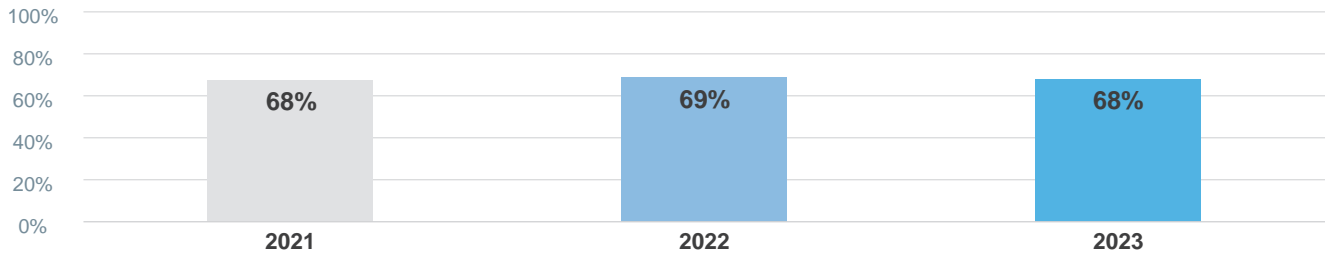
** No score available for these years.

The scores are unadjusted and based on England scores only.

Q54. The right amount of information and support was offered to the patient between final treatment and the follow up appointment

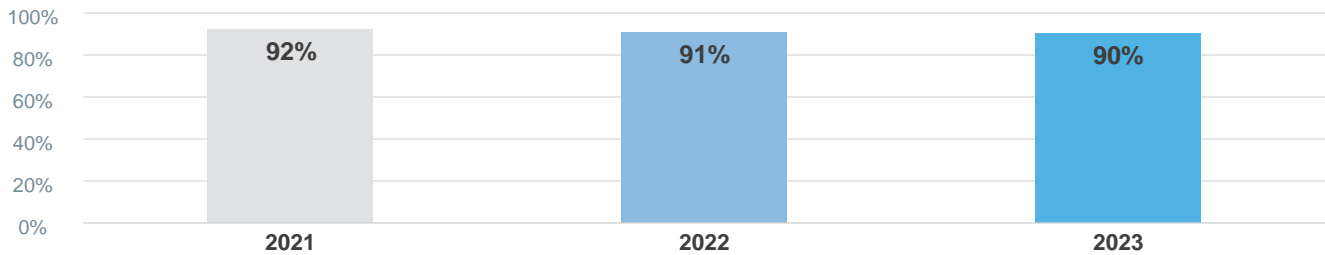


Q55. Patient was given enough information about the possibility and signs of cancer coming back or spreading

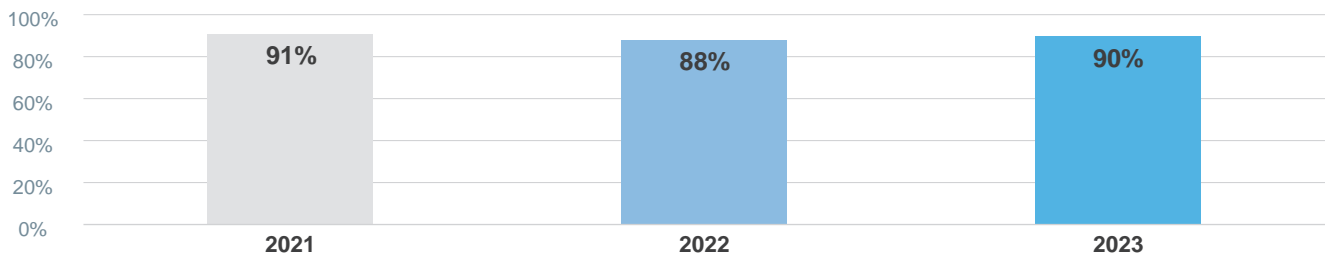


YOUR OVERALL NHS CARE

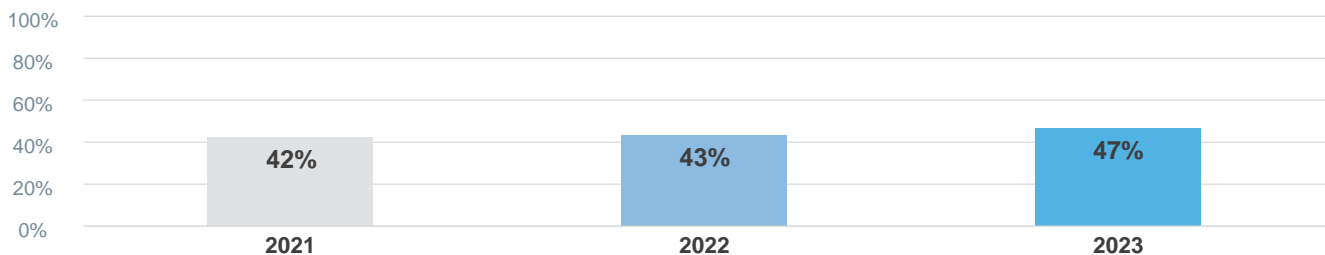
Q56. The whole care team worked well together



Q57. Administration of care was very good or good



Q58. Cancer research opportunities were discussed with patient



Year on year charts

* Indicates where a score is not available due to suppression or a low base size.

** No score available for these years.

The scores are unadjusted and based on England scores only.

Q59. Patient's average rating of care scored from very poor to very good

