

Cancer Patient Experience Survey

2023 Results

NHS Kent and Medway Integrated Care Board

Published November 2024

Contents

Executive summary	3
Introduction	4
Methodology	4
Understanding the results	5
Further information	6
Response rate	8
Expected range charts	10
Comparability tables	14
Tumour group tables	18
Age group tables	23
Male/Female/Non-binary/Other tables	27
Ethnicity tables	32
IMD quintile tables	36
Long-term condition status tables	40
Year on year charts	44

Executive summary

Questions above expected range

NHS Kent and Medway Integrated Care Board has no scores above expected range.

Questions below expected range

	Case mix adjusted scores			England score
	2023 score	Lower expected range	Upper expected range	
Q3. Referral for diagnosis was explained in a way the patient could completely understand	60%	63%	70%	67%
Q12. Patient was told they could have a family member, carer or friend with them when told diagnosis	77%	79%	83%	81%
Q13. Patient was definitely told sensitively that they had cancer	72%	72%	77%	74%
Q14. Cancer diagnosis explained in a way the patient could completely understand	75%	75%	78%	77%
Q15. Patient was definitely told about their diagnosis in an appropriate place	83%	84%	87%	86%
Q16. Patient was told they could go back later for more information about their diagnosis	81%	81%	86%	84%
Q18. Patient found it very or quite easy to contact their main contact person	81%	81%	88%	84%
Q19. Patient found advice from main contact person was very or quite helpful	94%	95%	97%	96%
Q22. Family and/or carers were definitely involved as much as the patient wanted them to be in decisions about treatment options	81%	82%	85%	83%
Q23. Patient could get further advice from a different healthcare professional before making decisions about their treatment options	53%	53%	60%	57%
Q26. Care team reviewed the patient's care plan with them to ensure it was up to date	98%	98%	99%	99%
Q27. Staff provided the patient with relevant information on available support	88%	89%	93%	91%
Q31. Patient had confidence and trust in all of the team looking after them during their stay in hospital	74%	75%	80%	77%
Q34. Patient was always able to get help from ward staff when needed	69%	70%	76%	73%
Q35. Patient was always able to discuss worries and fears with hospital staff	60%	62%	68%	65%
Q36. Hospital staff always did everything they could to help the patient control pain	81%	82%	86%	84%
Q37. Patient was always treated with respect and dignity while in hospital	83%	85%	89%	87%
Q38. Patient received easily understandable information about what they should or should not do after leaving hospital	86%	86%	90%	88%
Q39. Patient was always able to discuss worries and fears with hospital staff while being treated as an outpatient or day case	75%	77%	82%	79%
Q41_2. Beforehand patient completely had enough understandable information about chemotherapy	83%	84%	88%	86%
Q46. Patient was given information that they could access about support in dealing with immediate side effects from treatment	83%	84%	90%	87%
Q53. After treatment, the patient definitely could get enough emotional support at home from community or voluntary services	26%	28%	36%	32%
Q57. Administration of care was very good or good	84%	85%	89%	87%

Introduction

The National Cancer Patient Experience Survey 2023 is the thirteenth iteration of the survey first undertaken in 2010. It has been designed to monitor progress on cancer care; to provide information to drive local quality improvements; to assist commissioners and providers of cancer care; and to inform the work of the various charities and stakeholder groups supporting cancer patients.

The survey was undertaken by Picker on behalf of NHS England and it was overseen by a national Cancer Patient Experience Advisory Group. This Advisory Group set the principles and objectives of the survey programme and guided questionnaire development. The survey was commissioned and managed by NHS England. The survey provider, Picker, is responsible for designing, running and analysing the survey.

The 2023 survey involved 132 NHS trusts. Out of 121,121 people, 63,428 people responded to the survey, yielding a response rate of 52%.

Methodology

Eligibility, fieldwork and survey methods

The sample for the survey included all adult (aged 16 and over) NHS patients, with a confirmed primary diagnosis of cancer, discharged from an NHS trust after an inpatient episode or day case attendance for cancer related treatment in the months of April, May and June 2023. The fieldwork for the survey was undertaken between November 2023 and February 2024.

As in the previous eight years, the survey used a mixed mode methodology. Questionnaires were sent by post, with two reminders where necessary, but also included an option to complete the questionnaire online. A Freephone helpline and email was available for respondents to opt out, ask questions about the survey, enable them to complete their questionnaire over the phone and provide access to a translation and interpreting facility for those whose first language was not English.

Note on question comparability

The questionnaire was redeveloped for the 2021 National Cancer Patient Experience Survey. Year on year comparisons between 2021, 2022 and 2023 are included in this report for most questions. A review of the questionnaire in 2023 saw four changes being made:

- The question text for Q23 and Q42 were amended. These questions are no longer deemed comparable to 2021 and 2022.
- The long-term condition question (Q67) was amended to include “Autism or autism spectrum condition” as a response option. And the “Neurological condition” answer option was updated to include an example condition changing it to “Neurological condition, such as epilepsy”. These changes see the answer option “Neurological condition, such as epilepsy” as no longer being deemed comparable to 2021 and 2022.
- The ethnic group question (Q71) was amended to include “Roma” as an answer option. The ethnic group question is still deemed comparable to 2021 and 2022.

How alliance and ICB results are generated

Alliance and ICB results are derived using the post code of each patient, rather than by mapping trust results to ICBs or alliances. This mapping is achieved using lookup files released by the Office for National Statistics.

Alliance and ICB results therefore reflect the experience of people referred from within the geographical footprint.

Case-mix adjustment

Both unadjusted and adjusted scores are presented in this report. Case-mix adjusted scores allow us to account for the impact that differing patient populations might have on results. By using the case-mix adjusted estimates we can obtain a greater understanding of how an ICB is performing given their patient population. The factors taken into account in this case-mix adjustment are Male/Female/Non-binary/Other, age, ethnicity, deprivation, and cancer type.

Unadjusted data should be used to see the actual responses from patients relating to the ICB. Case-mix adjusted data, together with expected ranges, should be used to understand whether the results are significantly higher or lower than national results taking account of the patient mix.

Scoring methodology

Sixty-one questions from the questionnaire are scored as these questions relate directly to patient experience. For all but one question (Q59), the score shows the percentage of respondents who gave the most favourable response to a question. For Q59, respondents rate their overall care on a scale of 0 to 10, of which the average was calculated for this question's score. The percentages in this report have been rounded to the nearest percentage point. Therefore, in some cases the figures do not appear to add up to 100%.

In 2022, following a review of the scoring methodology, a change was made to the scoring of Q12 such that the response option "No, I was told by letter or email" is no longer considered neutral and is now scored as negative.

Statistical significance

In the reporting of 2023 results, appropriate statistical tests have been undertaken to identify unadjusted scores for which the change over time is 'statistically significant'. A statistically significant difference means that the change in the result is very unlikely to have occurred by chance.

Suppression

Data is suppressed for two reasons: to ensure unreliable results based on very small numbers of respondents are not released, and to prevent individuals being identifiable in the data.

In cases where a result is based on fewer than 10 responses, the result has been suppressed. For example, where fewer than 10 people answered a question from a particular ICB, the results are not shown for that question for that ICB.

For ICBs with an eligible population of 1,000 or fewer, data relating to the respondent and their condition has been suppressed where 5 people or fewer were in a particular category. In instances where only one has been suppressed, the next lowest category has been suppressed to prevent back calculation from the total number of responses.

Additional suppression

Additional suppression happens if only **one** ICB has a score suppressed. If this happens, we will suppress another ICB's results (both the ICB level and sub-group results for the question) based on the next lowest number of respondents for the score. We do this so that the national score cannot be used to work out the score for the individual ICB.

The same rule applies to groups in each sub-group breakdown. For example, if only one ICB has the 85+ age group suppressed for Q25 we will need to suppress another ICB's results for the 85+ age group on Q25. This suppression is based on the 85+ age group with the next lowest number of respondents for Q25.

Understanding the results

This report shows how this ICB scored for each question in the survey compared with England results. It is aimed at helping individual ICBs to understand their performance and identify areas for local and regional improvement. Below is a description of the type of results presented within this report and how to understand them.

Expected range charts

The expected range charts in this report show a bar with the lowest and highest score received for each question nationally. Within this bar, an expected range is given (within the grey bar) and a black diamond represents the actual score for this ICB.

ICBs whose score is above the upper limit of the expected range (in the dark blue) are positive outliers, with a score statistically significantly higher than the national mean. This indicates that the ICB performs better than what ICBs of the same size and demographics are expected to perform. The opposite is true if the score is below the lower limit of the expected range (in the light blue); these are negative outliers. For scores within the expected range (in the grey), the score is what we would expect given the ICB's size and demographics.

Comparability tables

The comparability tables show the 2022 and 2023 unadjusted scores for this ICB for each scored question. The Change 2022-2023 and Change overall columns show whether the scores show a statistically significant variation between years. This is shown between 2022-2023 and as an overall between 2021-2023. An upwards arrow indicates a statistically significant increase, a downwards arrow indicates a statistically significant decrease and no arrow indicates no statistically significant change.

The adjusted 2023 score will also be presented for each scored question along with the lower and upper expected range and national score. Scores above the upper limit of the expected range will be highlighted dark blue, scores below the lower limit of the expected range will be highlighted light blue, and scores within the lower and upper limit of the expected ranges will be highlighted grey.

Sub-group breakdowns

Unadjusted scores are shown for tumour group, Male/Female/Non-binary/Other, age, IMD quintile, long-term condition status and ethnicity breakdowns. Unadjusted scores for the same sub-group across different ICBs may not be comparable, as they do not account for the impact that differing patient populations might have on results.

Tumour group tables

The tumour group tables show the unadjusted scores for each scored question for each of the 13 tumour groups. Central nervous system is abbreviated as 'CNS' and lower gastrointestinal tract is abbreviated as 'LGT' throughout this report.

Age group tables

The age group tables show the unadjusted scores for each scored question for each of the eight age groups.

Male/Female/Non-binary/Other tables

These tables show the unadjusted scores for the following groups male; female; non-binary; prefer to self-describe; and prefer not to say.

Ethnicity tables

The ethnicity tables show the unadjusted scores for six ethnicity groups.

Long-term condition status tables

The long-term condition status tables show the unadjusted scores for two groups: those who indicate they have one or more long-term conditions and those who indicate that they have no long-term conditions.

IMD quintile tables

The IMD quintile tables show the unadjusted scores for five quintiles based on relative disadvantage, with quintile 1 being the most deprived and quintile 5 being the least deprived.

Year on year charts

The year on year charts show three columns representing the unadjusted scores of the last three years (2021, 2022 and 2023) for each scored question.

National level and England level data

In some cases (343 respondents in 2023), patients from outside England (from Wales, Scotland, Northern Ireland, the Channel Islands or the Isle of Man) are referred to English NHS trusts for treatment. These patients are described as 'Non-England' in other reports.

Overall response rate at response rate sections shows national level counts and response rate. For ICBs and its comparison at comparability tables section, all data is presented at the England level.

Further information

This research was carried out in accordance with the international standard for organisations conducting market and social research (accreditation to ISO20252:2019; certificate number

Cancer Patient Experience Survey 2023
NHS Kent and Medway Integrated Care Board

GB08/74322). Our statistical practice is regulated by the Office for Statistics Regulation (OSR). OSR sets the standards of trustworthiness, quality, and value in the Code of Practice for Statistics that all producers of official statistics should adhere to. You are welcome to contact us directly with any comments about how we meet these standards. Alternatively, you can contact OSR by emailing regulation@statistics.gov.uk or via the OSR website.

For more information on the methodology, please see the Technical Document. It can be viewed along with the 2023 questionnaire and survey guidance on the website at www.ncpes.co.uk. For all other outputs at ICB level, please see the Excel tables and dashboards at www.ncpes.co.uk.

Response rate

Overall response rate

2,472 patients responded out of a total of 4,786 patients, resulting in a response rate of 52%.

	Sample size	Adjusted sample	Completed	Response rate
Overall response rate	5,090	4,786	2,472	52%
National	129,231	121,121	63,438	52%

Respondents by survey type

	Number of respondents
Paper	1,951
Online	521
Phone	0
Translation service	0
Total	2,472

Respondents by tumour group

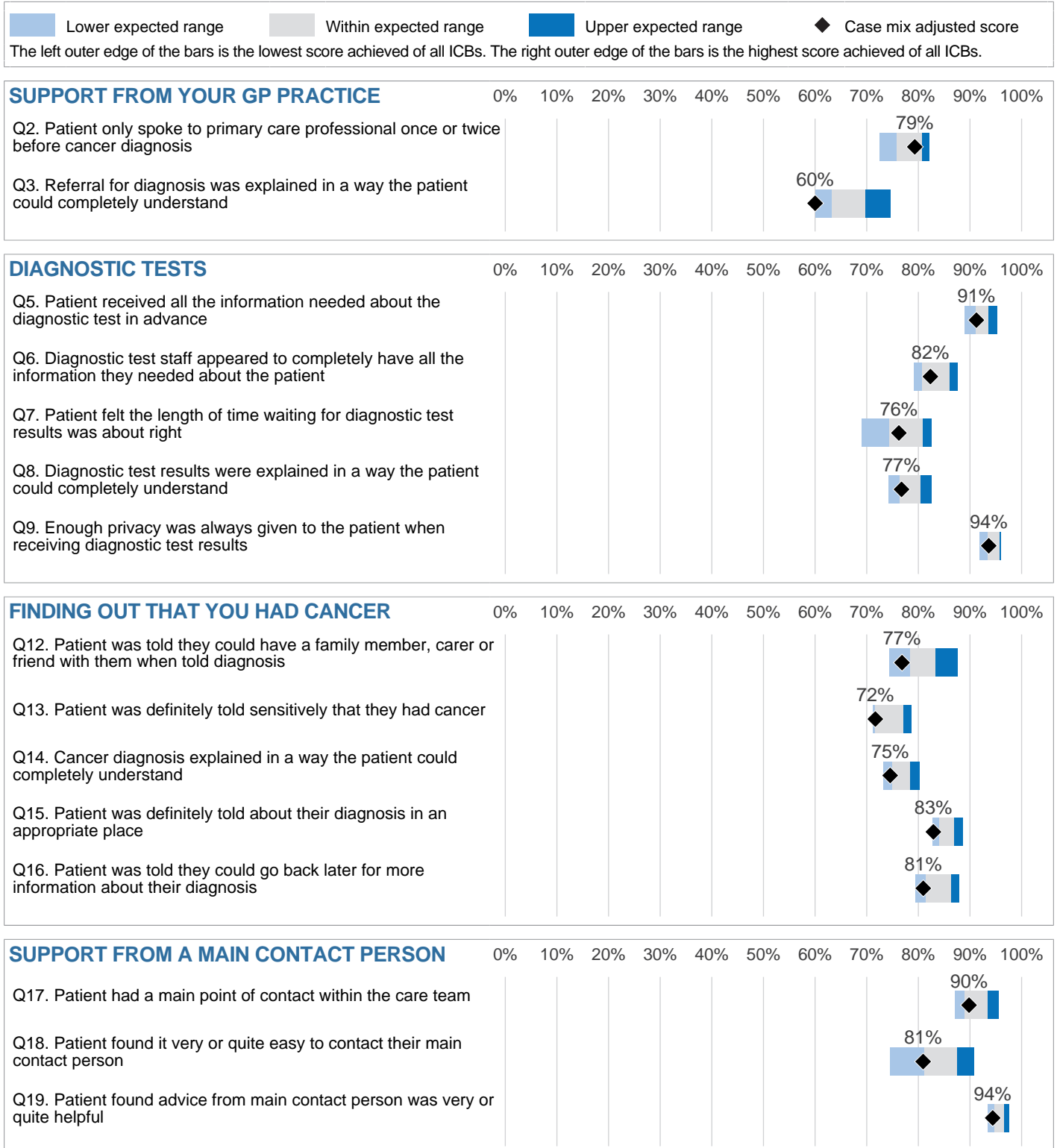
	Number of respondents
Brain / CNS	11
Breast	664
Colorectal / LGT	322
Gynaecological	107
Haematological	287
Head and neck	43
Lung	172
Prostate	292
Sarcoma	21
Skin	85
Upper gastro	105
Urological	213
Other	150
Total	2,472

Respondents by ethnicity

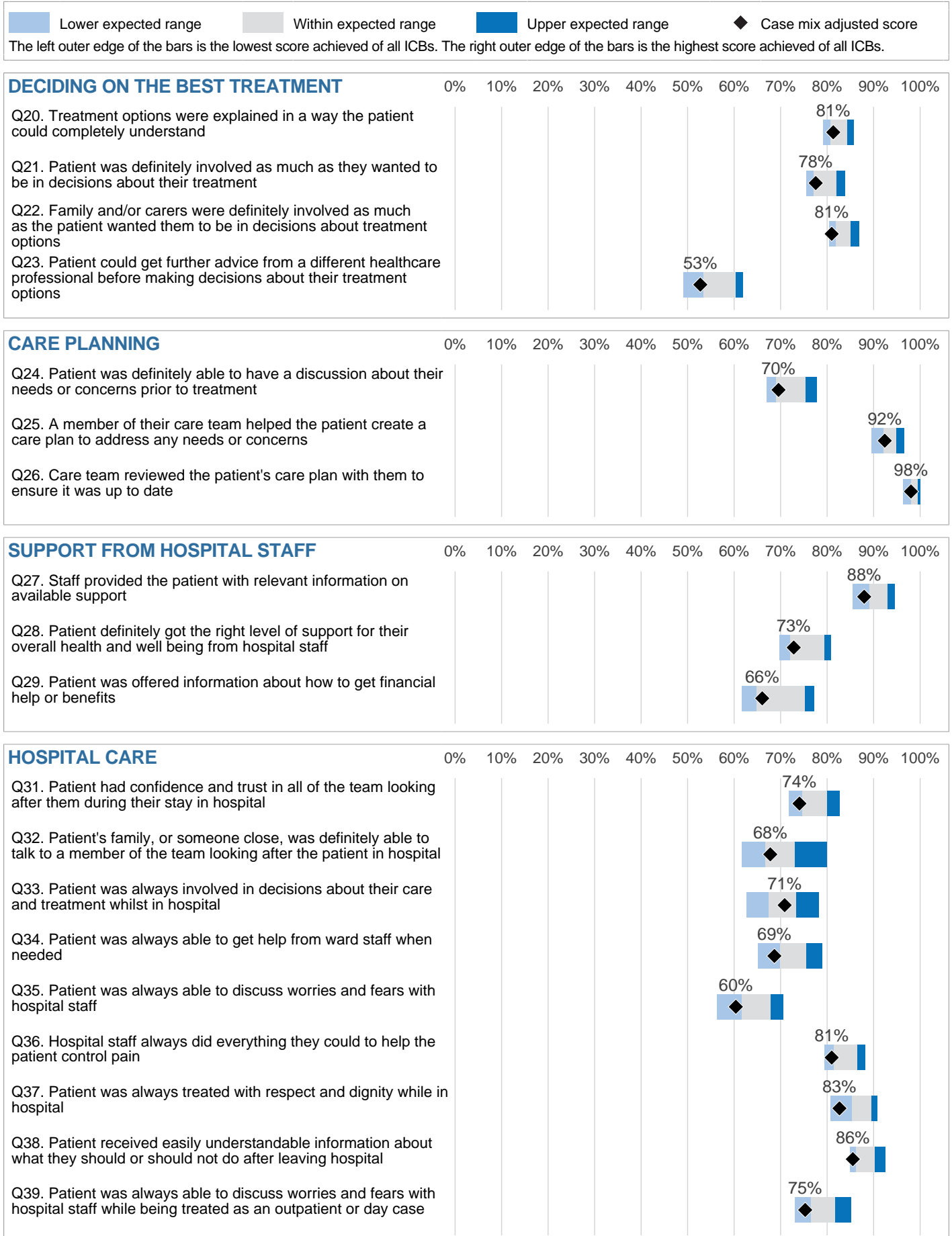
	Number of respondents
White	
English / Welsh / Scottish / Northern Irish / British	2,150
Irish	21
Gypsy or Irish Traveller	*
Roma	*
Any other White background	51
Mixed / Multiple Ethnic Groups	
White and Black Caribbean	*
White and Black African	*
White and Asian	*
Any other Mixed / multiple ethnic background	*
Asian or Asian British	
Indian	16
Pakistani	*
Bangladeshi	*
Chinese	*
Any other Asian background	15
Black / African / Caribbean / Black British	
African	16
Caribbean	9
Any other Black / African / Caribbean background	*
Other Ethnicity	
Arab	*
Any other ethnic group	*
Not given	
Not given	164
Total	2,472

* indicates the count is not shown due to suppression


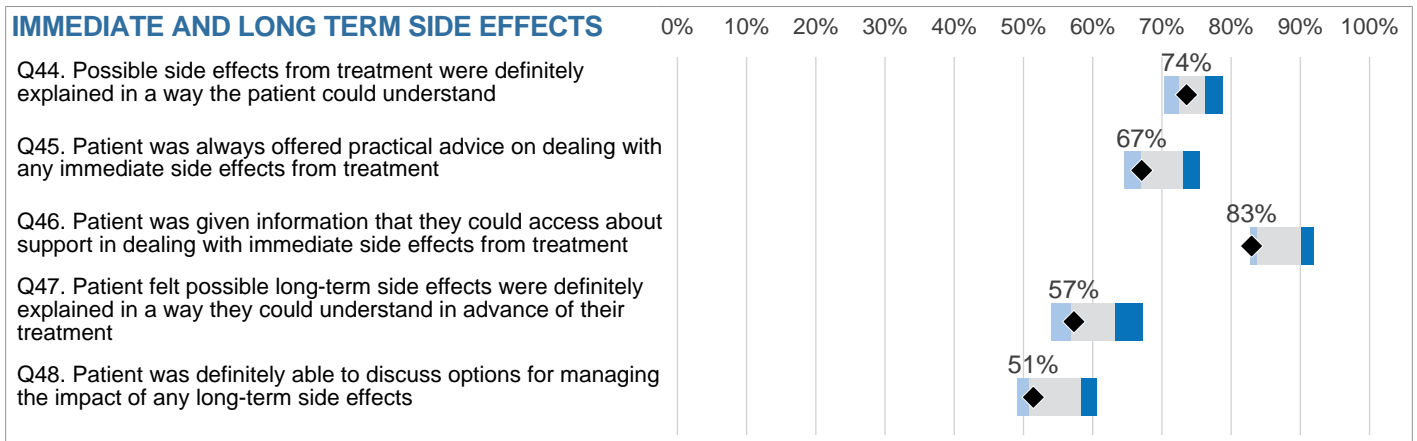
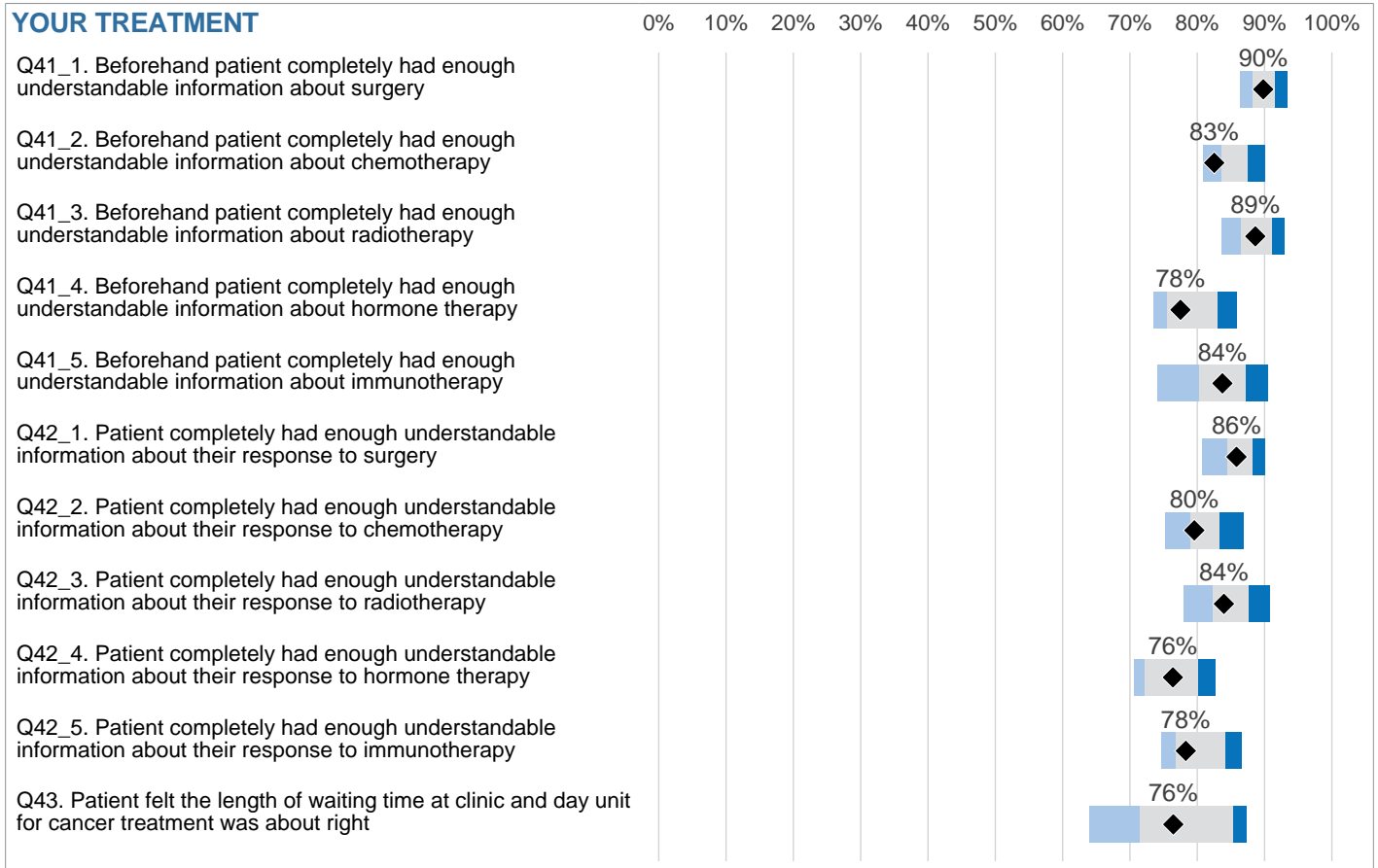
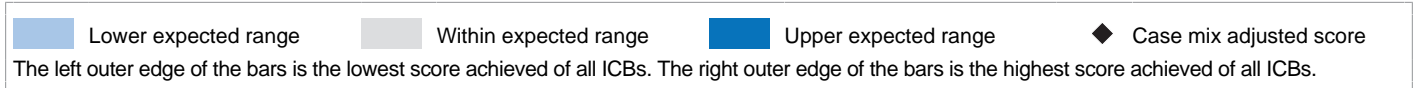
Expected range charts



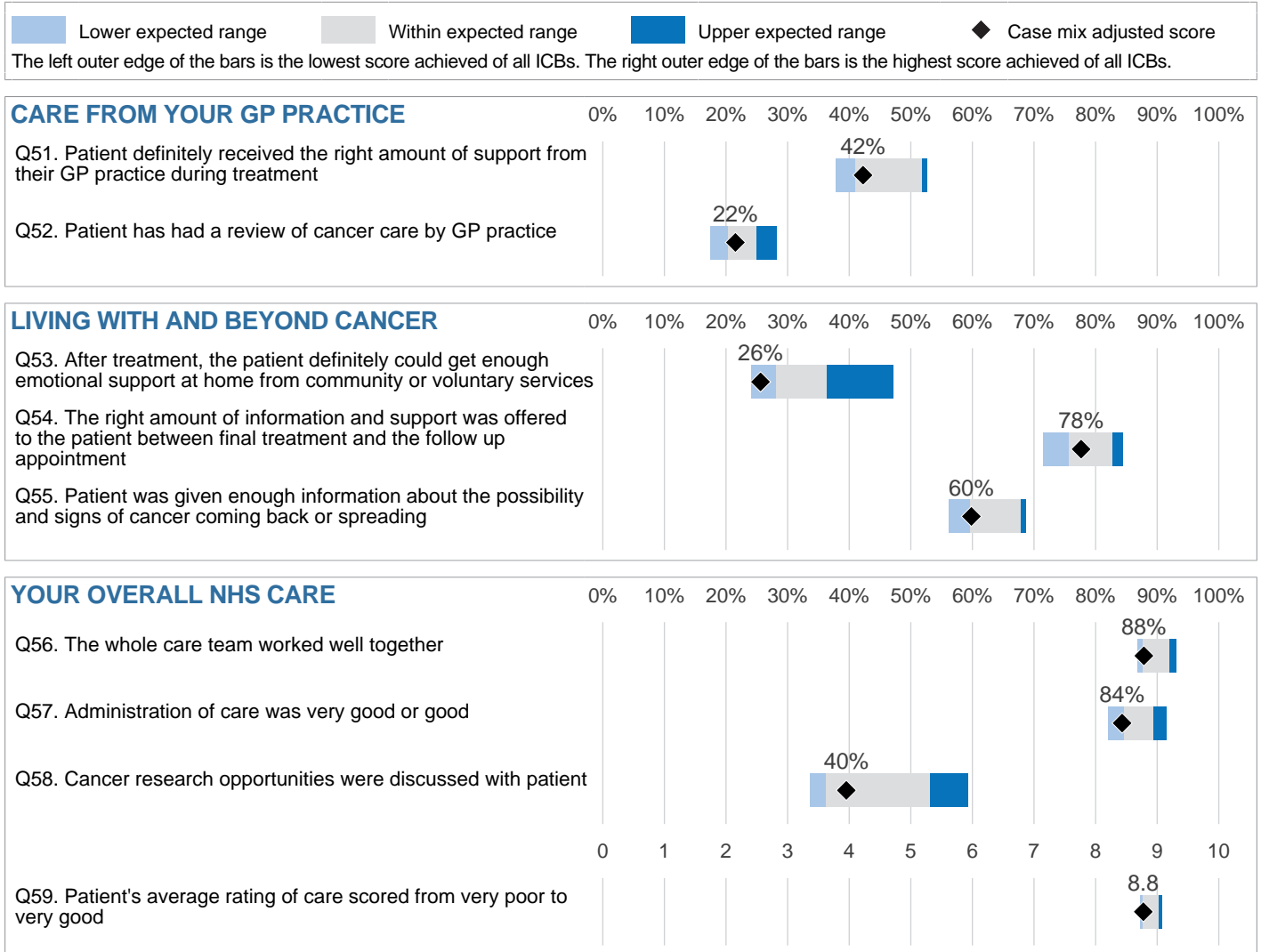
Expected range charts



Expected range charts



Expected range charts



Comparability tables

<p>* Indicates where a score is not available due to suppression or a low base size. ▲ or ▼</p> <p>** No score available for 2022.</p>	<p>Change 2022-2023: Indicates where 2023 score is significantly higher or lower than 2022 score.</p> <p>Change overall: Indicates significant change overall (2021, 2022, and 2023).</p>	<p> Adjusted score below lower expected range</p> <p> Adjusted score between upper and lower expected ranges</p> <p> Adjusted score above upper expected range</p>
--	---	--

SUPPORT FROM YOUR GP PRACTICE	Unadjusted scores						Case mix adjusted scores			England score
	2022 n	2022 score	2023 n	2023 score	Change 2022-2023	Change overall	2023 score	Lower expected range	Upper expected range	
Q2. Patient only spoke to primary care professional once or twice before cancer diagnosis	1086	77%	1108	81%			79%	76%	81%	78%
Q3. Referral for diagnosis was explained in a way the patient could completely understand	1440	60%	1594	61%			60%	63%	70%	67%

DIAGNOSTIC TESTS	Unadjusted scores						Case mix adjusted scores			England score
	2022 n	2022 score	2023 n	2023 score	Change 2022-2023	Change overall	2023 score	Lower expected range	Upper expected range	
Q5. Patient received all the information needed about the diagnostic test in advance	1735	91%	1870	91%			91%	91%	94%	92%
Q6. Diagnostic test staff appeared to completely have all the information they needed about the patient	1821	82%	1964	83%			82%	81%	86%	83%
Q7. Patient felt the length of time waiting for diagnostic test results was about right	1829	78%	1975	76%		▼	76%	74%	81%	78%
Q8. Diagnostic test results were explained in a way the patient could completely understand	1833	79%	1974	77%			77%	76%	80%	78%
Q9. Enough privacy was always given to the patient when receiving diagnostic test results	1825	93%	1976	94%			94%	93%	96%	95%

FINDING OUT THAT YOU HAD CANCER	Unadjusted scores						Case mix adjusted scores			England score
	2022 n	2022 score	2023 n	2023 score	Change 2022-2023	Change overall	2023 score	Lower expected range	Upper expected range	
Q12. Patient was told they could have a family member, carer or friend with them when told diagnosis	2121	69%	2278	77%	▲	▲	77%	79%	83%	81%
Q13. Patient was definitely told sensitively that they had cancer	2251	71%	2431	72%			72%	72%	77%	74%
Q14. Cancer diagnosis explained in a way the patient could completely understand	2259	75%	2437	75%			75%	75%	78%	77%
Q15. Patient was definitely told about their diagnosis in an appropriate place	2254	82%	2424	83%			83%	84%	87%	86%
Q16. Patient was told they could go back later for more information about their diagnosis	1971	81%	2132	81%			81%	81%	86%	84%

SUPPORT FROM A MAIN CONTACT PERSON	Unadjusted scores						Case mix adjusted scores			England score
	2022 n	2022 score	2023 n	2023 score	Change 2022-2023	Change overall	2023 score	Lower expected range	Upper expected range	
Q17. Patient had a main point of contact within the care team	2154	88%	2346	90%			90%	89%	93%	91%
Q18. Patient found it very or quite easy to contact their main contact person	1682	81%	1904	81%			81%	81%	88%	84%
Q19. Patient found advice from main contact person was very or quite helpful	1778	95%	1992	94%			94%	95%	97%	96%

Comparability tables

<p>* Indicates where a score is not available due to suppression or a low base size.</p> <p>** No score available for 2022.</p>	<p>▲ or ▼</p> <p>Change 2022-2023: Indicates where 2023 score is significantly higher or lower than 2022 score.</p> <p>Change overall: Indicates significant change overall (2021, 2022, and 2023).</p>	<p> Adjusted score below lower expected range</p> <p> Adjusted score between upper and lower expected ranges</p> <p> Adjusted score above upper expected range</p>
---	---	--

DECIDING ON THE BEST TREATMENT	Unadjusted scores						Case mix adjusted scores			England score
	2022 n	2022 score	2023 n	2023 score	Change 2022-2023	Change overall	2023 score	Lower expected range	Upper expected range	
Q20. Treatment options were explained in a way the patient could completely understand	2103	81%	2268	82%			81%	81%	84%	82%
Q21. Patient was definitely involved as much as they wanted to be in decisions about their treatment	2230	77%	2401	78%			78%	77%	82%	80%
Q22. Family and/or carers were definitely involved as much as the patient wanted them to be in decisions about treatment options	1850	77%	2083	81%	▲	▲	81%	82%	85%	83%
Q23. Patient could get further advice from a different healthcare professional before making decisions about their treatment options	**	**	1312	53%			53%	53%	60%	57%

CARE PLANNING	Unadjusted scores						Case mix adjusted scores			England score
	2022 n	2022 score	2023 n	2023 score	Change 2022-2023	Change overall	2023 score	Lower expected range	Upper expected range	
Q24. Patient was definitely able to have a discussion about their needs or concerns prior to treatment	2006	68%	2199	70%			70%	69%	75%	72%
Q25. A member of their care team helped the patient create a care plan to address any needs or concerns	1080	92%	1220	92%			92%	92%	95%	94%
Q26. Care team reviewed the patient's care plan with them to ensure it was up to date	829	98%	936	98%			98%	98%	99%	99%

SUPPORT FROM HOSPITAL STAFF	Unadjusted scores						Case mix adjusted scores			England score
	2022 n	2022 score	2023 n	2023 score	Change 2022-2023	Change overall	2023 score	Lower expected range	Upper expected range	
Q27. Staff provided the patient with relevant information on available support	1825	87%	2018	88%			88%	89%	93%	91%
Q28. Patient definitely got the right level of support for their overall health and well being from hospital staff	2237	72%	2428	73%			73%	72%	80%	76%
Q29. Patient was offered information about how to get financial help or benefits	1157	66%	1274	66%			66%	65%	75%	70%

Comparability tables

<p>* Indicates where a score is not available due to suppression or a low base size.</p> <p>** No score available for 2022.</p>	▲ or ▼	<p>Change 2022-2023: Indicates where 2023 score is significantly higher or lower than 2022 score.</p> <p>Change overall: Indicates significant change overall (2021, 2022, and 2023).</p>	<div style="width: 15px; height: 15px; background-color: #ADD8E6; border: 1px solid black; margin-bottom: 5px;"></div> Adjusted score below lower expected range <div style="width: 15px; height: 15px; background-color: #D3D3D3; border: 1px solid black; margin-bottom: 5px;"></div> Adjusted score between upper and lower expected ranges <div style="width: 15px; height: 15px; background-color: #008080; border: 1px solid black;"></div> Adjusted score above upper expected range
---	--------	---	---

HOSPITAL CARE	Unadjusted scores						Case mix adjusted scores			England score
	2022 n	2022 score	2023 n	2023 score	Change 2022-2023	Change overall	2023 score	Lower expected range	Upper expected range	
Q31. Patient had confidence and trust in all of the team looking after them during their stay in hospital	960	74%	970	74%			74%	75%	80%	77%
Q32. Patient's family, or someone close, was definitely able to talk to a member of the team looking after the patient in hospital	763	63%	806	68%		▲	68%	67%	73%	70%
Q33. Patient was always involved in decisions about their care and treatment whilst in hospital	942	65%	955	71%			71%	68%	73%	70%
Q34. Patient was always able to get help from ward staff when needed	945	69%	951	69%		▼	69%	70%	76%	73%
Q35. Patient was always able to discuss worries and fears with hospital staff	922	61%	940	60%			60%	62%	68%	65%
Q36. Hospital staff always did everything they could to help the patient control pain	831	81%	851	81%		▼	81%	82%	86%	84%
Q37. Patient was always treated with respect and dignity while in hospital	958	84%	972	83%			83%	85%	89%	87%
Q38. Patient received easily understandable information about what they should or should not do after leaving hospital	932	86%	953	86%			86%	86%	90%	88%
Q39. Patient was always able to discuss worries and fears with hospital staff while being treated as an outpatient or day case	1955	75%	2086	75%			75%	77%	82%	79%

YOUR TREATMENT	Unadjusted scores						Case mix adjusted scores			England score
	2022 n	2022 score	2023 n	2023 score	Change 2022-2023	Change overall	2023 score	Lower expected range	Upper expected range	
Q41_1. Beforehand patient completely had enough understandable information about surgery	1229	88%	1272	90%			90%	88%	92%	90%
Q41_2. Beforehand patient completely had enough understandable information about chemotherapy	1150	82%	1221	82%			83%	84%	88%	86%
Q41_3. Beforehand patient completely had enough understandable information about radiotherapy	653	88%	679	89%			89%	86%	91%	89%
Q41_4. Beforehand patient completely had enough understandable information about hormone therapy	395	77%	450	77%			78%	76%	83%	79%
Q41_5. Beforehand patient completely had enough understandable information about immunotherapy	355	81%	434	84%			84%	80%	87%	84%
Q42_1. Patient completely had enough understandable information about their response to surgery	**	**	1262	86%			86%	85%	88%	86%
Q42_2. Patient completely had enough understandable information about their response to chemotherapy	**	**	1206	79%			80%	79%	83%	81%
Q42_3. Patient completely had enough understandable information about their response to radiotherapy	**	**	670	84%			84%	82%	88%	85%
Q42_4. Patient completely had enough understandable information about their response to hormone therapy	**	**	441	76%			76%	72%	80%	76%
Q42_5. Patient completely had enough understandable information about their response to immunotherapy	**	**	433	79%			78%	77%	84%	81%
Q43. Patient felt the length of waiting time at clinic and day unit for cancer treatment was about right	2204	77%	2340	77%			76%	72%	85%	78%

Comparability tables

<p>* Indicates where a score is not available due to suppression or a low base size. ▲ or ▼ Change 2022-2023: Indicates where 2023 score is significantly higher or lower than 2022 score. ** No score available for 2022. Change overall: Indicates significant change overall (2021, 2022, and 2023).</p> <div style="display: flex; justify-content: space-between; align-items: center;"> <div style="width: 20px; height: 10px; background-color: #add8e6; border: 1px solid black;"></div> Adjusted score below lower expected range <div style="width: 20px; height: 10px; background-color: #d3d3d3; border: 1px solid black;"></div> Adjusted score between upper and lower expected ranges <div style="width: 20px; height: 10px; background-color: #00008b; border: 1px solid black;"></div> Adjusted score above upper expected range </div>										
IMMEDIATE AND LONG TERM SIDE EFFECTS	Unadjusted scores						Case mix adjusted scores			England score
	2022 n	2022 score	2023 n	2023 score	Change 2022-2023	Change overall	2023 score	Lower expected range	Upper expected range	
Q44. Possible side effects from treatment were definitely explained in a way the patient could understand	2153	73%	2298	74%			74%	73%	76%	74%
Q45. Patient was always offered practical advice on dealing with any immediate side effects from treatment	2052	66%	2181	67%			67%	67%	73%	70%
Q46. Patient was given information that they could access about support in dealing with immediate side effects from treatment	1634	82%	1727	83%			83%	84%	90%	87%
Q47. Patient felt possible long-term side effects were definitely explained in a way they could understand in advance of their treatment	2027	58%	2182	58%			57%	57%	63%	60%
Q48. Patient was definitely able to discuss options for managing the impact of any long-term side effects	1716	50%	1912	52%			51%	51%	58%	55%
SUPPORT WHILE AT HOME	Unadjusted scores						Case mix adjusted scores			England score
	2022 n	2022 score	2023 n	2023 score	Change 2022-2023	Change overall	2023 score	Lower expected range	Upper expected range	
Q49. Care team gave family, or someone close, all the information needed to help care for the patient at home	1496	52%	1621	58%	▲	▲	58%	57%	66%	62%
Q50. During treatment, the patient definitely got enough care and support at home from community or voluntary services	815	43%	924	49%	▲		49%	47%	58%	52%
CARE FROM YOUR GP PRACTICE	Unadjusted scores						Case mix adjusted scores			England score
	2022 n	2022 score	2023 n	2023 score	Change 2022-2023	Change overall	2023 score	Lower expected range	Upper expected range	
Q51. Patient definitely received the right amount of support from their GP practice during treatment	1243	39%	1407	43%			42%	41%	52%	46%
Q52. Patient has had a review of cancer care by GP practice	2175	20%	2330	22%		▲	22%	20%	25%	23%
LIVING WITH AND BEYOND CANCER	Unadjusted scores						Case mix adjusted scores			England score
	2022 n	2022 score	2023 n	2023 score	Change 2022-2023	Change overall	2023 score	Lower expected range	Upper expected range	
Q53. After treatment, the patient definitely could get enough emotional support at home from community or voluntary services	485	29%	511	25%			26%	28%	36%	32%
Q54. The right amount of information and support was offered to the patient between final treatment and the follow up appointment	1016	74%	1001	77%			78%	76%	83%	79%
Q55. Patient was given enough information about the possibility and signs of cancer coming back or spreading	1755	59%	1898	59%			60%	60%	68%	64%
YOUR OVERALL NHS CARE	Unadjusted scores						Case mix adjusted scores			England score
	2022 n	2022 score	2023 n	2023 score	Change 2022-2023	Change overall	2023 score	Lower expected range	Upper expected range	
Q56. The whole care team worked well together	2140	87%	2305	88%			88%	88%	92%	90%
Q57. Administration of care was very good or good	2237	83%	2405	84%			84%	85%	89%	87%
Q58. Cancer research opportunities were discussed with patient	1328	38%	1448	39%			40%	36%	53%	45%
Q59. Patient's average rating of care scored from very poor to very good	2180	8.8	2358	8.8			8.8	8.8	9.0	8.9

Tumour group tables

* Indicates where a score is not available due to suppression or a low base size.

	Tumour group													
	Brain / CNS	Breast	Colorectal / LGT	Gynaecological	Haematological	Head and neck	Lung	Prostate	Sarcoma	Skin	Upper gastro	Urological	Other	All cancers
Q2. Patient only spoke to primary care professional once or twice before cancer diagnosis	*	95%	72%	81%	57%	87%	77%	83%	*	86%	74%	85%	73%	81%
Q3. Referral for diagnosis was explained in a way the patient could completely understand	*	74%	68%	58%	49%	50%	44%	64%	33%	63%	49%	57%	51%	61%

	Tumour group													
	Brain / CNS	Breast	Colorectal / LGT	Gynaecological	Haematological	Head and neck	Lung	Prostate	Sarcoma	Skin	Upper gastro	Urological	Other	All cancers
Q5. Patient received all the information needed about the diagnostic test in advance	*	91%	91%	89%	91%	92%	94%	90%	89%	89%	94%	89%	96%	91%
Q6. Diagnostic test staff appeared to completely have all the information they needed about the patient	*	85%	79%	82%	80%	93%	82%	89%	79%	79%	75%	80%	83%	83%
Q7. Patient felt the length of time waiting for diagnostic test results was about right	*	75%	77%	78%	83%	82%	74%	78%	72%	66%	69%	78%	76%	76%
Q8. Diagnostic test results were explained in a way the patient could completely understand	*	80%	82%	75%	66%	78%	81%	77%	74%	77%	72%	78%	72%	77%
Q9. Enough privacy was always given to the patient when receiving diagnostic test results	*	96%	95%	95%	88%	93%	95%	95%	95%	94%	92%	92%	93%	94%

	Tumour group													
	Brain / CNS	Breast	Colorectal / LGT	Gynaecological	Haematological	Head and neck	Lung	Prostate	Sarcoma	Skin	Upper gastro	Urological	Other	All cancers
Q12. Patient was told they could have a family member, carer or friend with them when told diagnosis	82%	82%	84%	72%	70%	80%	77%	75%	80%	69%	80%	73%	74%	77%
Q13. Patient was definitely told sensitively that they had cancer	73%	76%	71%	75%	69%	76%	76%	68%	76%	70%	74%	68%	68%	72%
Q14. Cancer diagnosis explained in a way the patient could completely understand	64%	79%	77%	76%	65%	83%	77%	79%	62%	84%	72%	71%	67%	75%
Q15. Patient was definitely told about their diagnosis in an appropriate place	82%	89%	83%	83%	77%	93%	80%	81%	90%	86%	82%	79%	83%	83%
Q16. Patient was told they could go back later for more information about their diagnosis	*	88%	78%	77%	76%	86%	76%	83%	94%	82%	78%	76%	80%	81%

Tumour group tables

* Indicates where a score is not available due to suppression or a low base size.

	Tumour group													
	Brain / CNS	Breast	Colorectal / LGT	Gynaecological	Haematological	Head and neck	Lung	Prostate	Sarcoma	Skin	Upper gastro	Urological	Other	All cancers
Q17. Patient had a main point of contact within the care team	100%	91%	89%	88%	88%	98%	91%	88%	90%	89%	93%	89%	88%	90%
Q18. Patient found it very or quite easy to contact their main contact person	80%	81%	83%	87%	84%	89%	84%	76%	74%	80%	78%	74%	79%	81%
Q19. Patient found advice from main contact person was very or quite helpful	100%	94%	95%	95%	96%	95%	97%	93%	100%	95%	90%	92%	96%	94%

	Tumour group													
	Brain / CNS	Breast	Colorectal / LGT	Gynaecological	Haematological	Head and neck	Lung	Prostate	Sarcoma	Skin	Upper gastro	Urological	Other	All cancers
Q20. Treatment options were explained in a way the patient could completely understand	*	82%	81%	89%	79%	90%	83%	82%	89%	81%	86%	79%	74%	82%
Q21. Patient was definitely involved as much as they wanted to be in decisions about their treatment	82%	77%	76%	84%	72%	93%	84%	83%	76%	78%	83%	74%	72%	78%
Q22. Family and/or carers were definitely involved as much as the patient wanted them to be in decisions about treatment options	100%	79%	83%	82%	81%	97%	84%	84%	80%	75%	87%	77%	80%	81%
Q23. Patient could get further advice from a different healthcare professional before making decisions about their treatment options	50%	49%	43%	73%	53%	80%	58%	62%	55%	43%	53%	52%	50%	53%

	Tumour group													
	Brain / CNS	Breast	Colorectal / LGT	Gynaecological	Haematological	Head and neck	Lung	Prostate	Sarcoma	Skin	Upper gastro	Urological	Other	All cancers
Q24. Patient was definitely able to have a discussion about their needs or concerns prior to treatment	64%	71%	67%	73%	67%	87%	71%	75%	75%	77%	69%	59%	70%	70%
Q25. A member of their care team helped the patient create a care plan to address any needs or concerns	*	91%	92%	94%	93%	93%	94%	96%	91%	97%	96%	87%	88%	92%
Q26. Care team reviewed the patient's care plan with them to ensure it was up to date	*	96%	98%	100%	99%	100%	98%	98%	*	100%	96%	100%	98%	98%

	Tumour group													
	Brain / CNS	Breast	Colorectal / LGT	Gynaecological	Haematological	Head and neck	Lung	Prostate	Sarcoma	Skin	Upper gastro	Urological	Other	All cancers
Q27. Staff provided the patient with relevant information on available support	82%	89%	86%	83%	88%	87%	91%	93%	88%	90%	89%	84%	85%	88%
Q28. Patient definitely got the right level of support for their overall health and well being from hospital staff	82%	69%	70%	76%	74%	79%	78%	76%	76%	77%	79%	71%	74%	73%
Q29. Patient was offered information about how to get financial help or benefits	*	65%	62%	78%	68%	79%	81%	63%	62%	67%	75%	53%	54%	66%

Tumour group tables

* Indicates where a score is not available due to suppression or a low base size.

	Tumour group													
	Brain/ CNS	Breast	Colorectal/ LGT	Gynaecological	Haematological	Head and neck	Lung	Prostate	Sarcoma	Skin	Upper gastro	Urological	Other	All cancers
Q31. Patient had confidence and trust in all of the team looking after them during their stay in hospital	*	66%	70%	77%	79%	86%	76%	82%	89%	75%	65%	76%	80%	74%
Q32. Patient's family, or someone close, was definitely able to talk to a member of the team looking after the patient in hospital	*	63%	68%	73%	72%	69%	73%	67%	73%	55%	65%	64%	75%	68%
Q33. Patient was always involved in decisions about their care and treatment whilst in hospital	*	69%	66%	75%	72%	89%	63%	79%	89%	67%	67%	69%	71%	71%
Q34. Patient was always able to get help from ward staff when needed	*	63%	66%	68%	78%	78%	72%	73%	72%	73%	60%	68%	73%	69%
Q35. Patient was always able to discuss worries and fears with hospital staff	*	47%	61%	57%	71%	74%	64%	69%	71%	58%	58%	53%	72%	60%
Q36. Hospital staff always did everything they could to help the patient control pain	*	83%	76%	80%	82%	92%	83%	87%	94%	*	68%	82%	77%	81%
Q37. Patient was always treated with respect and dignity while in hospital	*	78%	81%	79%	85%	93%	86%	89%	72%	83%	78%	89%	80%	83%
Q38. Patient received easily understandable information about what they should or should not do after leaving hospital	*	86%	88%	89%	80%	89%	84%	88%	94%	83%	87%	85%	84%	86%
Q39. Patient was always able to discuss worries and fears with hospital staff while being treated as an outpatient or day case	*	70%	76%	70%	79%	84%	77%	81%	88%	80%	80%	76%	73%	75%

	Tumour group													
	Brain/ CNS	Breast	Colorectal/ LGT	Gynaecological	Haematological	Head and neck	Lung	Prostate	Sarcoma	Skin	Upper gastro	Urological	Other	All cancers
Q41_1. Beforehand patient completely had enough understandable information about surgery	*	90%	90%	93%	85%	97%	90%	92%	82%	88%	88%	89%	89%	90%
Q41_2. Beforehand patient completely had enough understandable information about chemotherapy	*	79%	84%	84%	80%	89%	91%	90%	91%	*	86%	84%	75%	82%
Q41_3. Beforehand patient completely had enough understandable information about radiotherapy	*	89%	89%	82%	91%	89%	91%	90%	*	*	95%	81%	78%	89%
Q41_4. Beforehand patient completely had enough understandable information about hormone therapy	*	75%	*	*	*	*	*	81%	*	*	*	*	74%	77%
Q41_5. Beforehand patient completely had enough understandable information about immunotherapy	*	72%	86%	92%	87%	*	88%	*	*	83%	87%	88%	87%	84%
Q42_1. Patient completely had enough understandable information about their response to surgery	*	85%	81%	88%	85%	100%	88%	90%	94%	86%	88%	84%	88%	86%
Q42_2. Patient completely had enough understandable information about their response to chemotherapy	80%	75%	83%	85%	75%	95%	81%	76%	82%	*	88%	81%	79%	79%
Q42_3. Patient completely had enough understandable information about their response to radiotherapy	*	84%	88%	73%	100%	93%	83%	87%	*	*	89%	74%	75%	84%
Q42_4. Patient completely had enough understandable information about their response to hormone therapy	*	74%	*	*	*	*	*	79%	*	*	*	*	79%	76%
Q42_5. Patient completely had enough understandable information about their response to immunotherapy	*	63%	83%	100%	78%	*	83%	*	*	80%	87%	81%	86%	79%
Q43. Patient felt the length of waiting time at clinic and day unit for cancer treatment was about right	100%	73%	80%	76%	74%	90%	75%	85%	70%	73%	81%	77%	75%	77%

Tumour group tables

* Indicates where a score is not available due to suppression or a low base size.

	Tumour group													
	Brain / CNS	Breast	Colorectal / LGT	Gynaecological	Haematological	Head and neck	Lung	Prostate	Sarcoma	Skin	Upper gastro	Urological	Other	All cancers
Q44. Possible side effects from treatment were definitely explained in a way the patient could understand	82%	70%	78%	78%	67%	76%	81%	78%	85%	74%	79%	71%	71%	74%
Q45. Patient was always offered practical advice on dealing with any immediate side effects from treatment	40%	62%	68%	72%	62%	82%	73%	71%	75%	70%	75%	67%	69%	67%
Q46. Patient was given information that they could access about support in dealing with immediate side effects from treatment	70%	83%	81%	86%	82%	91%	85%	83%	76%	91%	88%	79%	83%	83%
Q47. Patient felt possible long-term side effects were definitely explained in a way they could understand in advance of their treatment	64%	52%	60%	63%	54%	59%	57%	71%	61%	65%	60%	58%	48%	58%
Q48. Patient was definitely able to discuss options for managing the impact of any long-term side effects	*	47%	55%	54%	50%	51%	55%	62%	53%	52%	55%	50%	44%	52%

	Tumour group													
	Brain / CNS	Breast	Colorectal / LGT	Gynaecological	Haematological	Head and neck	Lung	Prostate	Sarcoma	Skin	Upper gastro	Urological	Other	All cancers
Q49. Care team gave family, or someone close, all the information needed to help care for the patient at home	80%	49%	61%	60%	62%	77%	62%	61%	67%	53%	58%	60%	56%	58%
Q50. During treatment, the patient definitely got enough care and support at home from community or voluntary services	*	40%	56%	62%	43%	65%	59%	51%	*	56%	44%	53%	52%	49%

	Tumour group													
	Brain / CNS	Breast	Colorectal / LGT	Gynaecological	Haematological	Head and neck	Lung	Prostate	Sarcoma	Skin	Upper gastro	Urological	Other	All cancers
Q51. Patient definitely received the right amount of support from their GP practice during treatment	*	44%	41%	50%	38%	47%	42%	50%	25%	47%	35%	38%	36%	43%
Q52. Patient has had a review of cancer care by GP practice	20%	23%	23%	29%	20%	18%	22%	22%	15%	25%	21%	19%	15%	22%

Tumour group tables

* Indicates where a score is not available due to suppression or a low base size.

	Tumour group													
	Brain / CNS	Breast	Colorectal / LGT	Gynaecological	Haematological	Head and neck	Lung	Prostate	Sarcoma	Skin	Upper gastro	Urological	Other	All cancers
Q53. After treatment, the patient definitely could get enough emotional support at home from community or voluntary services	*	18%	43%	42%	23%	11%	26%	26%	*	*	24%	28%	25%	25%
Q54. The right amount of information and support was offered to the patient between final treatment and the follow up appointment	*	72%	78%	83%	79%	81%	76%	88%	*	83%	70%	81%	67%	77%
Q55. Patient was given enough information about the possibility and signs of cancer coming back or spreading	*	54%	56%	64%	67%	66%	53%	65%	67%	77%	68%	58%	59%	59%

	Tumour group													
	Brain / CNS	Breast	Colorectal / LGT	Gynaecological	Haematological	Head and neck	Lung	Prostate	Sarcoma	Skin	Upper gastro	Urological	Other	All cancers
Q56. The whole care team worked well together	*	88%	84%	90%	86%	93%	91%	90%	81%	89%	91%	88%	87%	88%
Q57. Administration of care was very good or good	73%	85%	78%	87%	84%	88%	92%	84%	86%	85%	83%	88%	82%	84%
Q58. Cancer research opportunities were discussed with patient	*	35%	25%	52%	56%	29%	37%	43%	47%	43%	49%	32%	32%	39%
Q59. Patient's average rating of care scored from very poor to very good	8.5	8.8	8.6	8.9	8.7	9.0	9.1	8.9	9.0	8.9	8.6	8.8	8.5	8.8

Age group tables

* Indicates where a score is not available due to suppression or a low base size.

SUPPORT FROM YOUR GP PRACTICE	Age								
	16 - 24	25 - 34	35 - 44	45 - 54	55 - 64	65 - 74	75 - 84	85+	All
Q2. Patient only spoke to primary care professional once or twice before cancer diagnosis	*	*	77%	88%	77%	76%	89%	78%	81%
Q3. Referral for diagnosis was explained in a way the patient could completely understand	*	*	67%	73%	64%	60%	58%	53%	61%

DIAGNOSTIC TESTS	Age								
	16 - 24	25 - 34	35 - 44	45 - 54	55 - 64	65 - 74	75 - 84	85+	All
Q5. Patient received all the information needed about the diagnostic test in advance	*	*	88%	90%	90%	91%	93%	91%	91%
Q6. Diagnostic test staff appeared to completely have all the information they needed about the patient	*	*	76%	79%	85%	82%	83%	82%	83%
Q7. Patient felt the length of time waiting for diagnostic test results was about right	*	*	45%	69%	74%	77%	82%	81%	76%
Q8. Diagnostic test results were explained in a way the patient could completely understand	*	*	63%	69%	78%	78%	80%	78%	77%
Q9. Enough privacy was always given to the patient when receiving diagnostic test results	*	*	91%	92%	94%	94%	95%	95%	94%

FINDING OUT THAT YOU HAD CANCER	Age								
	16 - 24	25 - 34	35 - 44	45 - 54	55 - 64	65 - 74	75 - 84	85+	All
Q12. Patient was told they could have a family member, carer or friend with them when told diagnosis	80%	83%	76%	80%	70%	78%	79%	85%	77%
Q13. Patient was definitely told sensitively that they had cancer	80%	67%	60%	67%	70%	72%	75%	75%	72%
Q14. Cancer diagnosis explained in a way the patient could completely understand	80%	67%	64%	69%	76%	77%	75%	74%	75%
Q15. Patient was definitely told about their diagnosis in an appropriate place	73%	100%	81%	76%	82%	83%	86%	89%	83%
Q16. Patient was told they could go back later for more information about their diagnosis	*	80%	89%	87%	86%	83%	75%	72%	81%

SUPPORT FROM A MAIN CONTACT PERSON	Age								
	16 - 24	25 - 34	35 - 44	45 - 54	55 - 64	65 - 74	75 - 84	85+	All
Q17. Patient had a main point of contact within the care team	100%	92%	89%	92%	91%	89%	90%	88%	90%
Q18. Patient found it very or quite easy to contact their main contact person	80%	50%	74%	75%	81%	81%	83%	82%	81%
Q19. Patient found advice from main contact person was very or quite helpful	90%	82%	96%	91%	93%	95%	95%	96%	94%

DECIDING ON THE BEST TREATMENT	Age								
	16 - 24	25 - 34	35 - 44	45 - 54	55 - 64	65 - 74	75 - 84	85+	All
Q20. Treatment options were explained in a way the patient could completely understand	*	83%	74%	77%	82%	82%	82%	82%	82%
Q21. Patient was definitely involved as much as they wanted to be in decisions about their treatment	55%	83%	63%	72%	77%	79%	80%	81%	78%
Q22. Family and/or carers were definitely involved as much as the patient wanted them to be in decisions about treatment options	100%	90%	80%	78%	82%	81%	82%	80%	81%
Q23. Patient could get further advice from a different healthcare professional before making decisions about their treatment options	*	*	47%	46%	51%	58%	54%	34%	53%

Age group tables

* Indicates where a score is not available due to suppression or a low base size.

CARE PLANNING	Age								
	16 - 24	25 - 34	35 - 44	45 - 54	55 - 64	65 - 74	75 - 84	85+	All
Q24. Patient was definitely able to have a discussion about their needs or concerns prior to treatment	82%	60%	64%	70%	71%	71%	68%	69%	70%
Q25. A member of their care team helped the patient create a care plan to address any needs or concerns	*	*	91%	84%	92%	94%	93%	95%	92%
Q26. Care team reviewed the patient's care plan with them to ensure it was up to date	*	*	85%	98%	98%	99%	98%	100%	98%

SUPPORT FROM HOSPITAL STAFF	Age								
	16 - 24	25 - 34	35 - 44	45 - 54	55 - 64	65 - 74	75 - 84	85+	All
Q27. Staff provided the patient with relevant information on available support	*	75%	85%	87%	88%	89%	88%	90%	88%
Q28. Patient definitely got the right level of support for their overall health and well being from hospital staff	82%	67%	56%	63%	70%	74%	77%	76%	73%
Q29. Patient was offered information about how to get financial help or benefits	*	90%	66%	68%	68%	67%	60%	62%	66%

HOSPITAL CARE	Age								
	16 - 24	25 - 34	35 - 44	45 - 54	55 - 64	65 - 74	75 - 84	85+	All
Q31. Patient had confidence and trust in all of the team looking after them during their stay in hospital	*	*	54%	62%	71%	75%	82%	92%	74%
Q32. Patient's family, or someone close, was definitely able to talk to a member of the team looking after the patient in hospital	*	*	47%	53%	67%	70%	69%	88%	68%
Q33. Patient was always involved in decisions about their care and treatment whilst in hospital	*	*	50%	71%	71%	72%	69%	84%	71%
Q34. Patient was always able to get help from ward staff when needed	*	*	38%	63%	67%	71%	71%	86%	69%
Q35. Patient was always able to discuss worries and fears with hospital staff	*	*	44%	46%	60%	65%	61%	65%	60%
Q36. Hospital staff always did everything they could to help the patient control pain	*	*	50%	72%	78%	84%	87%	97%	81%
Q37. Patient was always treated with respect and dignity while in hospital	*	*	62%	82%	80%	83%	86%	95%	83%
Q38. Patient received easily understandable information about what they should or should not do after leaving hospital	*	*	77%	79%	87%	89%	85%	83%	86%
Q39. Patient was always able to discuss worries and fears with hospital staff while being treated as an outpatient or day case	82%	55%	60%	66%	74%	77%	79%	76%	75%

Age group tables

* Indicates where a score is not available due to suppression or a low base size.

YOUR TREATMENT	Age								
	16 - 24	25 - 34	35 - 44	45 - 54	55 - 64	65 - 74	75 - 84	85+	All
Q41_1. Beforehand patient completely had enough understandable information about surgery	*	*	86%	83%	92%	91%	90%	95%	90%
Q41_2. Beforehand patient completely had enough understandable information about chemotherapy	80%	*	67%	81%	82%	85%	81%	90%	82%
Q41_3. Beforehand patient completely had enough understandable information about radiotherapy	*	*	82%	88%	87%	91%	88%	85%	89%
Q41_4. Beforehand patient completely had enough understandable information about hormone therapy	*	*	53%	72%	75%	81%	81%	82%	77%
Q41_5. Beforehand patient completely had enough understandable information about immunotherapy	*	*	53%	83%	89%	86%	81%	85%	84%
Q42_1. Patient completely had enough understandable information about their response to surgery	*	*	72%	75%	88%	88%	87%	87%	86%
Q42_2. Patient completely had enough understandable information about their response to chemotherapy	60%	*	66%	73%	81%	82%	79%	79%	79%
Q42_3. Patient completely had enough understandable information about their response to radiotherapy	*	*	61%	84%	85%	86%	84%	75%	84%
Q42_4. Patient completely had enough understandable information about their response to hormone therapy	*	*	44%	77%	76%	78%	78%	77%	76%
Q42_5. Patient completely had enough understandable information about their response to immunotherapy	*	*	43%	79%	78%	83%	76%	82%	79%
Q43. Patient felt the length of waiting time at clinic and day unit for cancer treatment was about right	73%	64%	65%	67%	77%	78%	77%	87%	77%

IMMEDIATE AND LONG TERM SIDE EFFECTS	Age								
	16 - 24	25 - 34	35 - 44	45 - 54	55 - 64	65 - 74	75 - 84	85+	All
Q44. Possible side effects from treatment were definitely explained in a way the patient could understand	82%	75%	72%	78%	75%	75%	70%	73%	74%
Q45. Patient was always offered practical advice on dealing with any immediate side effects from treatment	82%	73%	61%	67%	68%	68%	66%	69%	67%
Q46. Patient was given information that they could access about support in dealing with immediate side effects from treatment	*	100%	80%	81%	81%	85%	81%	87%	83%
Q47. Patient felt possible long-term side effects were definitely explained in a way they could understand in advance of their treatment	73%	83%	35%	53%	58%	60%	56%	62%	58%
Q48. Patient was definitely able to discuss options for managing the impact of any long-term side effects	70%	50%	32%	46%	48%	56%	51%	62%	52%

SUPPORT WHILE AT HOME	Age								
	16 - 24	25 - 34	35 - 44	45 - 54	55 - 64	65 - 74	75 - 84	85+	All
Q49. Care team gave family, or someone close, all the information needed to help care for the patient at home	80%	*	38%	45%	56%	60%	60%	73%	58%
Q50. During treatment, the patient definitely got enough care and support at home from community or voluntary services	*	*	35%	44%	44%	52%	51%	63%	49%

CARE FROM YOUR GP PRACTICE	Age								
	16 - 24	25 - 34	35 - 44	45 - 54	55 - 64	65 - 74	75 - 84	85+	All
Q51. Patient definitely received the right amount of support from their GP practice during treatment	*	55%	24%	45%	45%	42%	43%	36%	43%
Q52. Patient has had a review of cancer care by GP practice	*	*	19%	25%	22%	22%	21%	19%	22%

Age group tables

* Indicates where a score is not available due to suppression or a low base size.

	Age								
	16 - 24	25 - 34	35 - 44	45 - 54	55 - 64	65 - 74	75 - 84	85+	All
Q53. After treatment, the patient definitely could get enough emotional support at home from community or voluntary services	*	*	14%	20%	28%	24%	25%	45%	25%
Q54. The right amount of information and support was offered to the patient between final treatment and the follow up appointment	*	*	57%	69%	75%	81%	78%	88%	77%
Q55. Patient was given enough information about the possibility and signs of cancer coming back or spreading	60%	*	39%	49%	57%	62%	61%	74%	59%

	Age								
	16 - 24	25 - 34	35 - 44	45 - 54	55 - 64	65 - 74	75 - 84	85+	All
Q56. The whole care team worked well together	91%	92%	73%	87%	86%	87%	91%	95%	88%
Q57. Administration of care was very good or good	82%	75%	70%	80%	86%	84%	86%	88%	84%
Q58. Cancer research opportunities were discussed with patient	*	*	45%	31%	37%	42%	40%	29%	39%
Q59. Patient's average rating of care scored from very poor to very good	8.6	7.8	8.2	8.4	8.8	8.8	8.9	8.8	8.8

Male/Female/Non-binary/Other tables

* Indicates where a score is not available due to suppression or a low base size.

SUPPORT FROM YOUR GP PRACTICE							
	Male/Female/Non-binary/Other						
	Female	Male	Non-binary	Prefer to self-describe	Prefer not to say	Not given	All
Q2. Patient only spoke to primary care professional once or twice before cancer diagnosis	84%	79%	*	*	*	75%	81%
Q3. Referral for diagnosis was explained in a way the patient could completely understand	65%	57%	*	*	*	60%	61%

DIAGNOSTIC TESTS							
	Male/Female/Non-binary/Other						
	Female	Male	Non-binary	Prefer to self-describe	Prefer not to say	Not given	All
Q5. Patient received all the information needed about the diagnostic test in advance	91%	92%	*	*	*	90%	91%
Q6. Diagnostic test staff appeared to completely have all the information they needed about the patient	83%	83%	*	*	*	77%	83%
Q7. Patient felt the length of time waiting for diagnostic test results was about right	75%	77%	*	*	*	79%	76%
Q8. Diagnostic test results were explained in a way the patient could completely understand	77%	77%	*	*	*	79%	77%
Q9. Enough privacy was always given to the patient when receiving diagnostic test results	94%	93%	*	*	*	96%	94%

FINDING OUT THAT YOU HAD CANCER							
	Male/Female/Non-binary/Other						
	Female	Male	Non-binary	Prefer to self-describe	Prefer not to say	Not given	All
Q12. Patient was told they could have a family member, carer or friend with them when told diagnosis	77%	77%	*	*	*	81%	77%
Q13. Patient was definitely told sensitively that they had cancer	73%	72%	*	*	*	73%	72%
Q14. Cancer diagnosis explained in a way the patient could completely understand	75%	76%	*	*	*	74%	75%
Q15. Patient was definitely told about their diagnosis in an appropriate place	83%	84%	*	*	*	87%	83%
Q16. Patient was told they could go back later for more information about their diagnosis	83%	79%	*	*	*	78%	81%

SUPPORT FROM A MAIN CONTACT PERSON							
	Male/Female/Non-binary/Other						
	Female	Male	Non-binary	Prefer to self-describe	Prefer not to say	Not given	All
Q17. Patient had a main point of contact within the care team	90%	90%	*	*	*	89%	90%
Q18. Patient found it very or quite easy to contact their main contact person	82%	79%	*	*	*	81%	81%
Q19. Patient found advice from main contact person was very or quite helpful	95%	94%	*	*	*	91%	94%

Male/Female/Non-binary/Other tables

* Indicates where a score is not available due to suppression or a low base size.

DECIDING ON THE BEST TREATMENT							
	Male/Female/Non-binary/Other						
	Female	Male	Non-binary	Prefer to self-describe	Prefer not to say	Not given	All
Q20. Treatment options were explained in a way the patient could completely understand	81%	81%	*	*	*	86%	82%
Q21. Patient was definitely involved as much as they wanted to be in decisions about their treatment	78%	78%	*	*	*	79%	78%
Q22. Family and/or carers were definitely involved as much as the patient wanted them to be in decisions about treatment options	81%	82%	*	*	*	83%	81%
Q23. Patient could get further advice from a different healthcare professional before making decisions about their treatment options	51%	57%	*	*	*	43%	53%

CARE PLANNING							
	Male/Female/Non-binary/Other						
	Female	Male	Non-binary	Prefer to self-describe	Prefer not to say	Not given	All
Q24. Patient was definitely able to have a discussion about their needs or concerns prior to treatment	69%	70%	*	*	*	71%	70%
Q25. A member of their care team helped the patient create a care plan to address any needs or concerns	93%	92%	*	*	*	89%	92%
Q26. Care team reviewed the patient's care plan with them to ensure it was up to date	98%	98%	*	*	*	100%	98%

SUPPORT FROM HOSPITAL STAFF							
	Male/Female/Non-binary/Other						
	Female	Male	Non-binary	Prefer to self-describe	Prefer not to say	Not given	All
Q27. Staff provided the patient with relevant information on available support	86%	91%	*	*	*	82%	88%
Q28. Patient definitely got the right level of support for their overall health and well being from hospital staff	69%	77%	*	*	*	79%	73%
Q29. Patient was offered information about how to get financial help or benefits	67%	66%	*	*	*	59%	66%

Male/Female/Non-binary/Other tables

* Indicates where a score is not available due to suppression or a low base size.

	Male/Female/Non-binary/Other						All
	Female	Male	Non-binary	Prefer to self-describe	Prefer not to say	Not given	
Q31. Patient had confidence and trust in all of the team looking after them during their stay in hospital	69%	81%	*	*	*	70%	74%
Q32. Patient's family, or someone close, was definitely able to talk to a member of the team looking after the patient in hospital	66%	69%	*	*	*	72%	68%
Q33. Patient was always involved in decisions about their care and treatment whilst in hospital	71%	73%	*	*	*	60%	71%
Q34. Patient was always able to get help from ward staff when needed	65%	73%	*	*	*	62%	69%
Q35. Patient was always able to discuss worries and fears with hospital staff	55%	67%	*	*	*	54%	60%
Q36. Hospital staff always did everything they could to help the patient control pain	81%	82%	*	*	*	83%	81%
Q37. Patient was always treated with respect and dignity while in hospital	78%	88%	*	*	*	83%	83%
Q38. Patient received easily understandable information about what they should or should not do after leaving hospital	85%	86%	*	*	*	90%	86%
Q39. Patient was always able to discuss worries and fears with hospital staff while being treated as an outpatient or day case	72%	80%	*	*	*	73%	75%

	Male/Female/Non-binary/Other						All
	Female	Male	Non-binary	Prefer to self-describe	Prefer not to say	Not given	
Q41_1. Beforehand patient completely had enough understandable information about surgery	90%	91%	*	*	*	90%	90%
Q41_2. Beforehand patient completely had enough understandable information about chemotherapy	81%	85%	*	*	*	80%	82%
Q41_3. Beforehand patient completely had enough understandable information about radiotherapy	88%	89%	*	*	*	88%	89%
Q41_4. Beforehand patient completely had enough understandable information about hormone therapy	76%	79%	*	*	*	79%	77%
Q41_5. Beforehand patient completely had enough understandable information about immunotherapy	80%	88%	*	*	*	93%	84%
Q42_1. Patient completely had enough understandable information about their response to surgery	84%	87%	*	*	*	93%	86%
Q42_2. Patient completely had enough understandable information about their response to chemotherapy	77%	83%	*	*	*	78%	79%
Q42_3. Patient completely had enough understandable information about their response to radiotherapy	83%	86%	*	*	*	87%	84%
Q42_4. Patient completely had enough understandable information about their response to hormone therapy	75%	77%	*	*	*	90%	76%
Q42_5. Patient completely had enough understandable information about their response to immunotherapy	76%	81%	*	*	*	75%	79%
Q43. Patient felt the length of waiting time at clinic and day unit for cancer treatment was about right	73%	81%	*	*	*	79%	77%

Male/Female/Non-binary/Other tables

* Indicates where a score is not available due to suppression or a low base size.

IMMEDIATE AND LONG TERM SIDE EFFECTS							
	Male/Female/Non-binary/Other						
	Female	Male	Non-binary	Prefer to self-describe	Prefer not to say	Not given	All
Q44. Possible side effects from treatment were definitely explained in a way the patient could understand	73%	76%	*	*	*	65%	74%
Q45. Patient was always offered practical advice on dealing with any immediate side effects from treatment	66%	70%	*	*	*	60%	67%
Q46. Patient was given information that they could access about support in dealing with immediate side effects from treatment	84%	83%	*	*	*	76%	83%
Q47. Patient felt possible long-term side effects were definitely explained in a way they could understand in advance of their treatment	54%	63%	*	*	*	48%	58%
Q48. Patient was definitely able to discuss options for managing the impact of any long-term side effects	48%	57%	*	*	*	49%	52%

SUPPORT WHILE AT HOME							
	Male/Female/Non-binary/Other						
	Female	Male	Non-binary	Prefer to self-describe	Prefer not to say	Not given	All
Q49. Care team gave family, or someone close, all the information needed to help care for the patient at home	54%	63%	*	*	*	52%	58%
Q50. During treatment, the patient definitely got enough care and support at home from community or voluntary services	45%	56%	*	*	*	42%	49%

CARE FROM YOUR GP PRACTICE							
	Male/Female/Non-binary/Other						
	Female	Male	Non-binary	Prefer to self-describe	Prefer not to say	Not given	All
Q51. Patient definitely received the right amount of support from their GP practice during treatment	42%	44%	*	*	*	40%	43%
Q52. Patient has had a review of cancer care by GP practice	21%	21%	*	*	*	28%	22%

LIVING WITH AND BEYOND CANCER							
	Male/Female/Non-binary/Other						
	Female	Male	Non-binary	Prefer to self-describe	Prefer not to say	Not given	All
Q53. After treatment, the patient definitely could get enough emotional support at home from community or voluntary services	25%	27%	*	*	*	17%	25%
Q54. The right amount of information and support was offered to the patient between final treatment and the follow up appointment	74%	84%	*	*	*	72%	77%
Q55. Patient was given enough information about the possibility and signs of cancer coming back or spreading	56%	64%	*	*	*	55%	59%

Male/Female/Non-binary/Other tables

* Indicates where a score is not available due to suppression or a low base size.

YOUR OVERALL NHS CARE	Male/Female/Non-binary/Other						All
	Female	Male	Non-binary	Prefer to self-describe	Prefer not to say	Not given	
Q56. The whole care team worked well together	87%	89%	*	*	*	92%	88%
Q57. Administration of care was very good or good	83%	85%	*	*	*	87%	84%
Q58. Cancer research opportunities were discussed with patient	37%	42%	*	*	*	33%	39%
Q59. Patient's average rating of care scored from very poor to very good	8.7	8.9	*	*	*	8.8	8.8

Ethnicity tables

* Indicates where a score is not available due to suppression or a low base size.

	Ethnicity						
	White	Mixed	Asian	Black	Other	Not given	All
SUPPORT FROM YOUR GP PRACTICE							
Q2. Patient only spoke to primary care professional once or twice before cancer diagnosis	82%	*	81%	*	*	72%	81%
Q3. Referral for diagnosis was explained in a way the patient could completely understand	61%	*	71%	50%	*	61%	61%

	Ethnicity						
	White	Mixed	Asian	Black	Other	Not given	All
DIAGNOSTIC TESTS							
Q5. Patient received all the information needed about the diagnostic test in advance	92%	*	85%	86%	*	87%	91%
Q6. Diagnostic test staff appeared to completely have all the information they needed about the patient	83%	*	79%	77%	*	78%	83%
Q7. Patient felt the length of time waiting for diagnostic test results was about right	76%	*	74%	86%	*	79%	76%
Q8. Diagnostic test results were explained in a way the patient could completely understand	77%	*	53%	82%	*	79%	77%
Q9. Enough privacy was always given to the patient when receiving diagnostic test results	94%	*	91%	90%	*	93%	94%

	Ethnicity						
	White	Mixed	Asian	Black	Other	Not given	All
FINDING OUT THAT YOU HAD CANCER							
Q12. Patient was told they could have a family member, carer or friend with them when told diagnosis	77%	*	78%	63%	*	84%	77%
Q13. Patient was definitely told sensitively that they had cancer	72%	90%	76%	71%	*	75%	72%
Q14. Cancer diagnosis explained in a way the patient could completely understand	76%	100%	56%	62%	*	72%	75%
Q15. Patient was definitely told about their diagnosis in an appropriate place	83%	90%	84%	82%	*	85%	83%
Q16. Patient was told they could go back later for more information about their diagnosis	81%	*	88%	88%	*	78%	81%

	Ethnicity						
	White	Mixed	Asian	Black	Other	Not given	All
SUPPORT FROM A MAIN CONTACT PERSON							
Q17. Patient had a main point of contact within the care team	90%	*	85%	96%	*	91%	90%
Q18. Patient found it very or quite easy to contact their main contact person	82%	*	74%	70%	*	77%	81%
Q19. Patient found advice from main contact person was very or quite helpful	94%	*	94%	96%	*	93%	94%

	Ethnicity						
	White	Mixed	Asian	Black	Other	Not given	All
DECIDING ON THE BEST TREATMENT							
Q20. Treatment options were explained in a way the patient could completely understand	81%	90%	80%	78%	*	87%	82%
Q21. Patient was definitely involved as much as they wanted to be in decisions about their treatment	78%	90%	82%	74%	*	79%	78%
Q22. Family and/or carers were definitely involved as much as the patient wanted them to be in decisions about treatment options	81%	90%	79%	72%	*	83%	81%
Q23. Patient could get further advice from a different healthcare professional before making decisions about their treatment options	53%	*	63%	35%	*	45%	53%

Ethnicity tables

* Indicates where a score is not available due to suppression or a low base size.

CARE PLANNING	Ethnicity						
	White	Mixed	Asian	Black	Other	Not given	All
Q24. Patient was definitely able to have a discussion about their needs or concerns prior to treatment	69%	*	84%	54%	*	73%	70%
Q25. A member of their care team helped the patient create a care plan to address any needs or concerns	93%	*	96%	88%	*	89%	92%
Q26. Care team reviewed the patient's care plan with them to ensure it was up to date	98%	*	100%	100%	*	98%	98%

SUPPORT FROM HOSPITAL STAFF	Ethnicity						
	White	Mixed	Asian	Black	Other	Not given	All
Q27. Staff provided the patient with relevant information on available support	88%	*	92%	96%	*	87%	88%
Q28. Patient definitely got the right level of support for their overall health and well being from hospital staff	72%	60%	83%	64%	*	82%	73%
Q29. Patient was offered information about how to get financial help or benefits	66%	*	60%	90%	*	67%	66%

HOSPITAL CARE	Ethnicity						
	White	Mixed	Asian	Black	Other	Not given	All
Q31. Patient had confidence and trust in all of the team looking after them during their stay in hospital	75%	*	69%	64%	*	75%	74%
Q32. Patient's family, or someone close, was definitely able to talk to a member of the team looking after the patient in hospital	67%	*	57%	75%	*	73%	68%
Q33. Patient was always involved in decisions about their care and treatment whilst in hospital	72%	*	63%	67%	*	62%	71%
Q34. Patient was always able to get help from ward staff when needed	68%	*	81%	60%	*	71%	69%
Q35. Patient was always able to discuss worries and fears with hospital staff	61%	*	44%	79%	*	55%	60%
Q36. Hospital staff always did everything they could to help the patient control pain	81%	*	86%	79%	*	84%	81%
Q37. Patient was always treated with respect and dignity while in hospital	83%	*	75%	80%	*	89%	83%
Q38. Patient received easily understandable information about what they should or should not do after leaving hospital	85%	*	94%	93%	*	90%	86%
Q39. Patient was always able to discuss worries and fears with hospital staff while being treated as an outpatient or day case	75%	*	72%	80%	*	75%	75%

Ethnicity tables

* Indicates where a score is not available due to suppression or a low base size.

YOUR TREATMENT	Ethnicity						
	White	Mixed	Asian	Black	Other	Not given	All
Q41_1. Beforehand patient completely had enough understandable information about surgery	90%	*	85%	95%	*	88%	90%
Q41_2. Beforehand patient completely had enough understandable information about chemotherapy	83%	*	85%	74%	*	80%	82%
Q41_3. Beforehand patient completely had enough understandable information about radiotherapy	88%	*	94%	100%	*	89%	89%
Q41_4. Beforehand patient completely had enough understandable information about hormone therapy	77%	*	82%	*	*	75%	77%
Q41_5. Beforehand patient completely had enough understandable information about immunotherapy	83%	*	*	*	*	96%	84%
Q42_1. Patient completely had enough understandable information about their response to surgery	86%	*	79%	89%	*	92%	86%
Q42_2. Patient completely had enough understandable information about their response to chemotherapy	79%	*	88%	83%	*	79%	79%
Q42_3. Patient completely had enough understandable information about their response to radiotherapy	83%	*	93%	92%	*	88%	84%
Q42_4. Patient completely had enough understandable information about their response to hormone therapy	76%	*	82%	*	*	88%	76%
Q42_5. Patient completely had enough understandable information about their response to immunotherapy	78%	*	*	*	*	83%	79%
Q43. Patient felt the length of waiting time at clinic and day unit for cancer treatment was about right	77%	*	74%	85%	*	77%	77%

IMMEDIATE AND LONG TERM SIDE EFFECTS	Ethnicity						
	White	Mixed	Asian	Black	Other	Not given	All
Q44. Possible side effects from treatment were definitely explained in a way the patient could understand	74%	90%	77%	81%	*	66%	74%
Q45. Patient was always offered practical advice on dealing with any immediate side effects from treatment	68%	*	68%	75%	*	60%	67%
Q46. Patient was given information that they could access about support in dealing with immediate side effects from treatment	83%	*	86%	88%	*	78%	83%
Q47. Patient felt possible long-term side effects were definitely explained in a way they could understand in advance of their treatment	58%	40%	68%	67%	*	53%	58%
Q48. Patient was definitely able to discuss options for managing the impact of any long-term side effects	52%	*	61%	45%	*	53%	52%

SUPPORT WHILE AT HOME	Ethnicity						
	White	Mixed	Asian	Black	Other	Not given	All
Q49. Care team gave family, or someone close, all the information needed to help care for the patient at home	58%	*	67%	62%	*	57%	58%
Q50. During treatment, the patient definitely got enough care and support at home from community or voluntary services	50%	*	55%	39%	*	48%	49%

CARE FROM YOUR GP PRACTICE	Ethnicity						
	White	Mixed	Asian	Black	Other	Not given	All
Q51. Patient definitely received the right amount of support from their GP practice during treatment	43%	*	53%	10%	*	44%	43%
Q52. Patient has had a review of cancer care by GP practice	21%	*	22%	25%	*	27%	22%

Ethnicity tables

* Indicates where a score is not available due to suppression or a low base size.

LIVING WITH AND BEYOND CANCER	Ethnicity						
	White	Mixed	Asian	Black	Other	Not given	All
Q53. After treatment, the patient definitely could get enough emotional support at home from community or voluntary services	25%	*	38%	*	*	26%	25%
Q54. The right amount of information and support was offered to the patient between final treatment and the follow up appointment	77%	*	77%	82%	*	77%	77%
Q55. Patient was given enough information about the possibility and signs of cancer coming back or spreading	60%	*	50%	65%	*	54%	59%

YOUR OVERALL NHS CARE	Ethnicity						
	White	Mixed	Asian	Black	Other	Not given	All
Q56. The whole care team worked well together	88%	*	92%	88%	*	92%	88%
Q57. Administration of care was very good or good	84%	90%	87%	86%	*	87%	84%
Q58. Cancer research opportunities were discussed with patient	39%	*	45%	46%	*	36%	39%
Q59. Patient's average rating of care scored from very poor to very good	8.8	8.7	8.4	8.0	*	8.8	8.8

IMD quintile tables

* Indicates where a score is not available due to suppression or a low base size.

	IMD quintile					
	1 (most deprived)	2	3	4	5 (least deprived)	All
SUPPORT FROM YOUR GP PRACTICE						
Q2. Patient only spoke to primary care professional once or twice before cancer diagnosis	77%	81%	78%	83%	85%	81%
Q3. Referral for diagnosis was explained in a way the patient could completely understand	56%	59%	62%	63%	63%	61%

	IMD quintile					
	1 (most deprived)	2	3	4	5 (least deprived)	All
DIAGNOSTIC TESTS						
Q5. Patient received all the information needed about the diagnostic test in advance	93%	90%	92%	91%	90%	91%
Q6. Diagnostic test staff appeared to completely have all the information they needed about the patient	80%	79%	83%	88%	80%	83%
Q7. Patient felt the length of time waiting for diagnostic test results was about right	76%	74%	75%	81%	75%	76%
Q8. Diagnostic test results were explained in a way the patient could completely understand	80%	74%	74%	81%	78%	77%
Q9. Enough privacy was always given to the patient when receiving diagnostic test results	93%	93%	93%	94%	95%	94%

	IMD quintile					
	1 (most deprived)	2	3	4	5 (least deprived)	All
FINDING OUT THAT YOU HAD CANCER						
Q12. Patient was told they could have a family member, carer or friend with them when told diagnosis	77%	73%	78%	78%	80%	77%
Q13. Patient was definitely told sensitively that they had cancer	74%	70%	70%	76%	70%	72%
Q14. Cancer diagnosis explained in a way the patient could completely understand	75%	70%	75%	78%	76%	75%
Q15. Patient was definitely told about their diagnosis in an appropriate place	85%	80%	84%	86%	81%	83%
Q16. Patient was told they could go back later for more information about their diagnosis	84%	79%	82%	82%	79%	81%

	IMD quintile					
	1 (most deprived)	2	3	4	5 (least deprived)	All
SUPPORT FROM A MAIN CONTACT PERSON						
Q17. Patient had a main point of contact within the care team	93%	88%	89%	90%	89%	90%
Q18. Patient found it very or quite easy to contact their main contact person	81%	79%	80%	82%	81%	81%
Q19. Patient found advice from main contact person was very or quite helpful	93%	94%	93%	97%	94%	94%

IMD quintile tables

* Indicates where a score is not available due to suppression or a low base size.

	IMD quintile					
	1 (most deprived)	2	3	4	5 (least deprived)	All
DECIDING ON THE BEST TREATMENT						
Q20. Treatment options were explained in a way the patient could completely understand	83%	79%	82%	84%	79%	82%
Q21. Patient was definitely involved as much as they wanted to be in decisions about their treatment	78%	75%	77%	80%	78%	78%
Q22. Family and/or carers were definitely involved as much as the patient wanted them to be in decisions about treatment options	81%	77%	81%	84%	81%	81%
Q23. Patient could get further advice from a different healthcare professional before making decisions about their treatment options	55%	46%	54%	57%	52%	53%

	IMD quintile					
	1 (most deprived)	2	3	4	5 (least deprived)	All
CARE PLANNING						
Q24. Patient was definitely able to have a discussion about their needs or concerns prior to treatment	74%	67%	70%	69%	70%	70%
Q25. A member of their care team helped the patient create a care plan to address any needs or concerns	94%	91%	94%	91%	93%	92%
Q26. Care team reviewed the patient's care plan with them to ensure it was up to date	98%	97%	98%	98%	98%	98%

	IMD quintile					
	1 (most deprived)	2	3	4	5 (least deprived)	All
SUPPORT FROM HOSPITAL STAFF						
Q27. Staff provided the patient with relevant information on available support	88%	86%	89%	89%	88%	88%
Q28. Patient definitely got the right level of support for their overall health and well being from hospital staff	70%	71%	75%	74%	73%	73%
Q29. Patient was offered information about how to get financial help or benefits	70%	65%	68%	65%	63%	66%

	IMD quintile					
	1 (most deprived)	2	3	4	5 (least deprived)	All
HOSPITAL CARE						
Q31. Patient had confidence and trust in all of the team looking after them during their stay in hospital	73%	73%	80%	75%	69%	74%
Q32. Patient's family, or someone close, was definitely able to talk to a member of the team looking after the patient in hospital	65%	66%	68%	68%	70%	68%
Q33. Patient was always involved in decisions about their care and treatment whilst in hospital	69%	71%	69%	76%	68%	71%
Q34. Patient was always able to get help from ward staff when needed	67%	68%	67%	75%	64%	69%
Q35. Patient was always able to discuss worries and fears with hospital staff	60%	59%	60%	62%	59%	60%
Q36. Hospital staff always did everything they could to help the patient control pain	74%	78%	83%	85%	82%	81%
Q37. Patient was always treated with respect and dignity while in hospital	84%	81%	84%	83%	81%	83%
Q38. Patient received easily understandable information about what they should or should not do after leaving hospital	82%	84%	86%	87%	88%	86%
Q39. Patient was always able to discuss worries and fears with hospital staff while being treated as an outpatient or day case	73%	74%	77%	77%	73%	75%

IMD quintile tables

* Indicates where a score is not available due to suppression or a low base size.

YOUR TREATMENT	IMD quintile					
	1 (most deprived)	2	3	4	5 (least deprived)	All
Q41_1. Beforehand patient completely had enough understandable information about surgery	91%	90%	87%	92%	91%	90%
Q41_2. Beforehand patient completely had enough understandable information about chemotherapy	86%	81%	81%	84%	81%	82%
Q41_3. Beforehand patient completely had enough understandable information about radiotherapy	85%	90%	89%	88%	89%	89%
Q41_4. Beforehand patient completely had enough understandable information about hormone therapy	73%	84%	77%	81%	71%	77%
Q41_5. Beforehand patient completely had enough understandable information about immunotherapy	94%	80%	85%	80%	86%	84%
Q42_1. Patient completely had enough understandable information about their response to surgery	83%	85%	84%	89%	87%	86%
Q42_2. Patient completely had enough understandable information about their response to chemotherapy	82%	78%	77%	82%	78%	79%
Q42_3. Patient completely had enough understandable information about their response to radiotherapy	85%	84%	85%	83%	84%	84%
Q42_4. Patient completely had enough understandable information about their response to hormone therapy	66%	82%	79%	79%	69%	76%
Q42_5. Patient completely had enough understandable information about their response to immunotherapy	87%	72%	78%	79%	81%	79%
Q43. Patient felt the length of waiting time at clinic and day unit for cancer treatment was about right	79%	76%	81%	76%	72%	77%

IMMEDIATE AND LONG TERM SIDE EFFECTS	IMD quintile					
	1 (most deprived)	2	3	4	5 (least deprived)	All
Q44. Possible side effects from treatment were definitely explained in a way the patient could understand	72%	74%	74%	75%	71%	74%
Q45. Patient was always offered practical advice on dealing with any immediate side effects from treatment	70%	67%	68%	69%	63%	67%
Q46. Patient was given information that they could access about support in dealing with immediate side effects from treatment	84%	83%	83%	83%	83%	83%
Q47. Patient felt possible long-term side effects were definitely explained in a way they could understand in advance of their treatment	56%	56%	58%	59%	56%	58%
Q48. Patient was definitely able to discuss options for managing the impact of any long-term side effects	47%	50%	53%	54%	52%	52%

SUPPORT WHILE AT HOME	IMD quintile					
	1 (most deprived)	2	3	4	5 (least deprived)	All
Q49. Care team gave family, or someone close, all the information needed to help care for the patient at home	61%	54%	57%	60%	57%	58%
Q50. During treatment, the patient definitely got enough care and support at home from community or voluntary services	51%	44%	54%	51%	46%	49%

CARE FROM YOUR GP PRACTICE	IMD quintile					
	1 (most deprived)	2	3	4	5 (least deprived)	All
Q51. Patient definitely received the right amount of support from their GP practice during treatment	43%	40%	42%	45%	42%	43%
Q52. Patient has had a review of cancer care by GP practice	25%	22%	22%	21%	19%	22%

IMD quintile tables

* Indicates where a score is not available due to suppression or a low base size.

	IMD quintile					
	1 (most deprived)	2	3	4	5 (least deprived)	All
LIVING WITH AND BEYOND CANCER						
Q53. After treatment, the patient definitely could get enough emotional support at home from community or voluntary services	21%	25%	28%	29%	20%	25%
Q54. The right amount of information and support was offered to the patient between final treatment and the follow up appointment	73%	68%	78%	82%	79%	77%
Q55. Patient was given enough information about the possibility and signs of cancer coming back or spreading	55%	53%	59%	64%	62%	59%

	IMD quintile					
	1 (most deprived)	2	3	4	5 (least deprived)	All
YOUR OVERALL NHS CARE						
Q56. The whole care team worked well together	87%	88%	88%	89%	87%	88%
Q57. Administration of care was very good or good	85%	83%	85%	86%	82%	84%
Q58. Cancer research opportunities were discussed with patient	46%	39%	43%	36%	34%	39%
Q59. Patient's average rating of care scored from very poor to very good	8.7	8.7	8.8	8.9	8.8	8.8

Long-term condition status tables

* Indicates where a score is not available due to suppression or a low base size.

	Long-term condition status			
	Yes	No	Not given	All
SUPPORT FROM YOUR GP PRACTICE				
Q2. Patient only spoke to primary care professional once or twice before cancer diagnosis	82%	80%	80%	81%
Q3. Referral for diagnosis was explained in a way the patient could completely understand	59%	65%	61%	61%

	Long-term condition status			
	Yes	No	Not given	All
DIAGNOSTIC TESTS				
Q5. Patient received all the information needed about the diagnostic test in advance	91%	92%	90%	91%
Q6. Diagnostic test staff appeared to completely have all the information they needed about the patient	81%	86%	82%	83%
Q7. Patient felt the length of time waiting for diagnostic test results was about right	76%	77%	80%	76%
Q8. Diagnostic test results were explained in a way the patient could completely understand	76%	78%	81%	77%
Q9. Enough privacy was always given to the patient when receiving diagnostic test results	94%	94%	95%	94%

	Long-term condition status			
	Yes	No	Not given	All
FINDING OUT THAT YOU HAD CANCER				
Q12. Patient was told they could have a family member, carer or friend with them when told diagnosis	76%	79%	82%	77%
Q13. Patient was definitely told sensitively that they had cancer	71%	74%	76%	72%
Q14. Cancer diagnosis explained in a way the patient could completely understand	74%	77%	76%	75%
Q15. Patient was definitely told about their diagnosis in an appropriate place	82%	84%	86%	83%
Q16. Patient was told they could go back later for more information about their diagnosis	81%	83%	77%	81%

	Long-term condition status			
	Yes	No	Not given	All
SUPPORT FROM A MAIN CONTACT PERSON				
Q17. Patient had a main point of contact within the care team	91%	89%	87%	90%
Q18. Patient found it very or quite easy to contact their main contact person	81%	80%	82%	81%
Q19. Patient found advice from main contact person was very or quite helpful	95%	94%	95%	94%

	Long-term condition status			
	Yes	No	Not given	All
DECIDING ON THE BEST TREATMENT				
Q20. Treatment options were explained in a way the patient could completely understand	80%	83%	86%	82%
Q21. Patient was definitely involved as much as they wanted to be in decisions about their treatment	77%	79%	80%	78%
Q22. Family and/or carers were definitely involved as much as the patient wanted them to be in decisions about treatment options	80%	83%	83%	81%
Q23. Patient could get further advice from a different healthcare professional before making decisions about their treatment options	54%	53%	46%	53%

Long-term condition status tables

* Indicates where a score is not available due to suppression or a low base size.

CARE PLANNING	Long-term condition status			
	Yes	No	Not given	All
Q24. Patient was definitely able to have a discussion about their needs or concerns prior to treatment	69%	70%	74%	70%
Q25. A member of their care team helped the patient create a care plan to address any needs or concerns	92%	93%	93%	92%
Q26. Care team reviewed the patient's care plan with them to ensure it was up to date	98%	97%	100%	98%

SUPPORT FROM HOSPITAL STAFF	Long-term condition status			
	Yes	No	Not given	All
Q27. Staff provided the patient with relevant information on available support	88%	89%	83%	88%
Q28. Patient definitely got the right level of support for their overall health and well being from hospital staff	72%	73%	80%	73%
Q29. Patient was offered information about how to get financial help or benefits	66%	68%	63%	66%

HOSPITAL CARE	Long-term condition status			
	Yes	No	Not given	All
Q31. Patient had confidence and trust in all of the team looking after them during their stay in hospital	75%	74%	75%	74%
Q32. Patient's family, or someone close, was definitely able to talk to a member of the team looking after the patient in hospital	66%	68%	76%	68%
Q33. Patient was always involved in decisions about their care and treatment whilst in hospital	70%	74%	64%	71%
Q34. Patient was always able to get help from ward staff when needed	69%	70%	64%	69%
Q35. Patient was always able to discuss worries and fears with hospital staff	61%	60%	56%	60%
Q36. Hospital staff always did everything they could to help the patient control pain	81%	81%	83%	81%
Q37. Patient was always treated with respect and dignity while in hospital	83%	83%	85%	83%
Q38. Patient received easily understandable information about what they should or should not do after leaving hospital	86%	85%	86%	86%
Q39. Patient was always able to discuss worries and fears with hospital staff while being treated as an outpatient or day case	75%	76%	76%	75%

Long-term condition status tables

* Indicates where a score is not available due to suppression or a low base size.

YOUR TREATMENT	Long-term condition status			
	Yes	No	Not given	All
Q41_1. Beforehand patient completely had enough understandable information about surgery	90%	89%	91%	90%
Q41_2. Beforehand patient completely had enough understandable information about chemotherapy	83%	82%	83%	82%
Q41_3. Beforehand patient completely had enough understandable information about radiotherapy	90%	86%	89%	89%
Q41_4. Beforehand patient completely had enough understandable information about hormone therapy	78%	74%	83%	77%
Q41_5. Beforehand patient completely had enough understandable information about immunotherapy	83%	86%	88%	84%
Q42_1. Patient completely had enough understandable information about their response to surgery	86%	84%	92%	86%
Q42_2. Patient completely had enough understandable information about their response to chemotherapy	78%	81%	83%	79%
Q42_3. Patient completely had enough understandable information about their response to radiotherapy	85%	81%	86%	84%
Q42_4. Patient completely had enough understandable information about their response to hormone therapy	74%	78%	83%	76%
Q42_5. Patient completely had enough understandable information about their response to immunotherapy	79%	80%	70%	79%
Q43. Patient felt the length of waiting time at clinic and day unit for cancer treatment was about right	78%	75%	77%	77%

IMMEDIATE AND LONG TERM SIDE EFFECTS	Long-term condition status			
	Yes	No	Not given	All
Q44. Possible side effects from treatment were definitely explained in a way the patient could understand	72%	77%	69%	74%
Q45. Patient was always offered practical advice on dealing with any immediate side effects from treatment	65%	71%	67%	67%
Q46. Patient was given information that they could access about support in dealing with immediate side effects from treatment	82%	85%	79%	83%
Q47. Patient felt possible long-term side effects were definitely explained in a way they could understand in advance of their treatment	56%	63%	49%	58%
Q48. Patient was definitely able to discuss options for managing the impact of any long-term side effects	50%	55%	50%	52%

SUPPORT WHILE AT HOME	Long-term condition status			
	Yes	No	Not given	All
Q49. Care team gave family, or someone close, all the information needed to help care for the patient at home	57%	59%	55%	58%
Q50. During treatment, the patient definitely got enough care and support at home from community or voluntary services	48%	54%	46%	49%

CARE FROM YOUR GP PRACTICE	Long-term condition status			
	Yes	No	Not given	All
Q51. Patient definitely received the right amount of support from their GP practice during treatment	40%	46%	47%	43%
Q52. Patient has had a review of cancer care by GP practice	22%	21%	25%	22%

Long-term condition status tables

* Indicates where a score is not available due to suppression or a low base size.

LIVING WITH AND BEYOND CANCER	Long-term condition status			
	Yes	No	Not given	All
Q53. After treatment, the patient definitely could get enough emotional support at home from community or voluntary services	23%	30%	24%	25%
Q54. The right amount of information and support was offered to the patient between final treatment and the follow up appointment	75%	82%	75%	77%
Q55. Patient was given enough information about the possibility and signs of cancer coming back or spreading	59%	61%	58%	59%

YOUR OVERALL NHS CARE	Long-term condition status			
	Yes	No	Not given	All
Q56. The whole care team worked well together	87%	88%	93%	88%
Q57. Administration of care was very good or good	83%	85%	87%	84%
Q58. Cancer research opportunities were discussed with patient	40%	38%	36%	39%
Q59. Patient's average rating of care scored from very poor to very good	8.7	8.8	8.9	8.8

Year on year charts

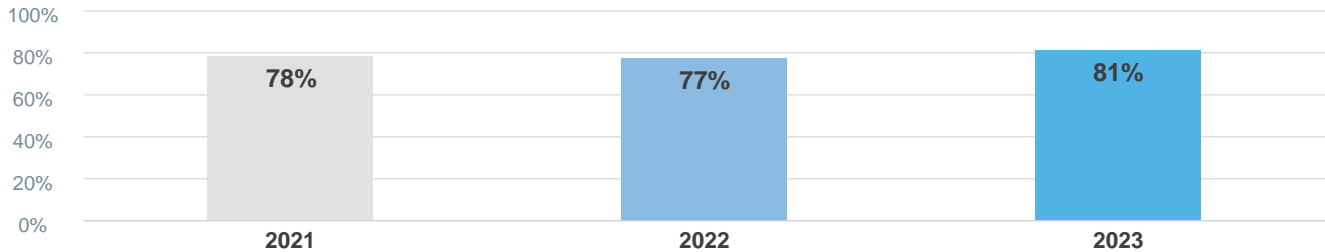
* Indicates where a score is not available due to suppression or a low base size.

** No score available for these years.

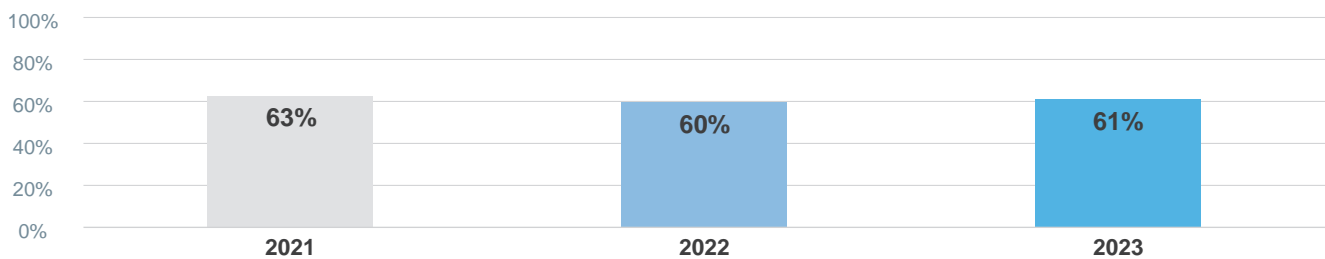
The scores are unadjusted and based on England scores only.

SUPPORT FROM YOUR GP PRACTICE

Q2. Patient only spoke to primary care professional once or twice before cancer diagnosis

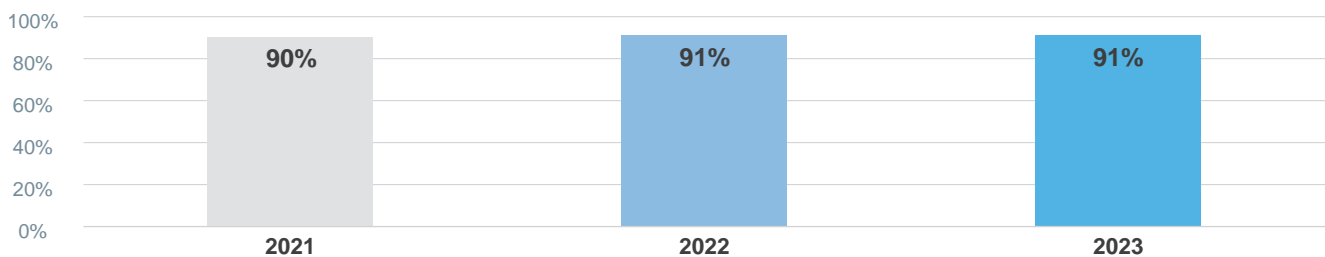


Q3. Referral for diagnosis was explained in a way the patient could completely understand

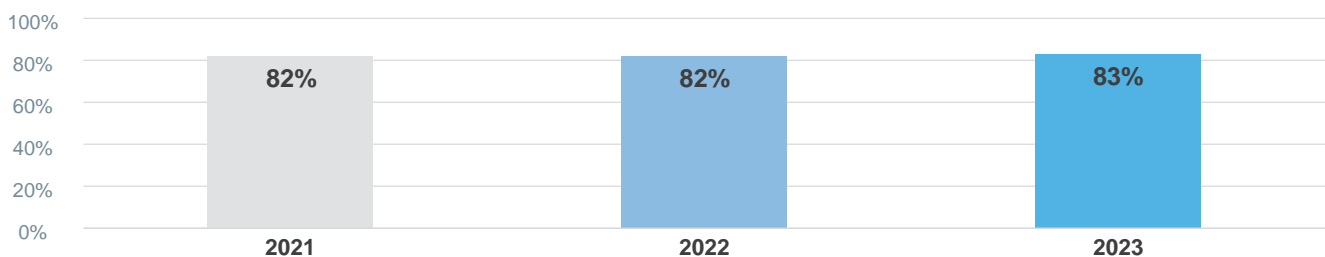


DIAGNOSTIC TESTS

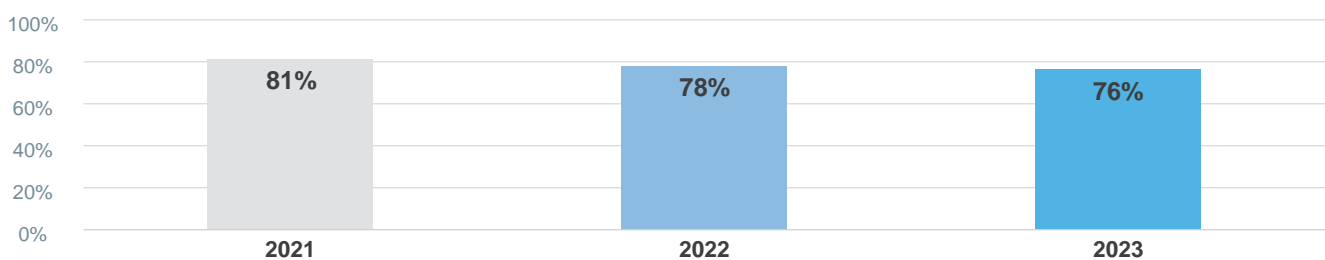
Q5. Patient received all the information needed about the diagnostic test in advance



Q6. Diagnostic test staff appeared to completely have all the information they needed about the patient



Q7. Patient felt the length of time waiting for diagnostic test results was about right



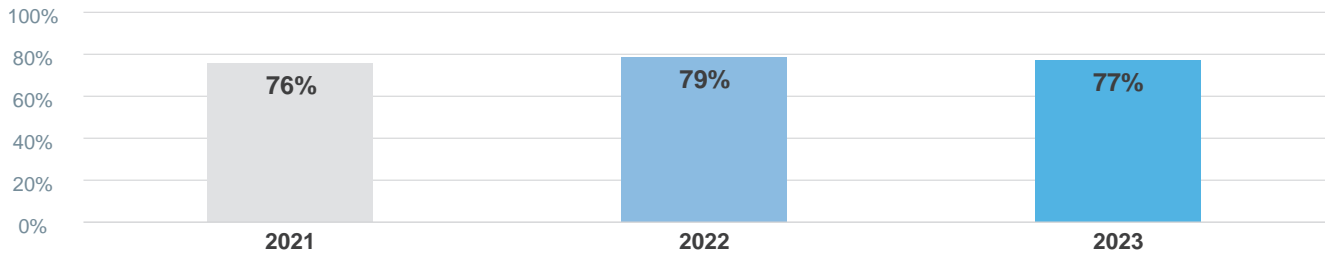
Year on year charts

* Indicates where a score is not available due to suppression or a low base size.

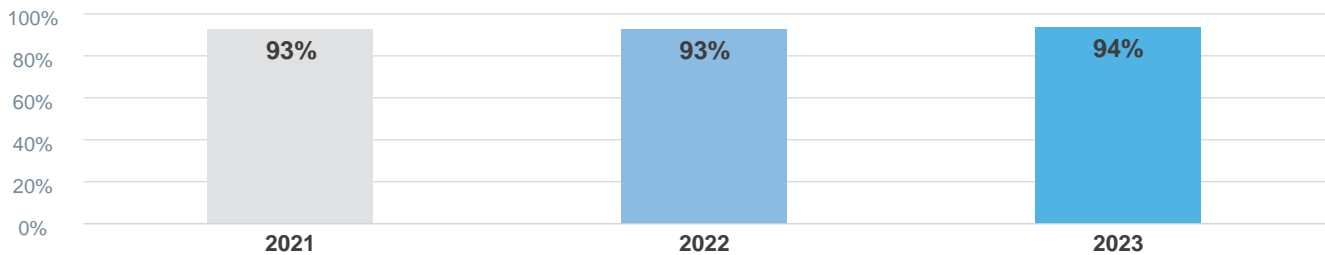
** No score available for these years.

The scores are unadjusted and based on England scores only.

Q8. Diagnostic test results were explained in a way the patient could completely understand

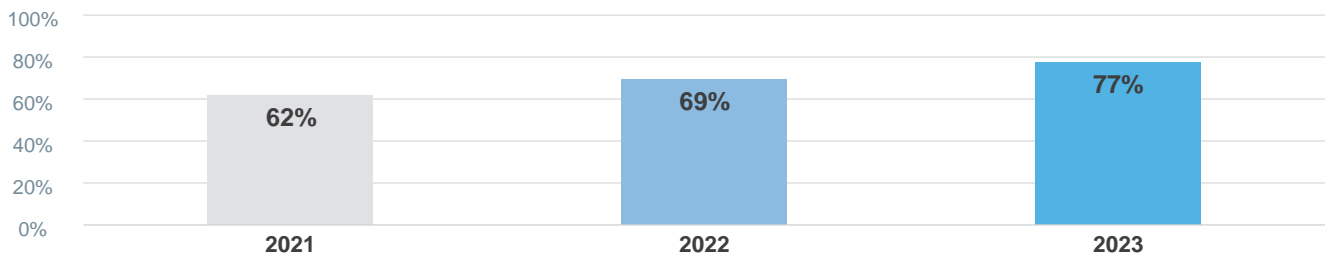


Q9. Enough privacy was always given to the patient when receiving diagnostic test results

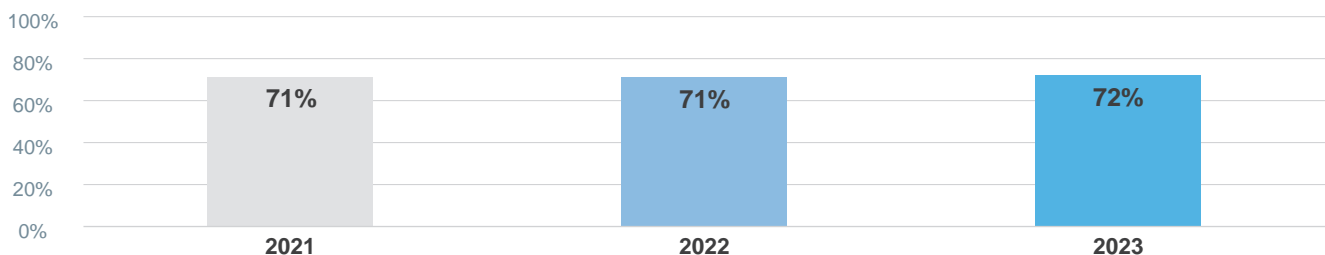


FINDING OUT THAT YOU HAD CANCER

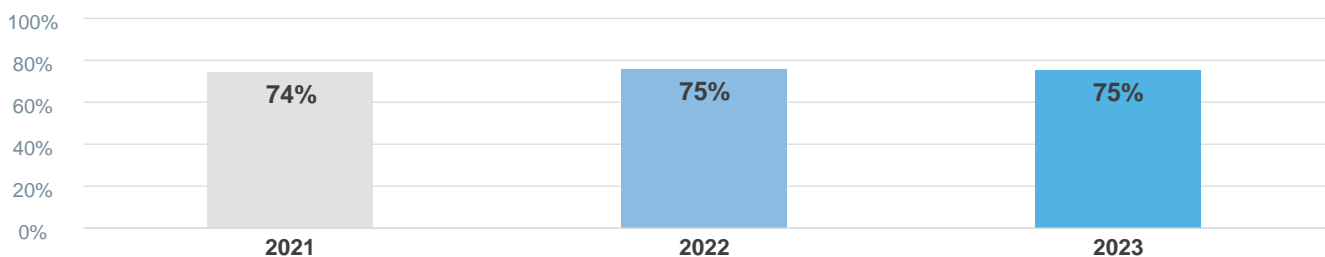
Q12. Patient was told they could have a family member, carer or friend with them when told diagnosis



Q13. Patient was definitely told sensitively that they had cancer



Q14. Cancer diagnosis explained in a way the patient could completely understand



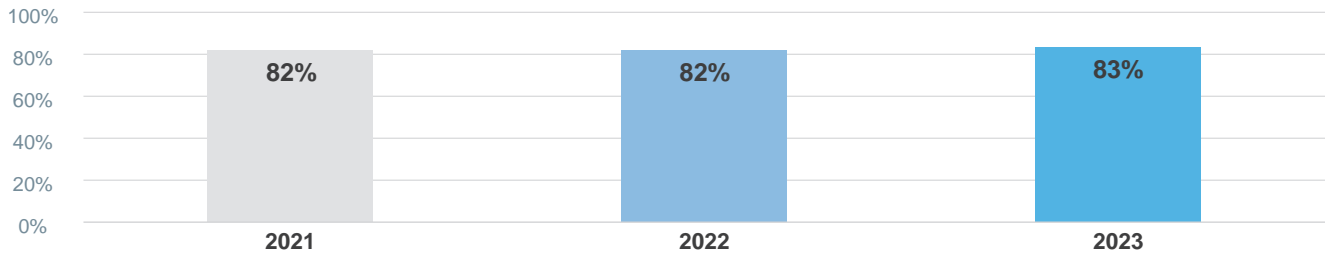
Year on year charts

* Indicates where a score is not available due to suppression or a low base size.

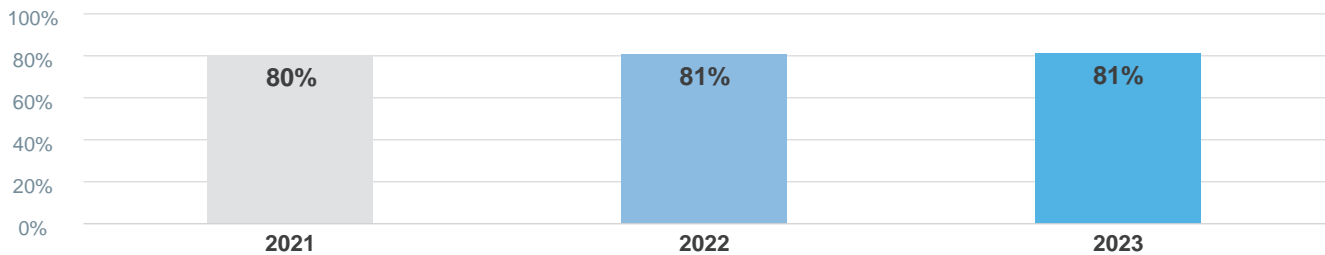
** No score available for these years.

The scores are unadjusted and based on England scores only.

Q15. Patient was definitely told about their diagnosis in an appropriate place

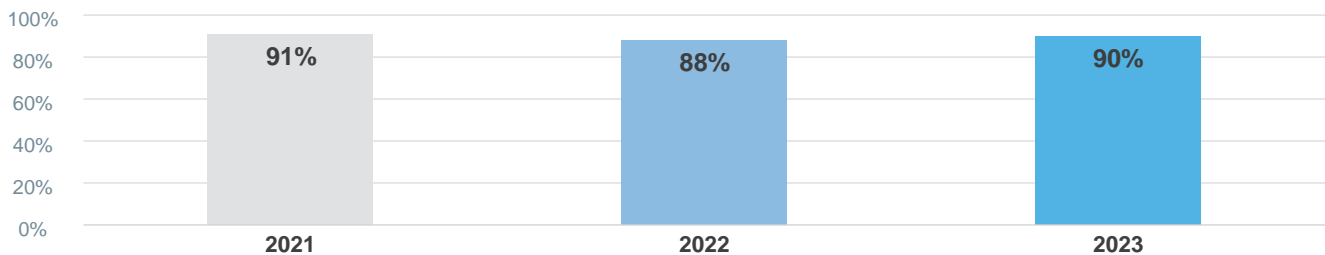


Q16. Patient was told they could go back later for more information about their diagnosis

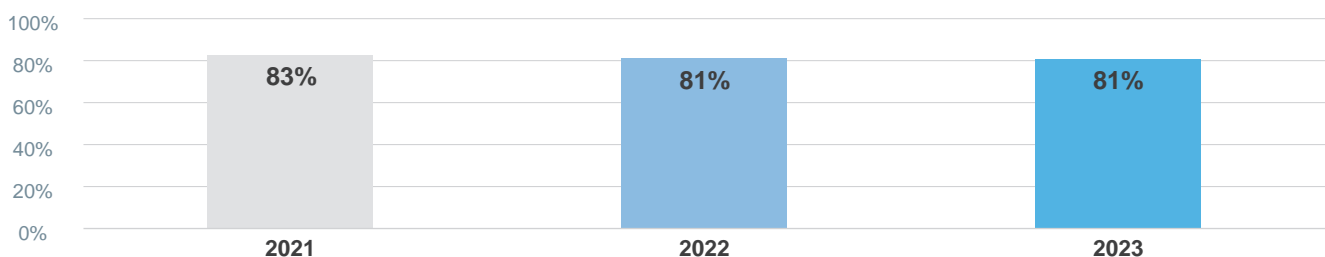


SUPPORT FROM A MAIN CONTACT PERSON

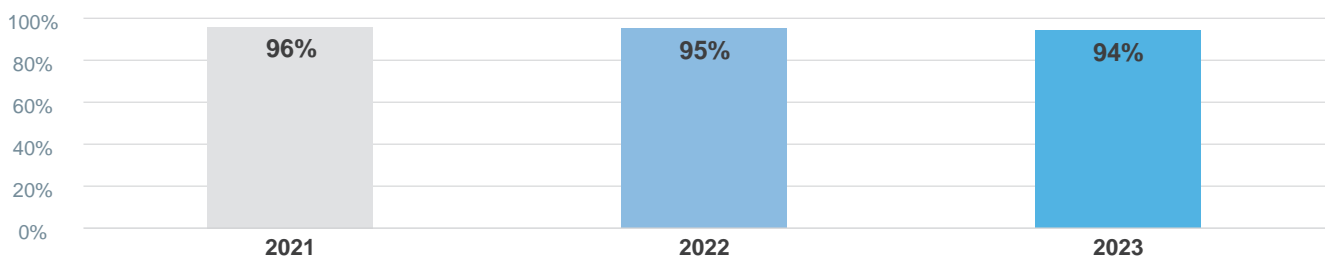
Q17. Patient had a main point of contact within the care team



Q18. Patient found it very or quite easy to contact their main contact person



Q19. Patient found advice from main contact person was very or quite helpful



Year on year charts

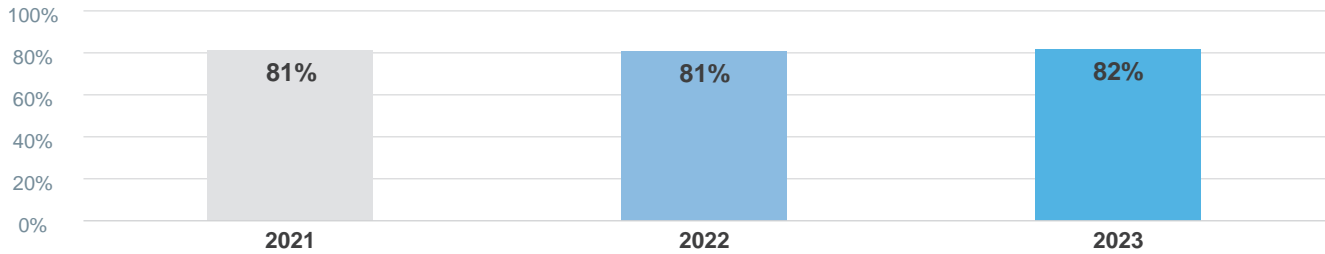
* Indicates where a score is not available due to suppression or a low base size.

** No score available for these years.

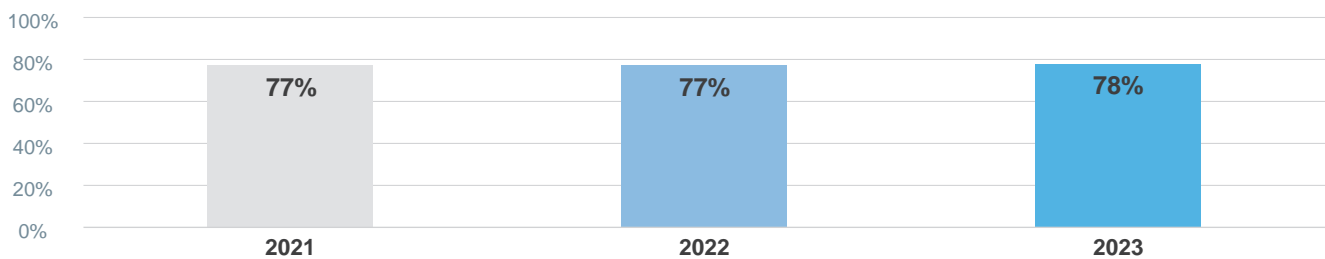
The scores are unadjusted and based on England scores only.

DECIDING ON THE BEST TREATMENT

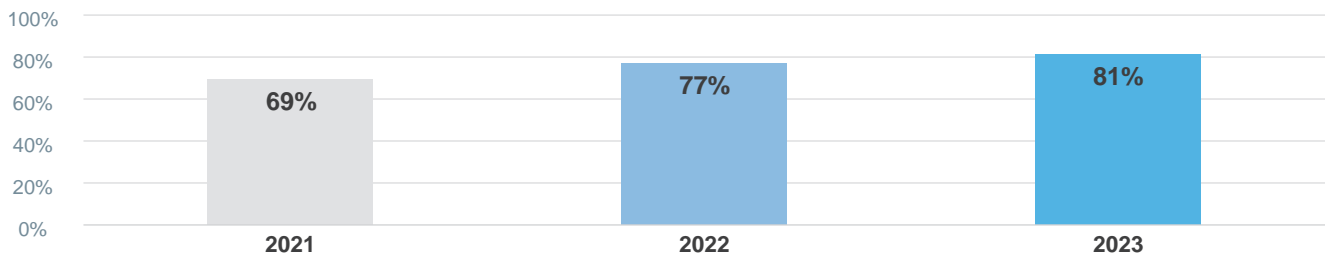
Q20. Treatment options were explained in a way the patient could completely understand



Q21. Patient was definitely involved as much as they wanted to be in decisions about their treatment



Q22. Family and/or carers were definitely involved as much as the patient wanted them to be in decisions about treatment options

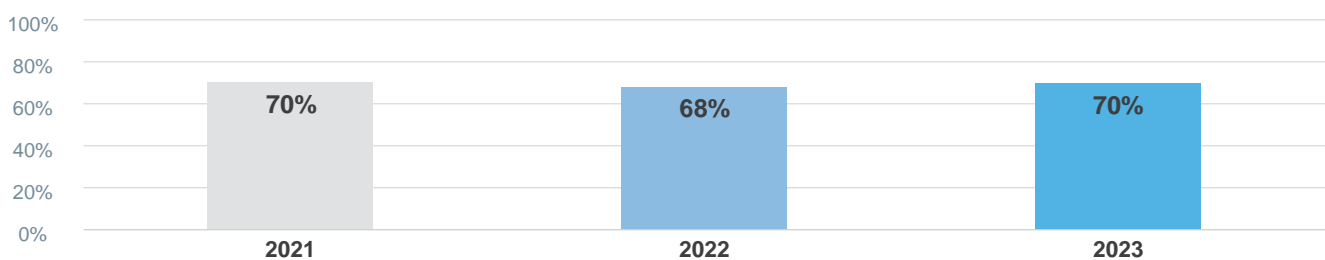


Q23. Patient could get further advice from a different healthcare professional before making decisions about their treatment options



CARE PLANNING

Q24. Patient was definitely able to have a discussion about their needs or concerns prior to treatment



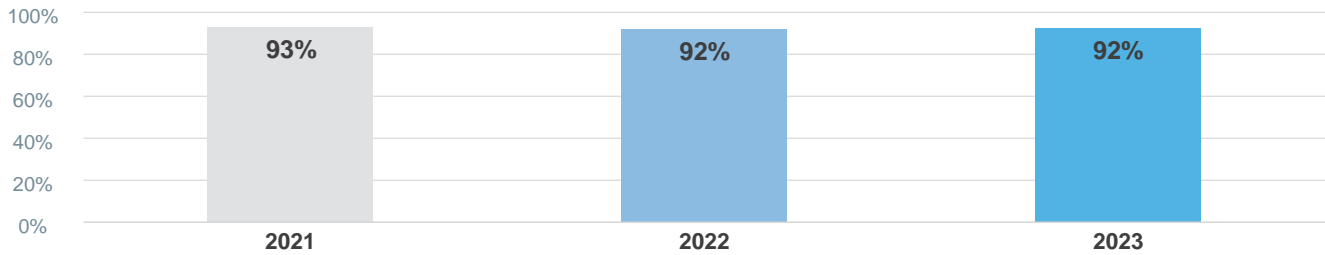
Year on year charts

* Indicates where a score is not available due to suppression or a low base size.

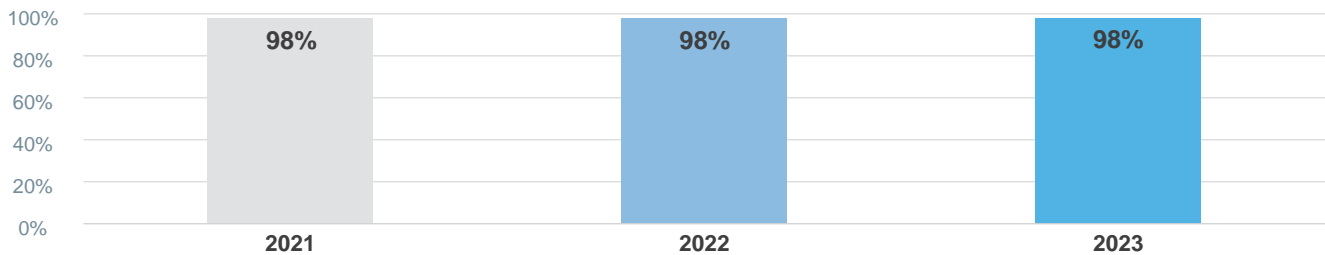
** No score available for these years.

The scores are unadjusted and based on England scores only.

Q25. A member of their care team helped the patient create a care plan to address any needs or concerns

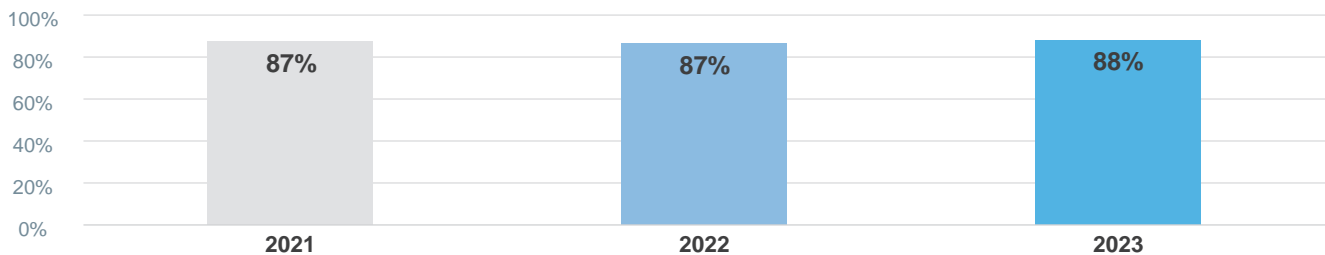


Q26. Care team reviewed the patient's care plan with them to ensure it was up to date

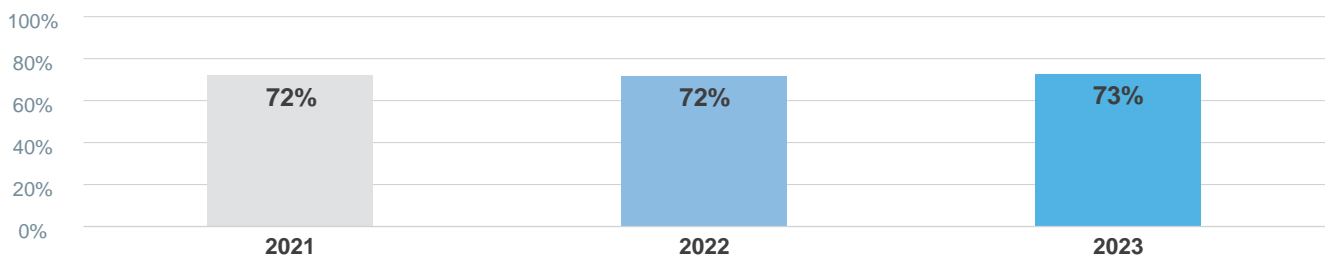


SUPPORT FROM HOSPITAL STAFF

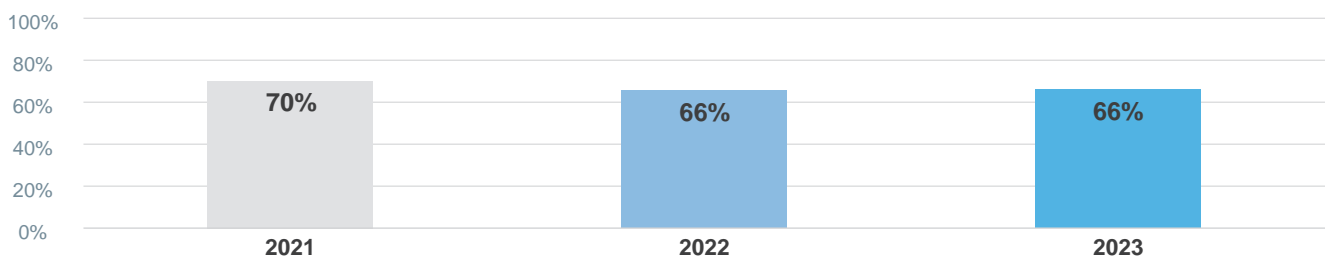
Q27. Staff provided the patient with relevant information on available support



Q28. Patient definitely got the right level of support for their overall health and well being from hospital staff



Q29. Patient was offered information about how to get financial help or benefits



Year on year charts

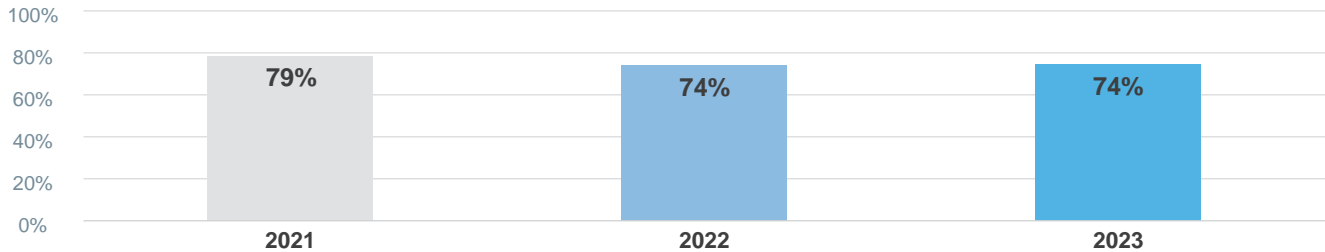
* Indicates where a score is not available due to suppression or a low base size.

** No score available for these years.

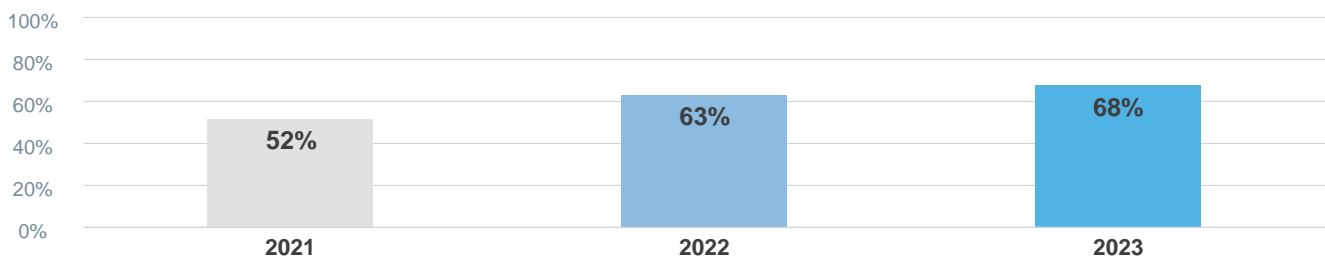
The scores are unadjusted and based on England scores only.

HOSPITAL CARE

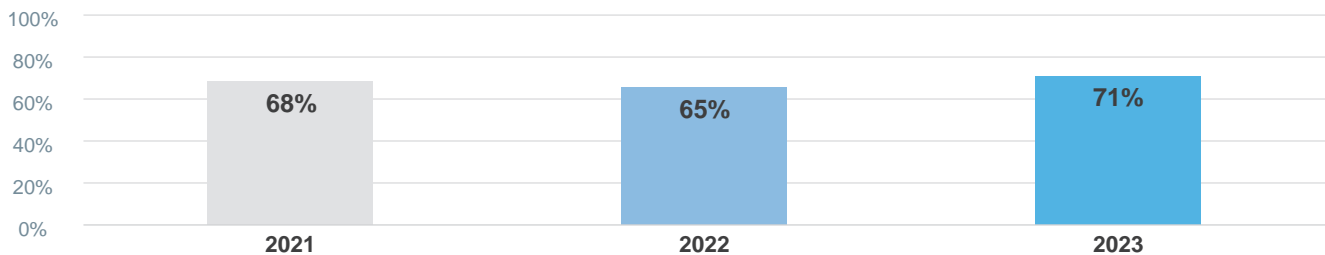
Q31. Patient had confidence and trust in all of the team looking after them during their stay in hospital



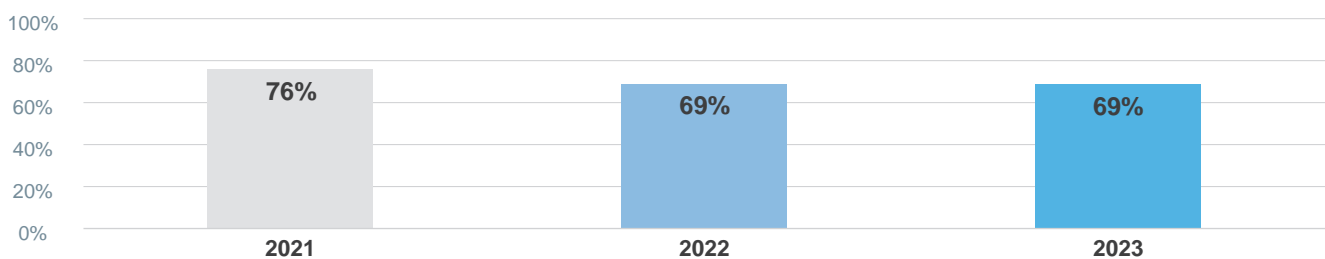
Q32. Patient's family, or someone close, was definitely able to talk to a member of the team looking after the patient in hospital



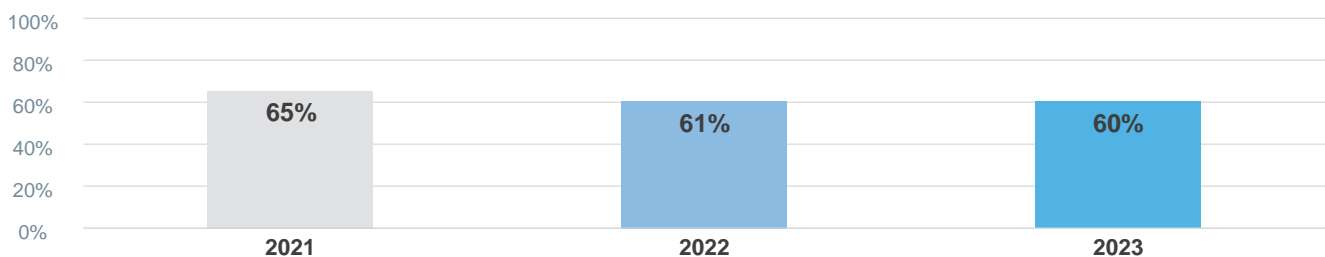
Q33. Patient was always involved in decisions about their care and treatment whilst in hospital



Q34. Patient was always able to get help from ward staff when needed



Q35. Patient was always able to discuss worries and fears with hospital staff



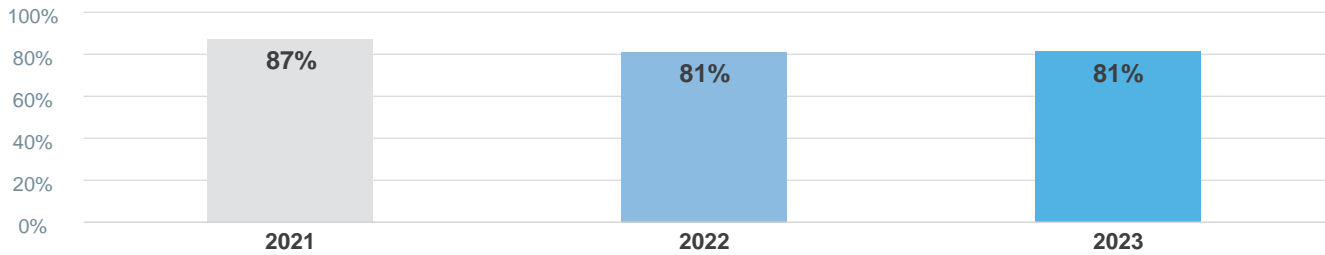
Year on year charts

* Indicates where a score is not available due to suppression or a low base size.

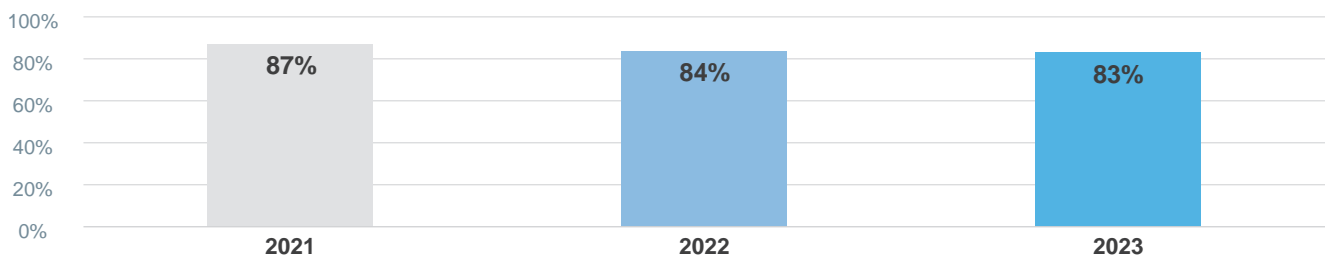
** No score available for these years.

The scores are unadjusted and based on England scores only.

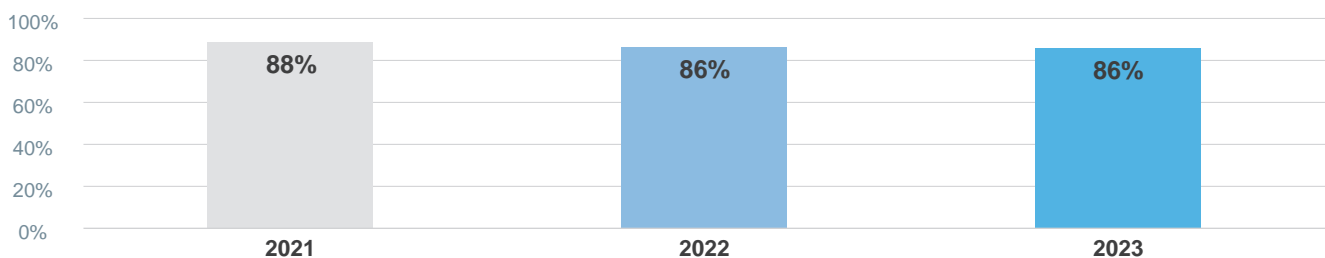
Q36. Hospital staff always did everything they could to help the patient control pain



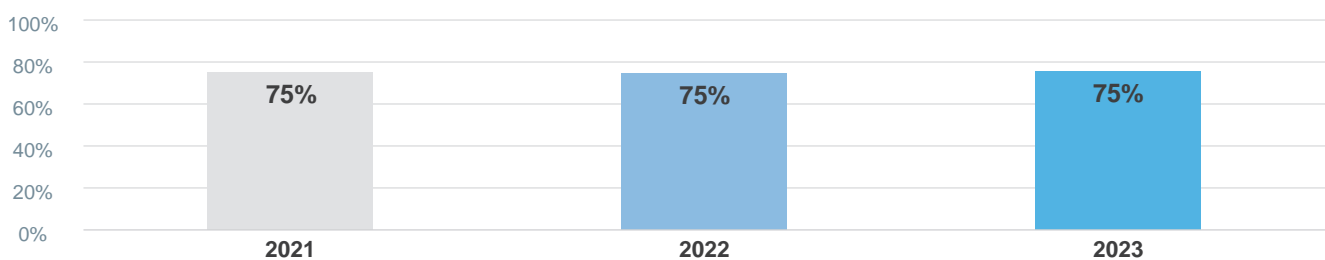
Q37. Patient was always treated with respect and dignity while in hospital



Q38. Patient received easily understandable information about what they should or should not do after leaving hospital

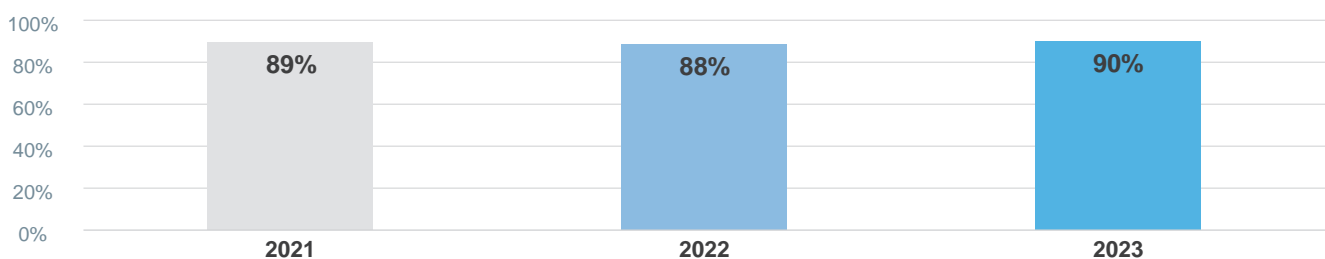


Q39. Patient was always able to discuss worries and fears with hospital staff while being treated as an outpatient or day case



YOUR TREATMENT

Q41_1. Beforehand patient completely had enough understandable information about surgery



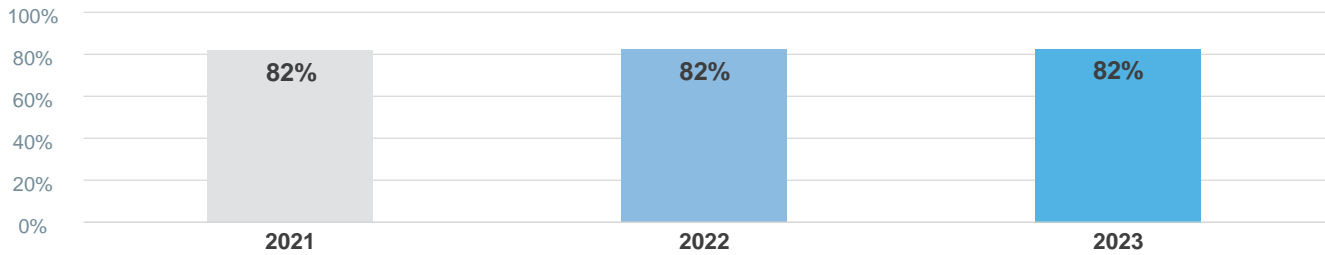
Year on year charts

* Indicates where a score is not available due to suppression or a low base size.

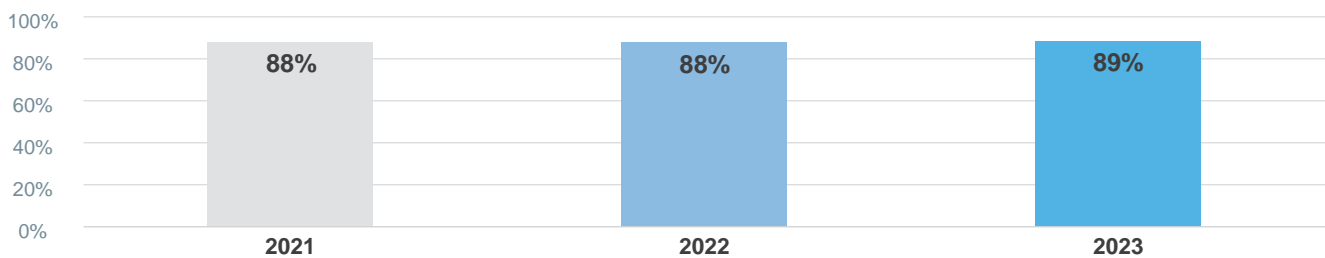
** No score available for these years.

The scores are unadjusted and based on England scores only.

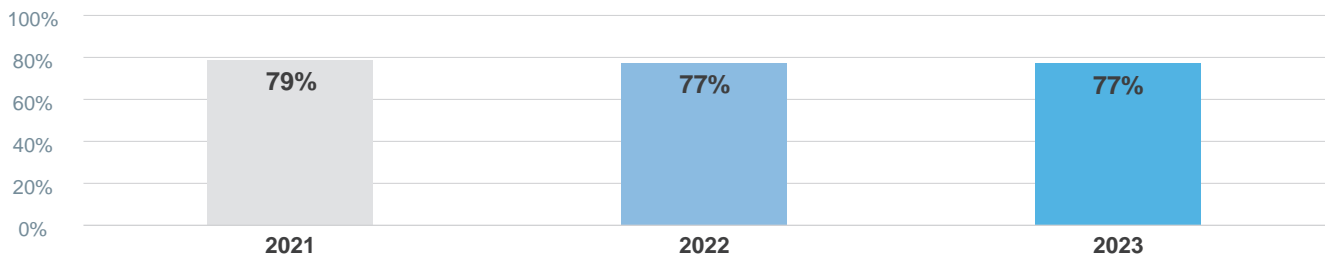
Q41_2. Beforehand patient completely had enough understandable information about chemotherapy



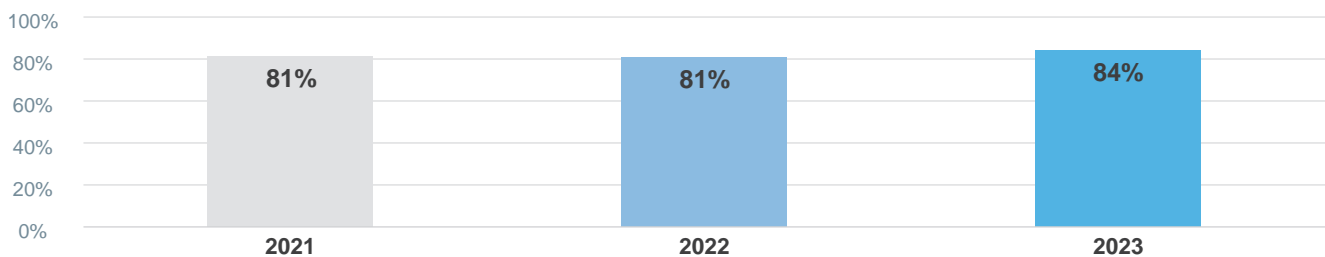
Q41_3. Beforehand patient completely had enough understandable information about radiotherapy



Q41_4. Beforehand patient completely had enough understandable information about hormone therapy



Q41_5. Beforehand patient completely had enough understandable information about immunotherapy



Q42_1. Patient completely had enough understandable information about their response to surgery



Year on year charts

* Indicates where a score is not available due to suppression or a low base size.

** No score available for these years.

The scores are unadjusted and based on England scores only.

Q42_2. Patient completely had enough understandable information about their response to chemotherapy



Q42_3. Patient completely had enough understandable information about their response to radiotherapy



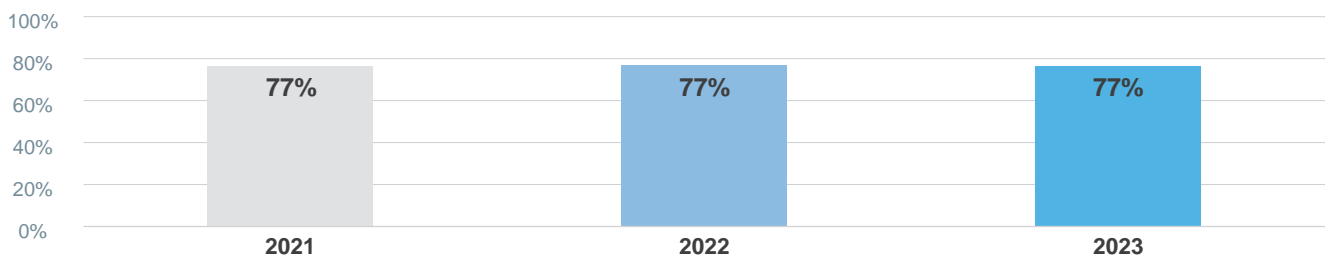
Q42_4. Patient completely had enough understandable information about their response to hormone therapy



Q42_5. Patient completely had enough understandable information about their response to immunotherapy



Q43. Patient felt the length of waiting time at clinic and day unit for cancer treatment was about right



Year on year charts

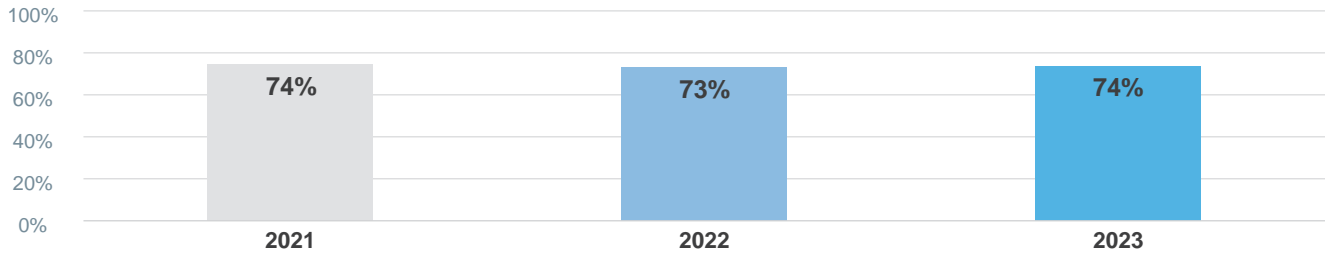
* Indicates where a score is not available due to suppression or a low base size.

** No score available for these years.

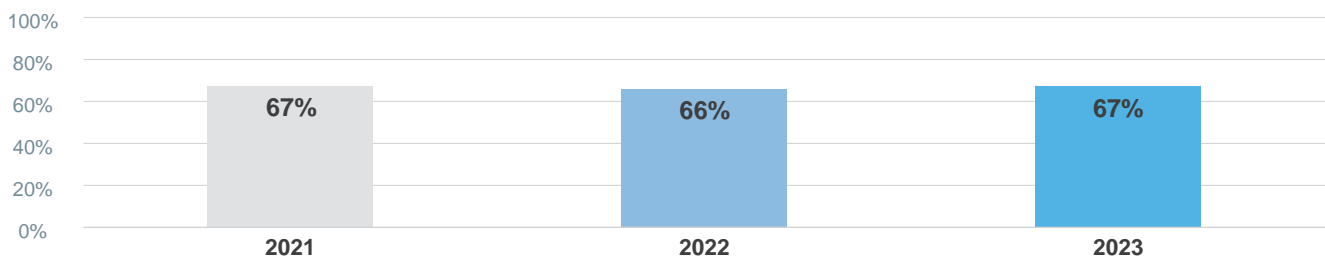
The scores are unadjusted and based on England scores only.

IMMEDIATE AND LONG TERM SIDE EFFECTS

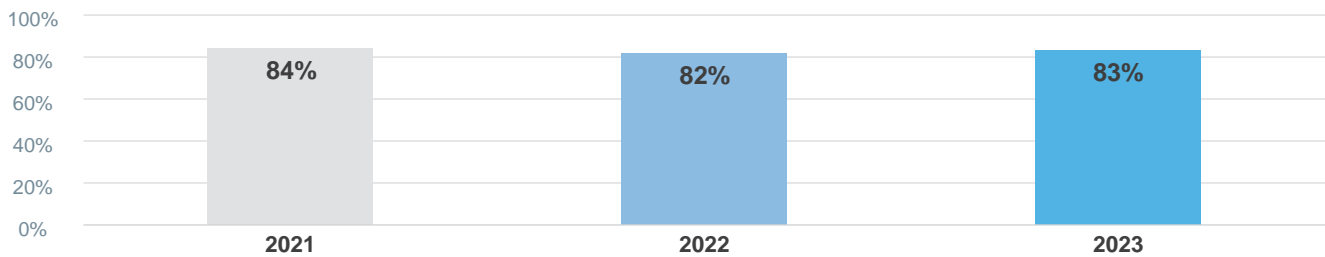
Q44. Possible side effects from treatment were definitely explained in a way the patient could understand



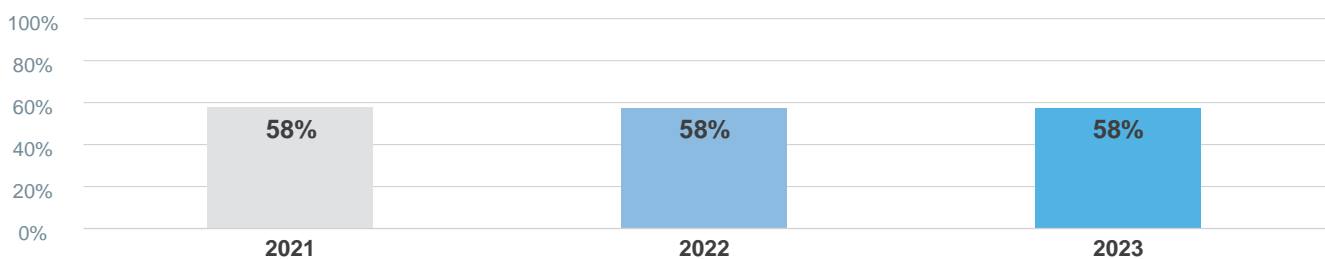
Q45. Patient was always offered practical advice on dealing with any immediate side effects from treatment



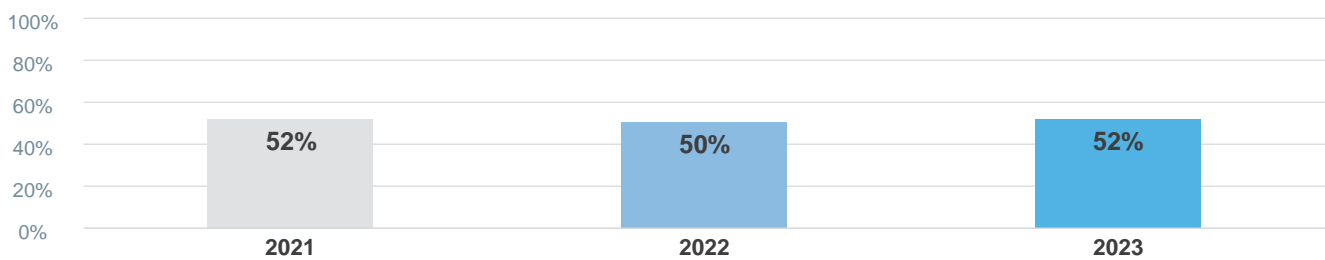
Q46. Patient was given information that they could access about support in dealing with immediate side effects from treatment



Q47. Patient felt possible long-term side effects were definitely explained in a way they could understand in advance of their treatment



Q48. Patient was definitely able to discuss options for managing the impact of any long-term side effects



Year on year charts

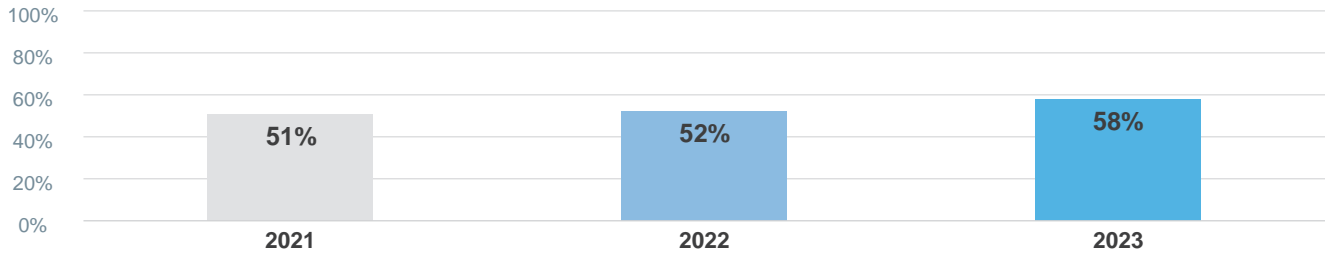
* Indicates where a score is not available due to suppression or a low base size.

** No score available for these years.

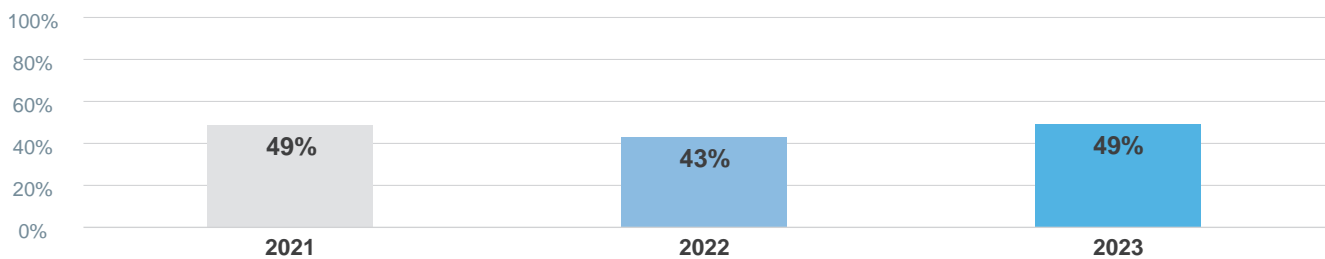
The scores are unadjusted and based on England scores only.

SUPPORT WHILE AT HOME

Q49. Care team gave family, or someone close, all the information needed to help care for the patient at home

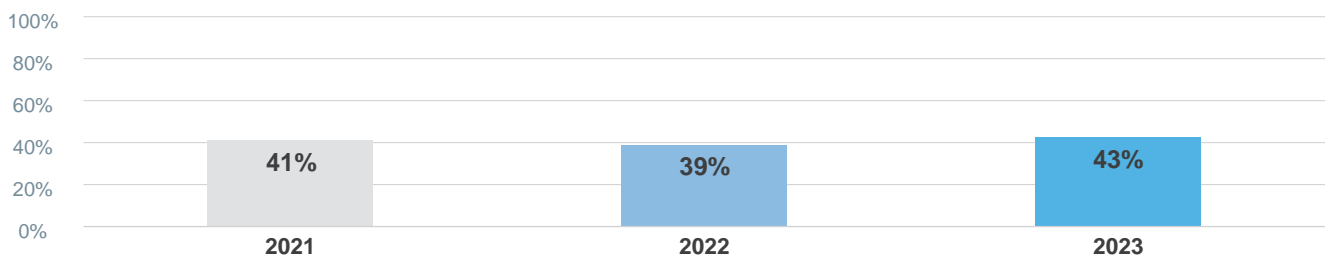


Q50. During treatment, the patient definitely got enough care and support at home from community or voluntary services

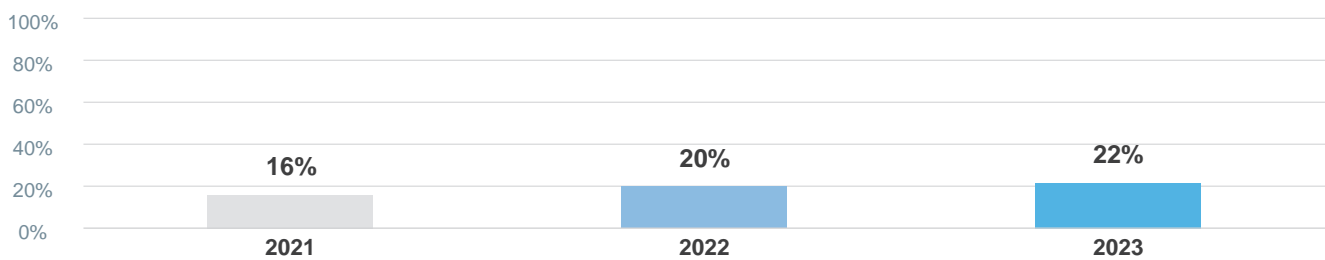


CARE FROM YOUR GP PRACTICE

Q51. Patient definitely received the right amount of support from their GP practice during treatment

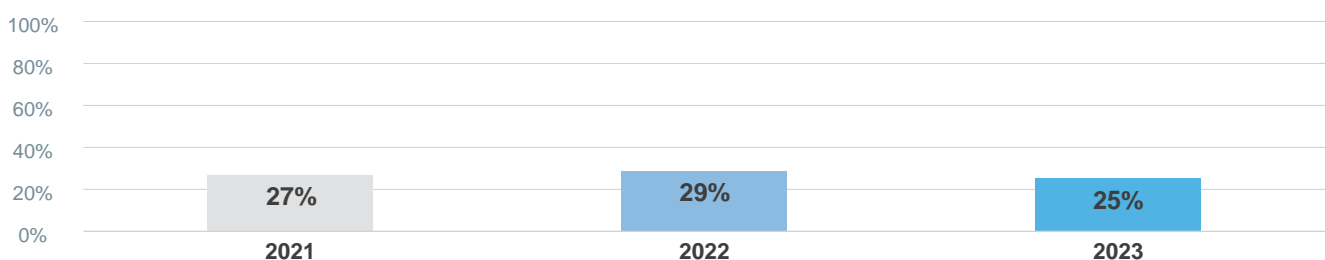


Q52. Patient has had a review of cancer care by GP practice



LIVING WITH AND BEYOND CANCER

Q53. After treatment, the patient definitely could get enough emotional support at home from community or voluntary services



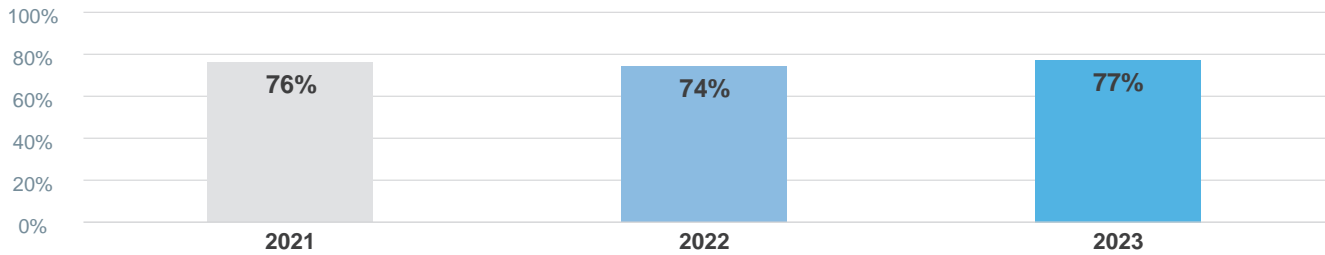
Year on year charts

* Indicates where a score is not available due to suppression or a low base size.

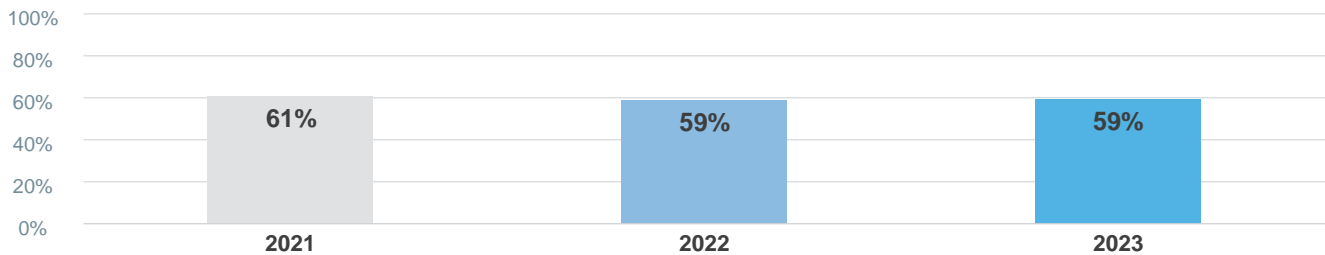
** No score available for these years.

The scores are unadjusted and based on England scores only.

Q54. The right amount of information and support was offered to the patient between final treatment and the follow up appointment

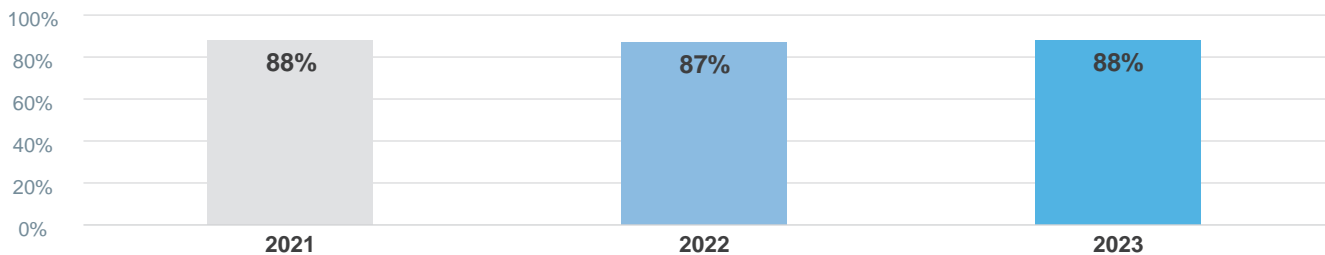


Q55. Patient was given enough information about the possibility and signs of cancer coming back or spreading

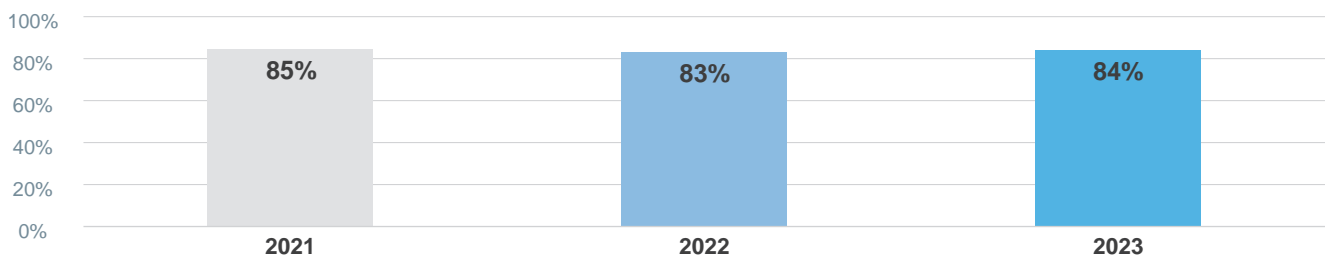


YOUR OVERALL NHS CARE

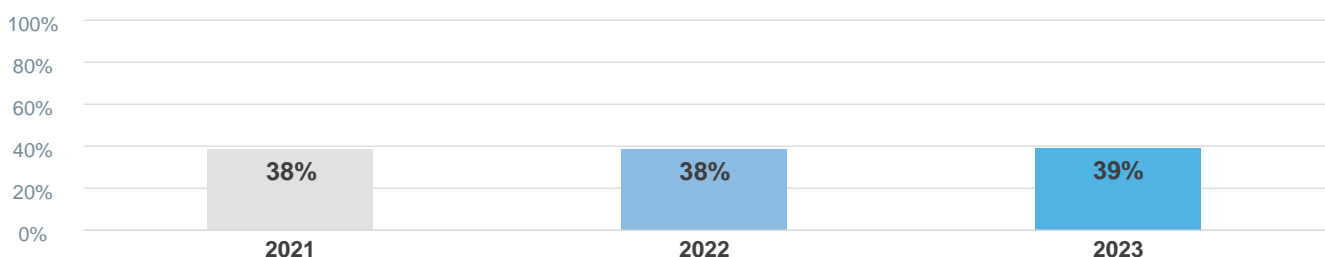
Q56. The whole care team worked well together



Q57. Administration of care was very good or good



Q58. Cancer research opportunities were discussed with patient



Year on year charts

* Indicates where a score is not available due to suppression or a low base size.

** No score available for these years.

The scores are unadjusted and based on England scores only.

Q59. Patient's average rating of care scored from very poor to very good

